

(38.)

J. W. McKEE.

Implement for Embossing Fabrics.

No. 122,044.

Fig. 1.

Patented Dec. 19, 1871.

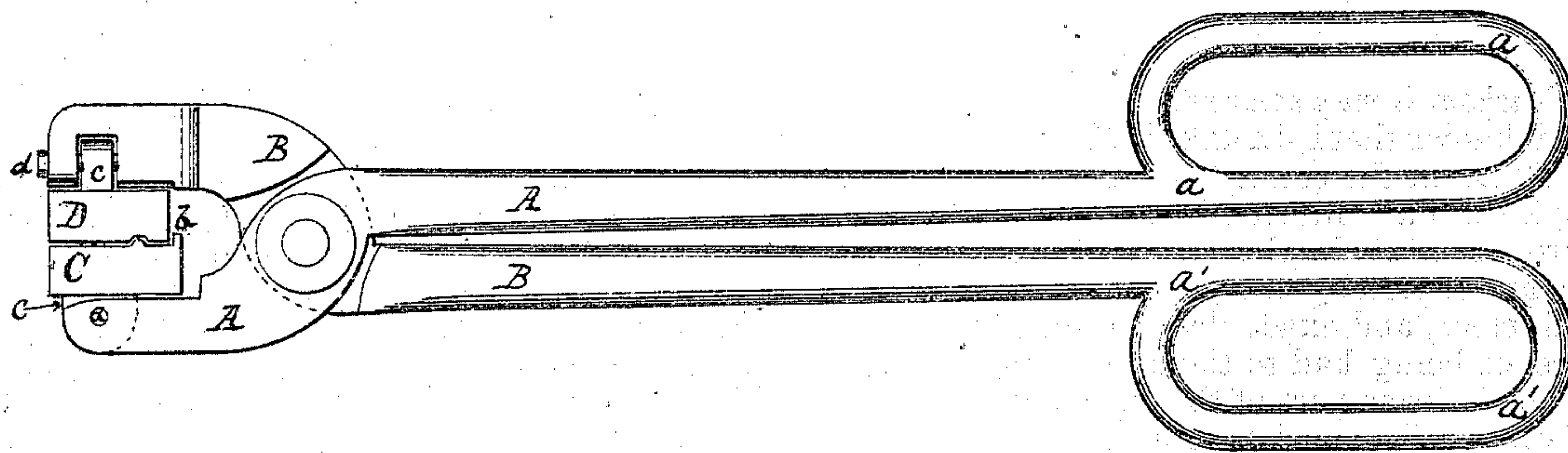


Fig. 2.

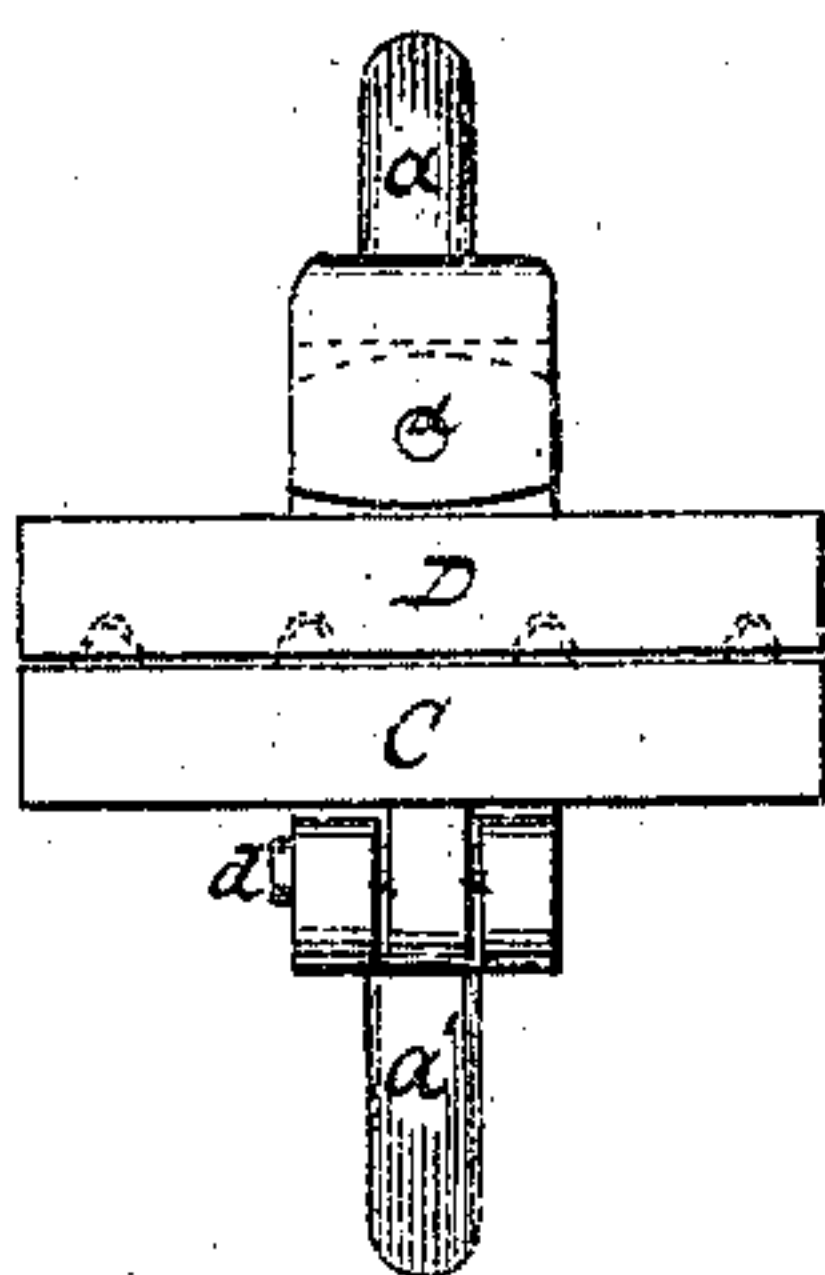


Fig. 3.

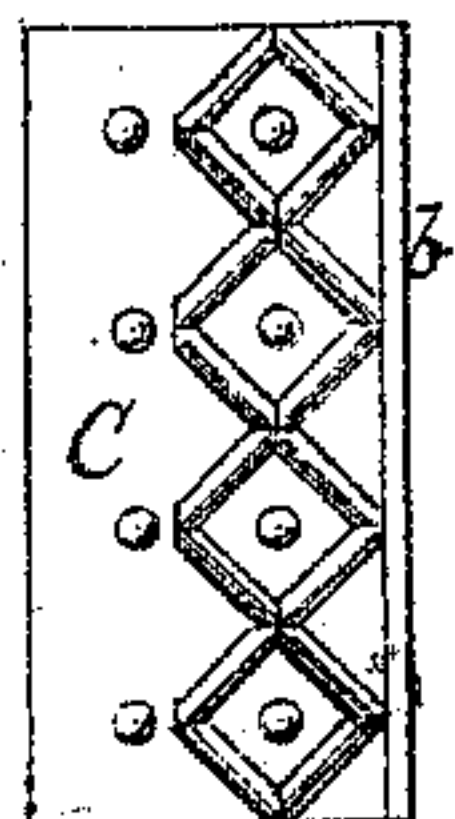
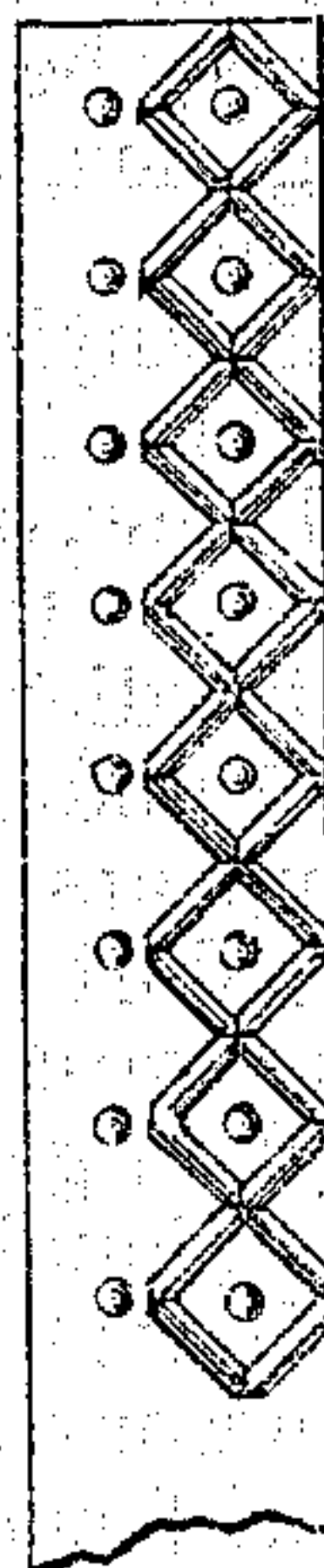


Fig. 4.



Witnesses:

M. M. Linsley
J. R. Decker

Inventor:

James W. McKee

UNITED STATES PATENT OFFICE.

JAMES W. McKEE, OF BROOKLYN, E. D., NEW YORK.

IMPROVEMENT IN IMPLEMENTS FOR EMBOSSING FABRICS.

Specification forming part of Letters Patent No. 122,044, dated December 19, 1871.

To all whom it may concern:

Be it known that I, JAMES W. McKEE, of Brooklyn, E. D., in the county of Kings and State of New York, have invented certain new and useful Improvements in Implements for Embossing Fabrics; and I hereby declare that the following is a full, clear, and exact description of the same, reference being had to the accompanying drawing which forms part of this specification.

My invention consists in an improved embossing implement consisting of two cross-levers, to the forward ends of which are secured a male and female die, carrying, respectively, a sunken and a raised figure or pattern or design, that on the one die corresponding with that on the other, whereby ladies' and children's linens and other textile fabrics may be ornamented with borders, edgings, monograms, &c., &c., in an easy and expeditious manner.

In the accompanying drawing, Figure 1 is a side elevation of the improved implement. Fig. 2 is a front end view, showing the method of connecting the dies to the levers. Fig. 3 is a face view of one of the dies containing a pattern for a border of a lady's undergarment. Fig. 4 shows the pattern as it appears upon the article after two impressions of a die of the length shown in Fig. 3.

A B designate two cross-levers pivoted together and constructed, in general form, much after the style of a pair of hand-punches, and, preferably, provided with bows *a a'* for receiving the hands to facilitate the working of the levers. C D designate a male and female die, respectively. These dies may be secured rigidly to the respective levers A B, or may be detachable, so that different dies or plates may be used at pleasure. I prefer to pivot them in such manner that one of the dies shall have a vertical swing and the other a horizontal swing, either with or upon the fulcrum-pins. For instance, I preferably provide each die with a lug or ear upon its back, which lugs enter respective recesses in the levers and are confined by pins *d*, so that each die may turn with

or upon its fulcrum-pin, as will be readily understood by reference to Figs. 1 and 2. By this method of connection the dies will adjust themselves longitudinally and laterally with each other, and thereby close truly and evenly so as to transfer the pattern or design on the dies in a perfect manner upon the article subjected to them. One of these dies—say the male die C—I preferably provide with a flange or guide-strip, *b*, for regulating the line or position of the figures, design, or characters being embossed on the goods, as it is obvious that if the edge of the article be caused to abut against this flange *b* the design will be embossed upon the article at the same distance from the edge all around. No difficulty will be experienced in matching the pattern, as the die is moved along to form a continuous border. The pattern obtained from a short die, as shown in Fig. 3, will appear upon the cloth, as shown in Fig. 4.

In using the implement it is desirable to heat the same, which may be done by placing it on a stove or range, as is customary when heating sad-irons.

My invention provides a small, efficient, and inexpensive implement for ladies' use for embossing borders, monograms, &c., &c., upon ladies' wearing apparel and upon other articles; and it supplies a want long felt.

What I claim as my invention, and desire to secure by Letters Patent, is—

The improved implement for embossing, consisting of two cross-levers, A B, and a male and female die, C D, secured to respective outer ends of the said levers, the said dies carrying, respectively, sunken and raised figures, patterns, monograms, or other designs, the said parts being combined and operating substantially as and for the purposes herein specified.

JAMES W. McKEE.

Witnesses:

M. M. LIVINGSTON,
A. C. HALLAM.

(38)