

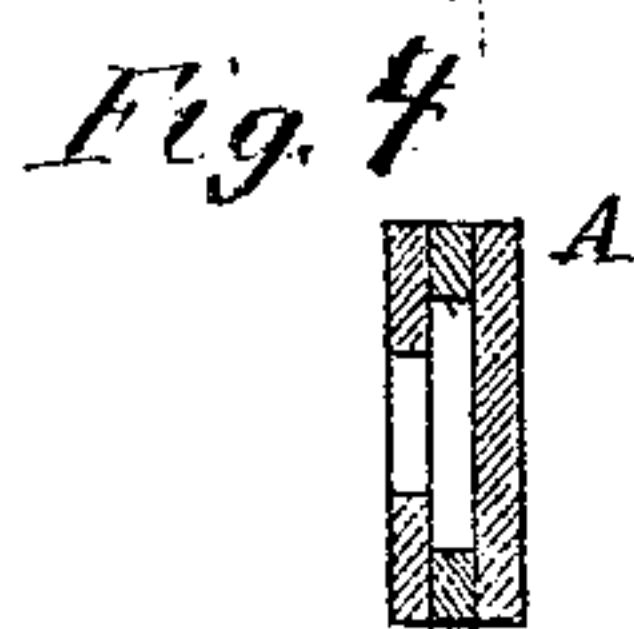
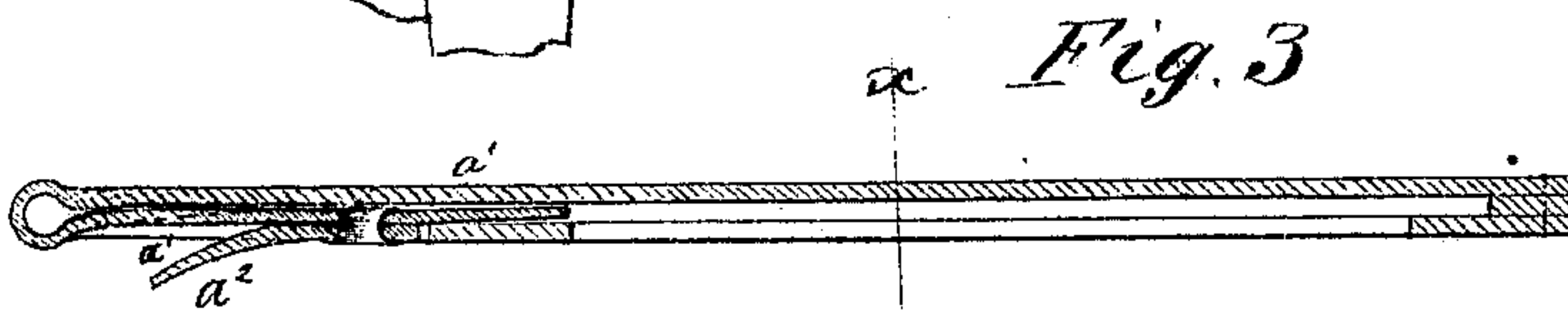
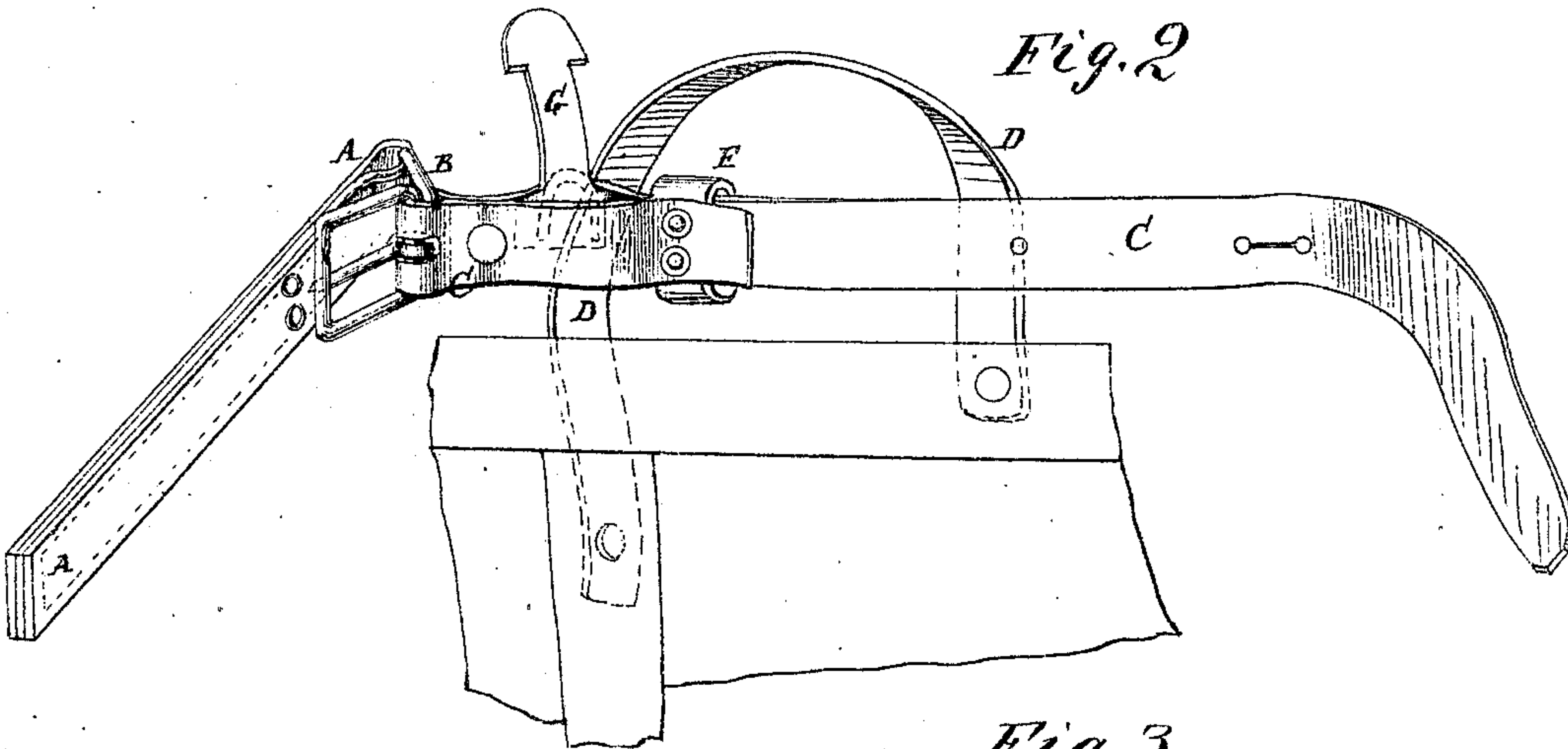
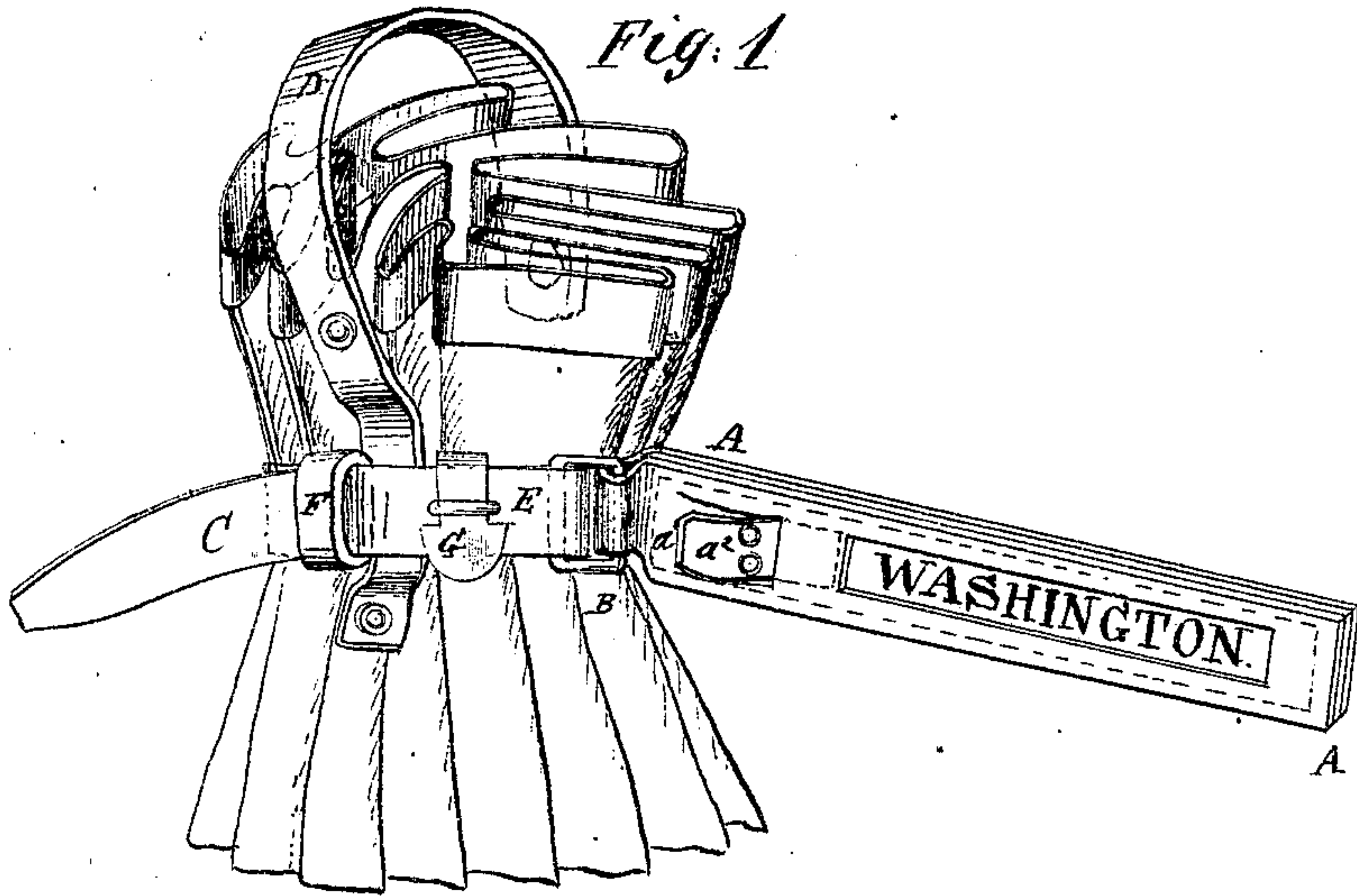
(162.)

THOMAS McGRANE.

Label and Fastenings for Mail Bags.

No. 121,646.

Patented Dec. 5, 1871.



Witnesses:

A. W. Almquist
Francis Mc Ardle

Inventor:

Thomas McGrane.

PER

Attorneys.

UNITED STATES PATENT OFFICE.

THOMAS McGRANE, OF NEW YORK, N. Y.

IMPROVEMENT IN FASTENINGS FOR MAIL-BAGS.

Specification forming part of Letters Patent No. 121,646, dated December 5, 1871.

To all whom it may concern:

Be it known that I, THOMAS McGRANE, of the city, county, and State of New York, have invented a new and useful Improvement in Mail-Bag Fastenings; and I do hereby declare that the following is a full, clear, and exact description thereof, which will enable others skilled in the art to make and use the same, reference being had to the accompanying drawing forming part of this specification.

Figure 1 represents a mail-bag closed, to which my invention has been attached. Fig. 2 is a detail view of the same. Fig. 3 is a detail longitudinal section of the label. Fig. 4 is a detail cross-section of the same taken through the line *x x*, Fig. 3.

My invention consists in the improvement of mail-bag fastenings, as hereinafter fully described and subsequently pointed out in the claim.

A is the label, which is formed by bending a strap together at its middle to form a loop to receive a ring, B, and sewing its parts together along their side edges and ends, with a narrow strip of leather between the said edges, as shown in Figs. 3 and 4, to form a pocket to receive the direction, which should be printed upon stiff paper to enable it to be conveniently inserted and removed. The middle part of one of the sides is cut away, as shown in Figs. 1, 3, and 4, to allow the direction to be seen. The label A has a small flap, *a*¹, formed in its side near its looped end to form a place through which the direction-card may be inserted and withdrawn. The flap *a*¹ is made of such a length that it may be tucked beneath the part that is not cut away to confine the direction-card in its pocket. The flap *a*¹ may have a small tag, *a*², attached to it by two eyelets, for convenience in inserting and removing it. In the back of the label A, directly opposite the eyelets in the flap *a*¹, are inserted two other

eyelets, so that, when the bag is to be sent a long distance, by puncturing holes in the end of the direction-card with the point of a pencil or other convenient instrument a cord may be passed through and tied and a seal attached. The label A may be attached to any mail-bag, letter-box, or other package. For mail-bags I prefer to attach it to a strap, C, in the loop formed by turning back the end of the strap to receive the buckle. Through the same loop is passed a strap, D, which is designed to be attached to the mail-bag to serve as a handle for handling the bag, as shown in Fig. 1. The strap C is passed around the mouth of the bag and buckled. The free end of the strap C is then passed through the label-link or ring B, which serves as a keeper; is then passed over the staple E secured to the strap C, and its end may be passed through a keeper, F, attached to the said strap C. The bag may then be secured by a padlock passed through the staple E, or by a seal passed through the said staple and gummed to the said strap. In the latter case the strap C may be provided with a small leather key, G, to be passed through the staple after the seal has been attached to protect the said seal and keep it from being accidentally injured.

Having thus described my invention, I claim as new and desire to secure by Letters Patent—

The ring B and strap D, with a strap, C, having staple E, keeper F, and key G thereon, when all are arranged and applied to a mail-bag, as and for the purpose specified.

The above specification of my invention signed by me this 26th day of July, 1871.

THOMAS McGRANE.

Witnesses:

JAMES T. GRAHAM,
WM. H. C. SMITH.

(162)