

HENRY KIMBALL.

Improvement in Stencilling Apparatus.

No. 121,634.

Patented Dec. 5, 1871.

Fig 1

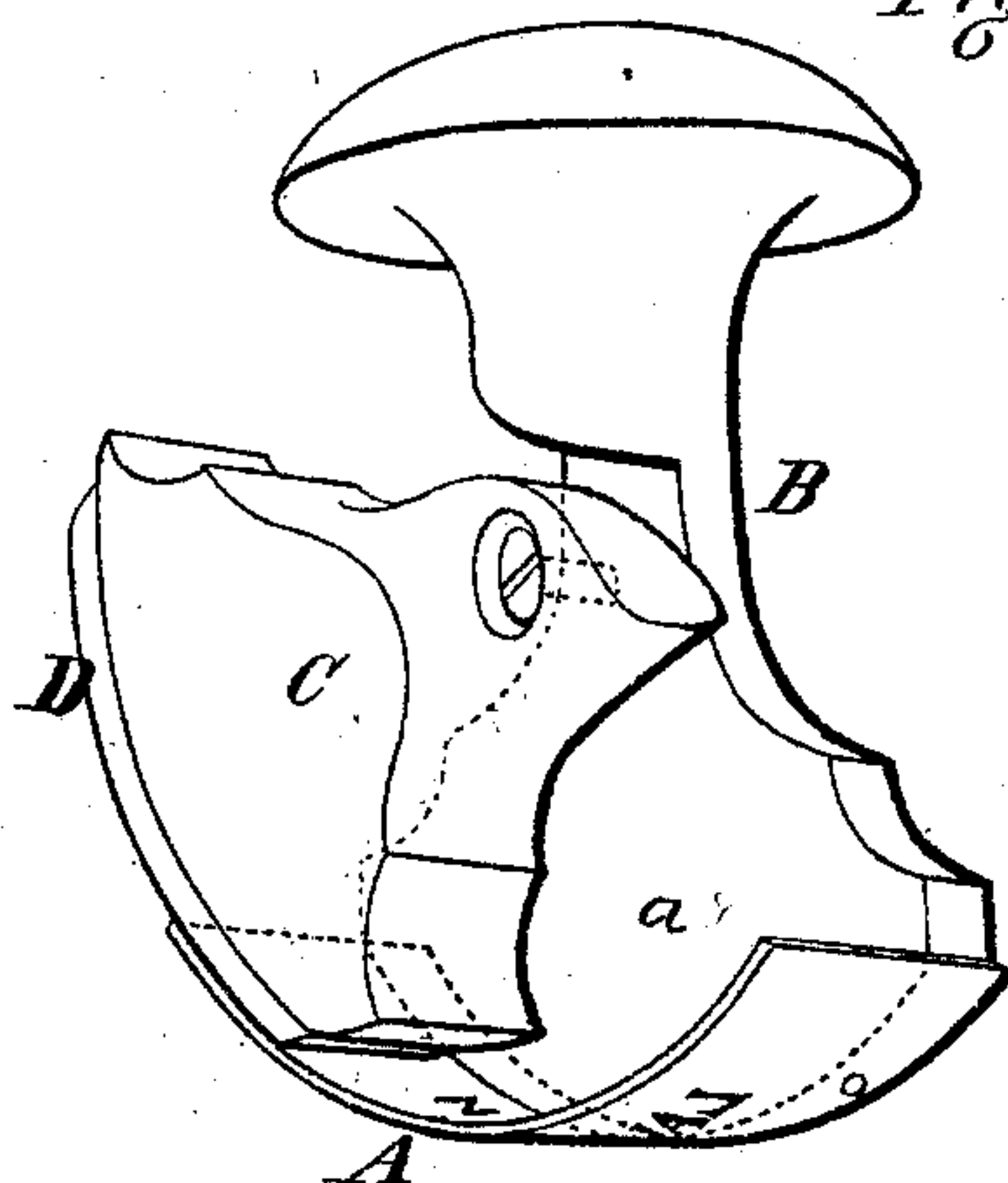


Fig. 2

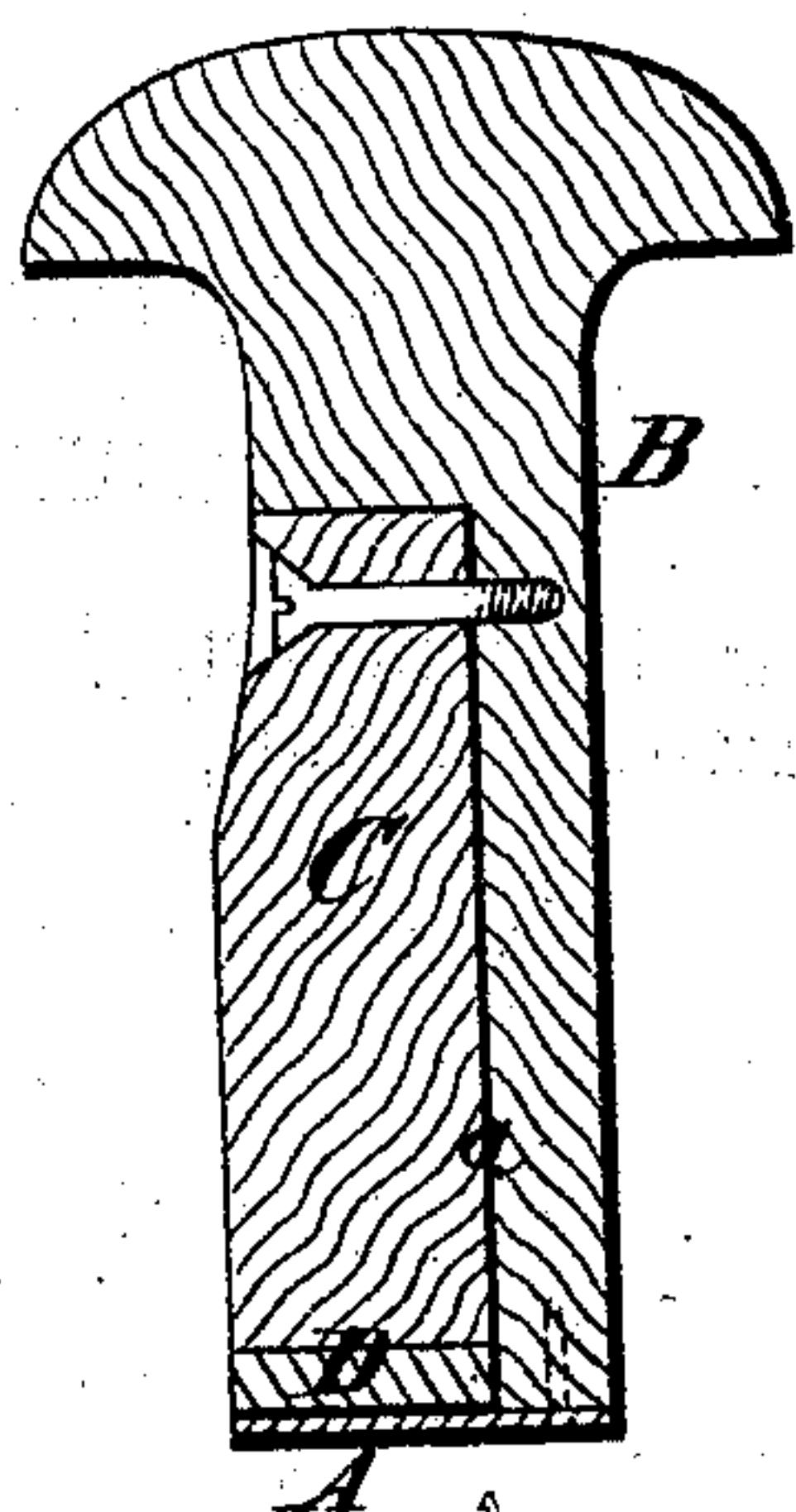
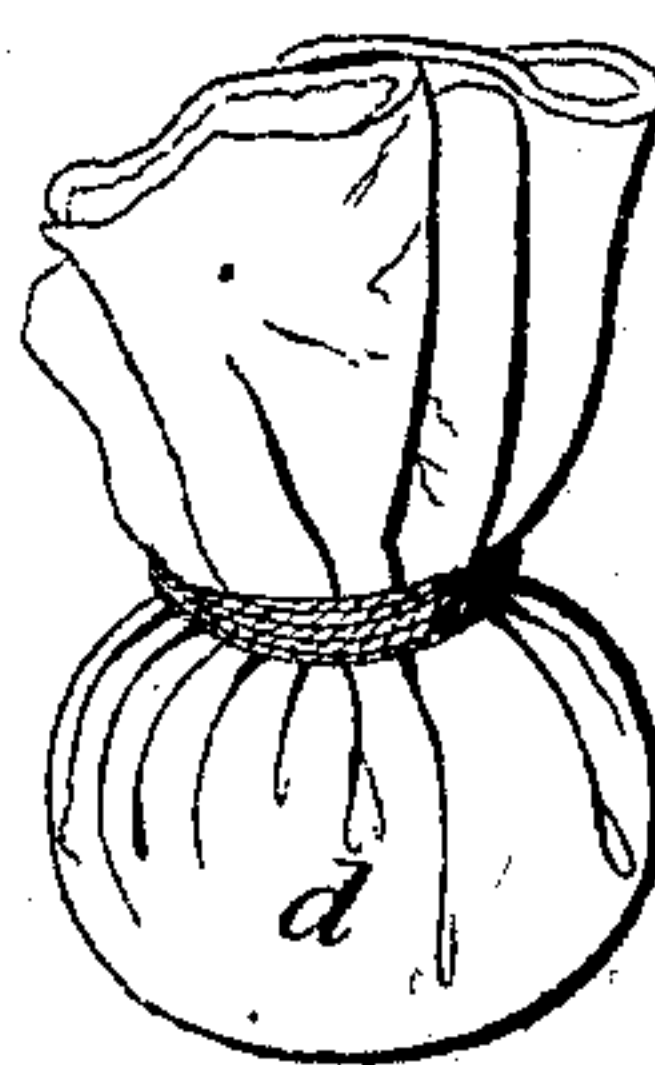


Fig 3



Witnesses  
Villette Anderson  
J. B. Curtis

Inventor.  
Henry Kimball,  
Chipmunk & Co.,  
Attys.

# UNITED STATES PATENT OFFICE

HERVEY KIMBALL, OF POUGHKEEPSIE, NEW YORK.

## IMPROVEMENT IN STENCILING APPARATUS.

Specification forming part of Letters Patent No. 121,634, dated December 5, 1871.

*To all whom it may concern:*

Be it known that I, HERVEY KIMBALL, of Poughkeepsie, in the county of Dutchess and State of New York, have invented a new and valuable Improvement in Stencil-Printing; and do hereby declare that the following is a full, clear, and exact description of the construction and operation of the same, reference being had to the annexed drawing making a part of this specification, and to the letters and figures of reference marked thereon.

Figure 1 of the drawing is a perspective view of my invention. Fig. 2 is a vertical section of the same. Fig. 3 is a view of the inking-pad.

This invention has relation to stencil-printing; and the novelty consists in the construction of an instrument by means of which stencil-printing may be done neatly and quickly without the aid of a brush.

In the accompanying drawing illustrating this invention, A represents a stencil-plate curved in the direction of its length and secured at one of its edges to a handle, B, the lower end of which is curved to hold the stencil-plate, which is attached to it. The lower end of the handle is enlarged in its width equal to the length of the plate A. It is also recessed at *a* to receive a pivoted block, C, curved on its lower edge to correspond

to the shape of the plate A, and furnished with an elastic cushion, D. The printing-ink is spread on the cushion D by means of a charged pad, *d*, the block being turned to one side to receive it. The block is then turned back so that the cushion shall rest on the plate A. The printing is done by pressing on the handle, turning it from side to side to accommodate the curvature of the plate to the surface being stamped. The top of the block C and recess *d* are beveled off at one side so that the block may be turned in that direction when the cushion is to be inked.

I claim—

1. In combination, two sector-shaped blocks pivoted together, one bearing the inking-cushion and the other bearing the stencil-plate, substantially as specified.

2. The improved instrument for stencil-printing, having the handle B, stencil-plate A, pivoted block C, and inking-cushion D, as and for the purpose set forth.

In testimony that I claim the above I have hereunto subscribed my name in the presence of two witnesses.

HERVEY KIMBALL.

Witnesses:

WM. R. WOODIN,  
SAMUEL THORN.

(54)