

VINCENT FOUNTAIN, Jr.
Bungs.

No. 121,607.

Patented Dec. 5, 1871.

Fig. 1.

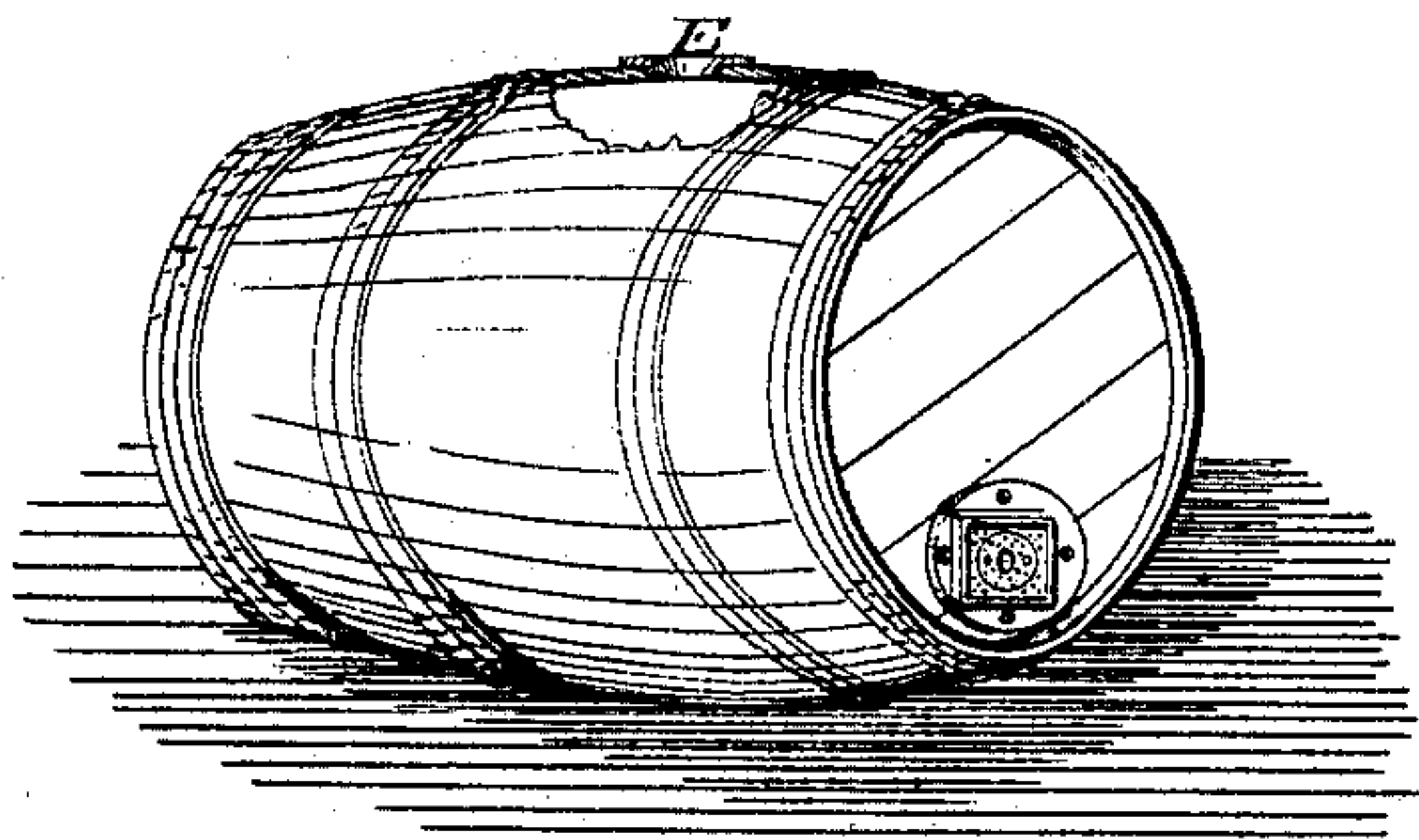


Fig. 2.

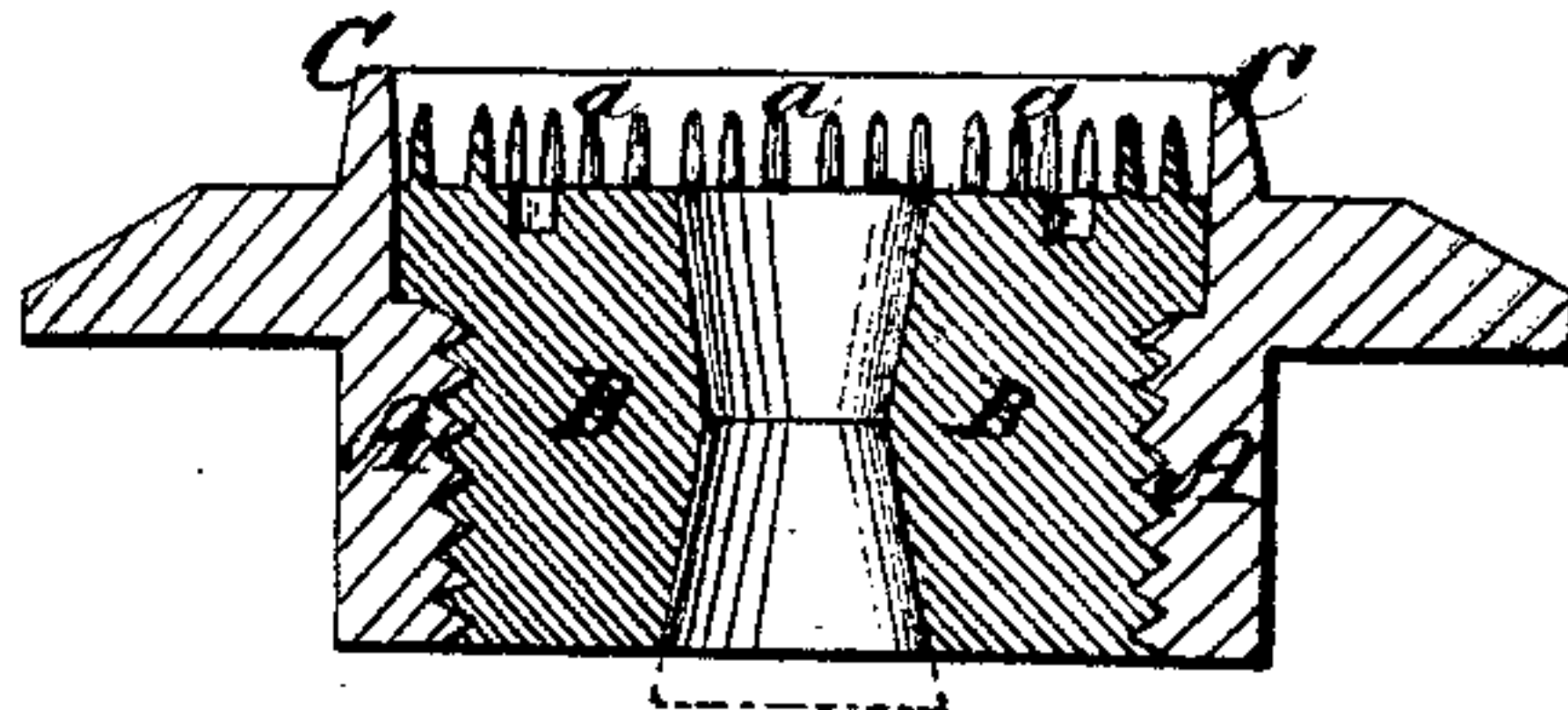


Fig. 3.




Fig. 4.




Fig. 5.



Fig. 6.



E. H. Young
Chas. C. Upferman

Vincent Fountain, Jr.
By his Attorney.
T. H. Upferman

UNITED STATES PATENT OFFICE.

VINCENT FOUNTAIN, JR., OF WEST NEW BRIGHTON, NEW YORK.

IMPROVEMENT IN BUNGS.

Specification forming part of Letters Patent No. 121,607, dated December 5, 1871.

To all whom it may concern:

Be it known that I, VINCENT FOUNTAIN, Jr., of West New Brighton, in the county of Richmond and State of New York, have invented a certain new and useful Improvement in Bungs and a Method of Attaching Revenue Stamps thereto to prevent fraud; and I do hereby declare the following to be a full, clear, and exact description of the same, reference being had to the accompanying drawing which makes part of this specification, and in which—

Figure 1 represents a perspective view of a barrel or cask, showing my bung in proper position and the manner of attaching the revenue stamp thereto. Fig. 2 represents a central vertical section of the bung screwed down within and upon its bush. Fig. 3 is a like view of the bush removed from the cask. Fig. 4 is a like view of the bung detached from its bush. Fig. 5 is a side view of the brush for forcing the revenue stamp evenly over the pins and upon the horizontal surfaces of the bush and bung, and Fig. 6 is a section of the metallic vent-hole which I purpose using in connection with my improved bung.

In Letters Patent granted to me September 20, 1870, and numbered 104,473, I have described and claimed a double tapering opening for the insertion of the cork from the inside and a faucet from the outside; and in said Letters Patent the attachment of a revenue stamp to said bung and its bush, and its cancellation by the insertion of the faucet is also described.

My present invention consists in providing the outer surface of the bung with conical points or pins, which, when said bung is screwed within and upon its bush, are flush with like conical points or pins thereon, whereby the revenue stamp, when pressed to its seat, is perforated by said pins and canceled thereby as well as by the insertion of the faucet, as will be hereinafter more fully described.

In the accompanying drawing, A represents the bush to be attached to a barrel, cask, or keg, as required; the said attachment being made by rivets instead of screws to prevent its removal without detection. B is the bung, fitting within and upon said bush, and provided with the double tapering opening, for the purposes clearly described in my Letters Patent heretofore referred

to. To effectually cancel the revenue stamp required by law to be placed upon all barrels, &c., containing liquids subject to such taxation, so that its double use may be rendered impossible, the outer portion of the bush A and the bung B are cast or otherwise provided with conical points or pins, *a*, which are flush with each other, but below the rim C of the bush when the two are united. When thus flush the revenue stamp is moistened, placed upon said pins or points *a* and forced down around them by means of the brush D, shown in Fig. 5, which is of such dimensions as that it is received within the rim C of the bush, or by any other suitable means.

I will now proceed to describe in detail the operation of my device.

When it is desired to fill the barrel or cask the bung B is removed and the ale, beer, or other liquid poured through the opening in the bush A. While the bung is still removed from the bush a cork or other suitable stopper is then inserted into what is the inside of the bung when in position; and, by reason of the construction of the opening, the withdrawal of said cork from the outside is a matter of impossibility. The bung is then screwed into and down upon the bush, the revenue stamp moistened and placed within the rim C, and upon the pins or points *a*, and by a smart blow of the hand upon the brush is forced down upon the bush and bung, to which it adheres by its paste. The pins *a*, perforating the stamp, effect its first cancellation, and that, too, over its whole extent; and it is impossible at this stage of cancellation to remove it, being prevented from so doing by the rim C, which projects above said pins so that its edges cannot be raised, nor any instrument be inserted under them. The second cancellation is effected by the faucet being drawn into the opening in the bung to draw off the contents of the barrel, and the third, and almost complete destruction of the stamp, by the unscrewing of the bung from the bush to again fill the barrel.

Thus it will be seen that it is impossible to prevent the stamp from becoming so mutilated and torn by the three cancellations as to render its second use a matter of possibility; and it is confidently asserted that the use of this invention would save to the government an immense revenue out of which it is now defrauded.

The advantage of the metallic vent hole E is also described in my former Letters Patent and a further mention thereof is deemed unnecessary.

Having described my invention, I claim—

1. The bush A, provided with pins or points *a*, in combination with the bung B of a barrel, cask, or keg, likewise provided with pins or points for the cancellation of revenue stamps, in the manner and for the purpose described.

2. The cancelling pins or points *a* of the bush and bung attached to barrels, casks, &c., inclosed by a rim, C, whereby the removal of the stamp is prevented, as herein described.

3. The bush A, provided with the rim C and pins or points *a*, in combination with the bung B, likewise provided with pins or points, and with a double tapering hole for the insertion of a cork on the inside and a faucet on the outside, the whole arranged and operating to cancel and mutilate the revenue stamp placed thereon to prevent its double use, as herein described and shown.

VINCENT FOUNTAIN, JR.

Witnesses:

WILLIAM H. MACRAE,
ROBERT WALLACE.

(40)