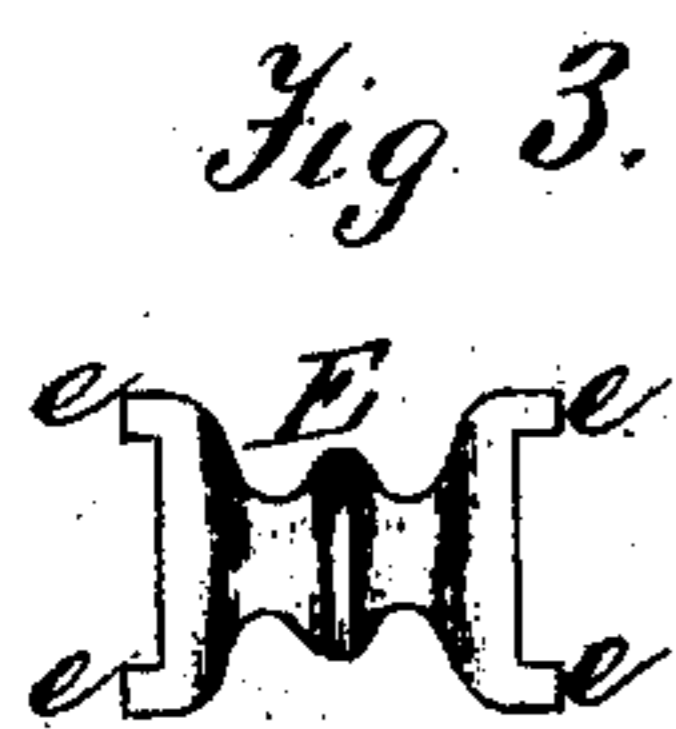
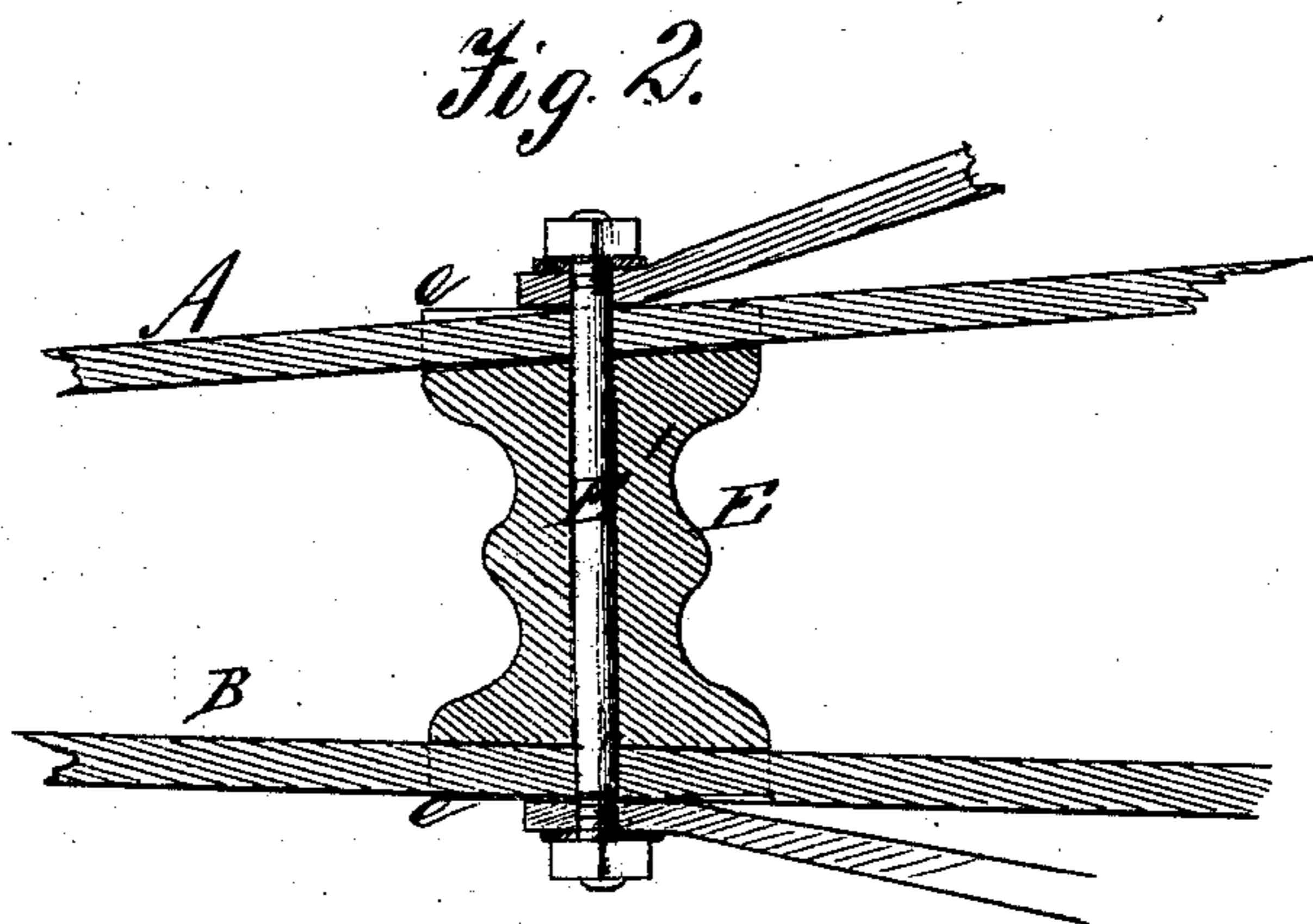
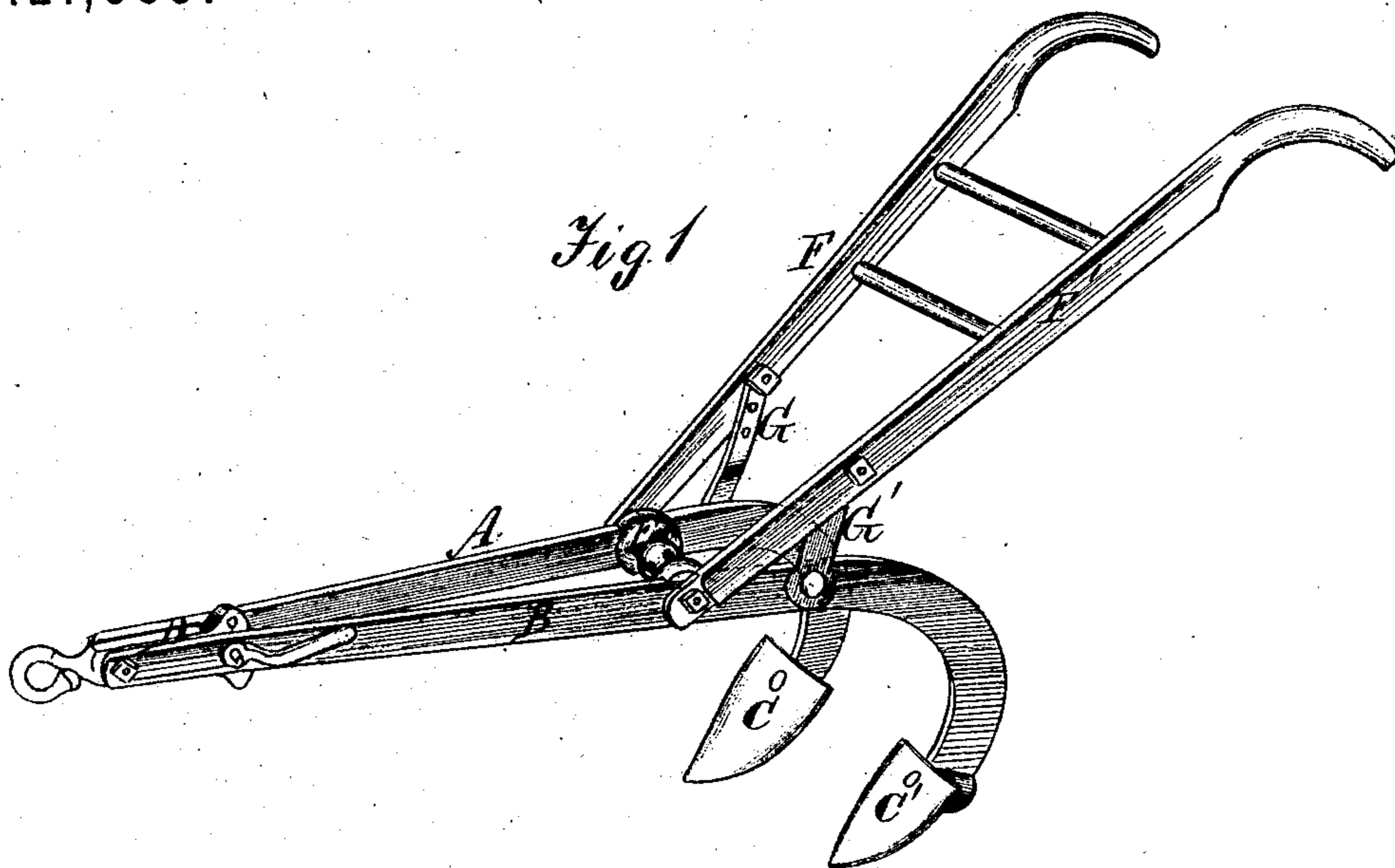


# T. MEIKLE SHOVEL PLOW.

No. 121,535.

Patented Dec. 5, 1871.



Witnesses.  
A. Ruppert  
C. E. J. Eils

T. Meikle  
Inventor.  
D. P. Hollenay & Co  
Atty.

# UNITED STATES PATENT OFFICE.

THOMAS MEIKLE, OF LOUISVILLE, KENTUCKY.

## IMPROVEMENT IN SHOVEL-PLOWS.

Specification forming part of Letters Patent No. 121,535, dated December 5, 1871.

*To all whom it may concern:*

Be it known that I, THOMAS MEIKLE, of Louisville, in the county of Jefferson and State of Kentucky, have invented a certain Improvement in Shovel-Plows; and I do hereby declare that the following is a full, clear, and exact description thereof, reference being had to the annexed drawing making part of this specification, in which—

Figure 1 is a perspective view of a double-shovel plow embodying my improvement. Fig. 2 is a section. Fig. 3 is a view of the hollow brace detached.

The same letters are used in all the figures in the designation of identical parts.

This invention relates to double-shovel plows of that class which is constructed with two diverging iron beams curved downward at the rear end to form the standards for the shovels; and my improvement consists in the employment of a hollow brace in connection with the ordinary brace-rod between the beams near the rear end, the hollow brace being slipped on this rod and constructed with projections at each end for embracing the edges of the beams so that they can have no vertical motion independently of each other.

To enable those skilled in the art to make and use my invention, I will proceed to describe its construction and operation.

In the annexed drawing, A and B refer to the diverging iron beams, curved downward at the rear ends to form the standards for the shovels C C'. The beams are at the front ends united together by suitable bolts, with a clevis, D, between them for the attachment of the draft animals. The rear end of the clevis is considerably widened, and provided there with a series of holes, *d*, so that by withdrawing the bolt passing through it and the beams at this point it may be turned on the forward bolt to throw its hook up or down, as may be required, after which the rear bolt is again inserted to hold the clevis in the desired position. The beams are kept the

required distance apart near the rear end by a hollow brace, E, inserted between them, and held in place by a tie-rod, E', which passes through apertures in the beams and the hollow brace, and also through eyes in the ends of the handles F F', all of which parts are firmly clamped together by a nut upon the end of the rod. It will be observed that the hollow brace is considerably enlarged at each end, so as to give a long bearing-surface to its projections *ee* upon the edges of the beams which are embraced by such projections, as shown. In this manner the beams are not only prevented from having any vertical movement independently of each other, but are also strengthened at their weakest points, namely, where the tie-rod passes through them. The space between the projections on each end of the brace should correspond in width exactly to that of the beams, so that the latter will fit snugly between them. The brace is made of cast-iron, and it should be stated that it is not absolutely necessary to cast it hollow and to employ a separate tie-rod for clamping it between the beams, as short studs may be cast on its ends for passing through the holes in the beams and handles to receive nuts or keys for securing the parts together. The handles are adjustable on the standards G G' in the ordinary manner.

What I claim as my invention, and desire to secure by Letters Patent, is—

The combination of the beams A and B of a double-shovel plow, tie-bolt E', and brace E, when the latter is constructed at each end with projections or flanges *ee* for embracing the edges of the beams, substantially as and for the purpose set forth.

In testimony whereof I have signed my name to this specification in the presence of two subscribing witnesses.

THOMAS MEIKLE.

Witnesses:

J. E. BADGER,  
GEORGE HUFF.