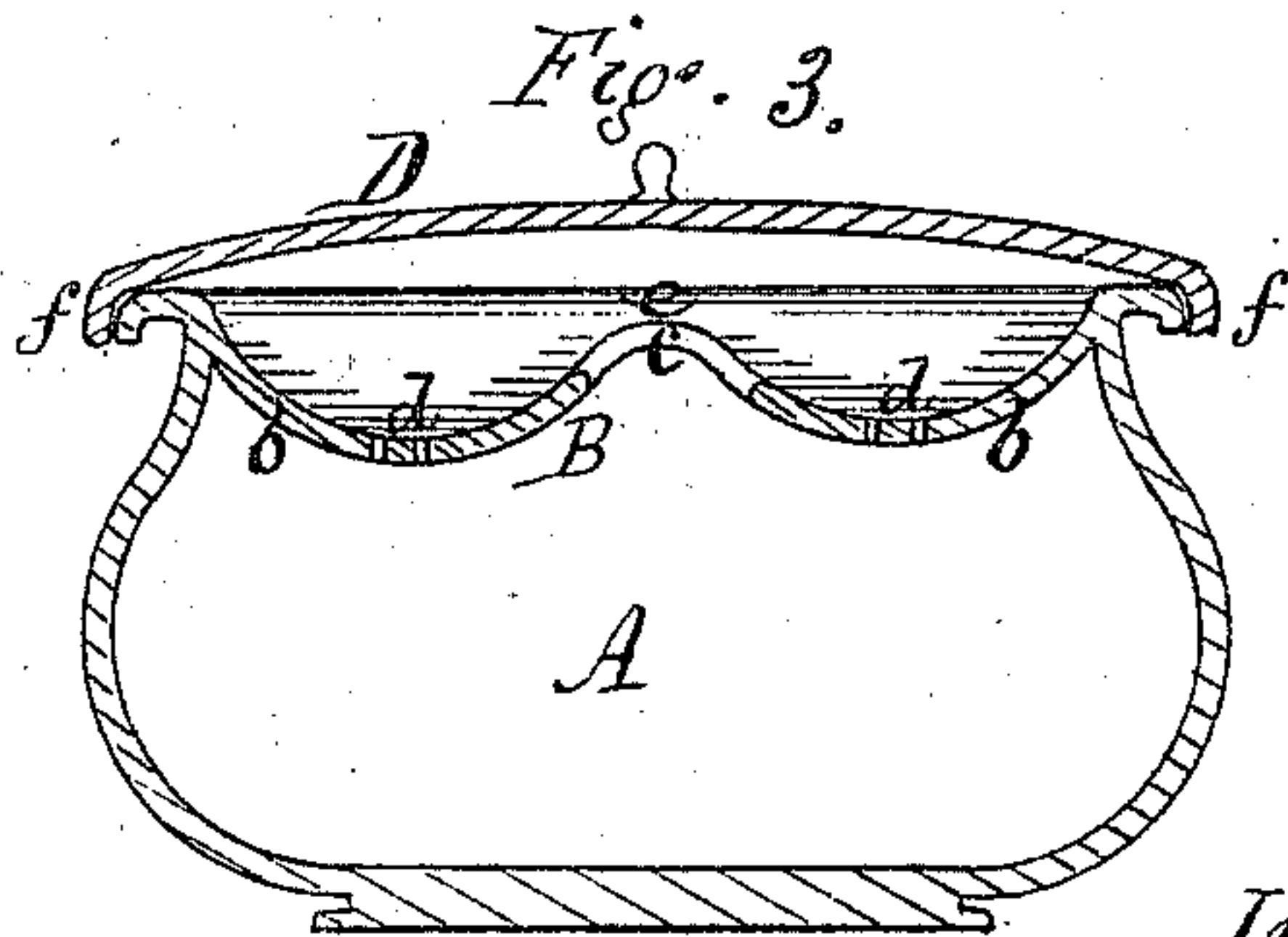
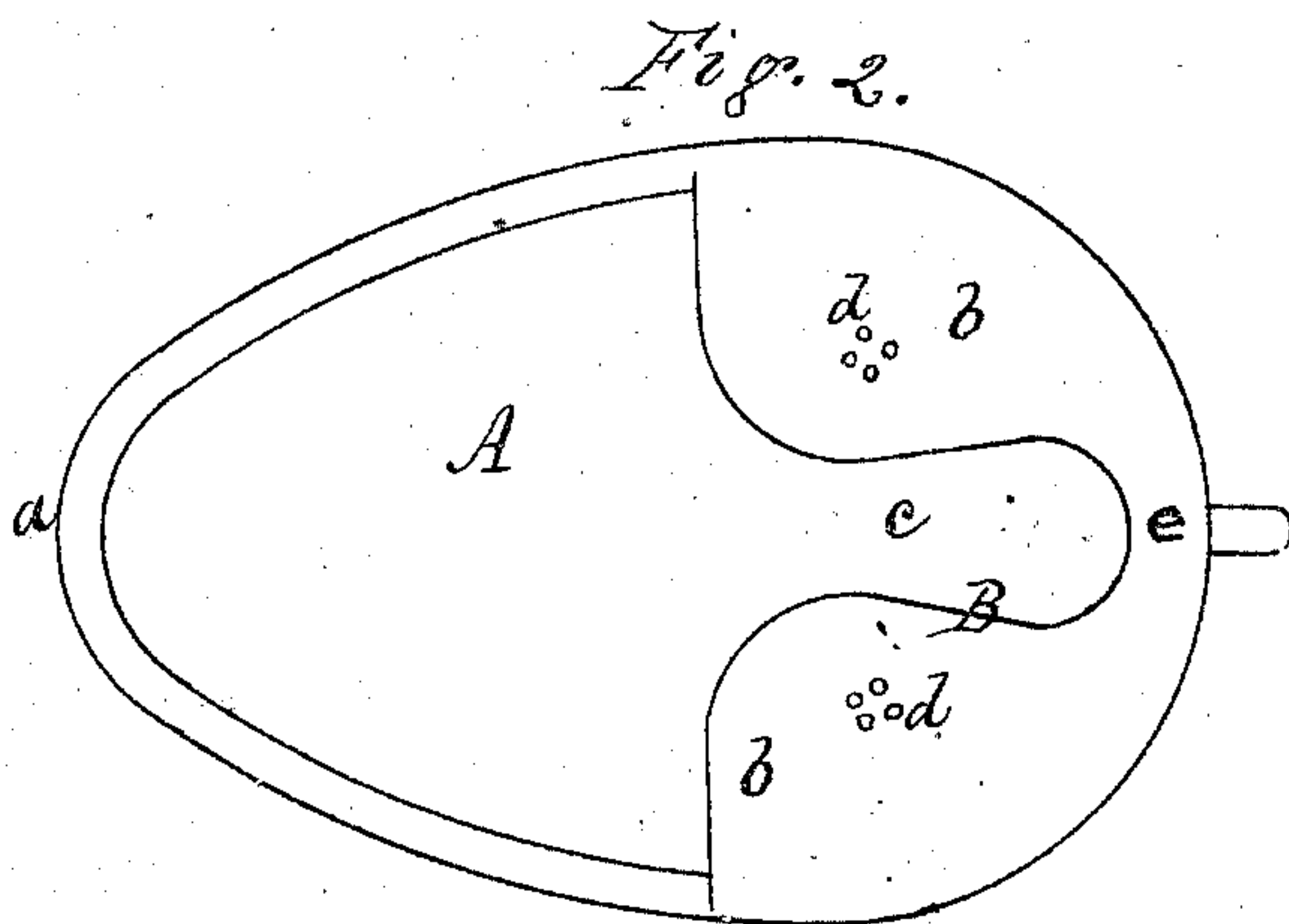
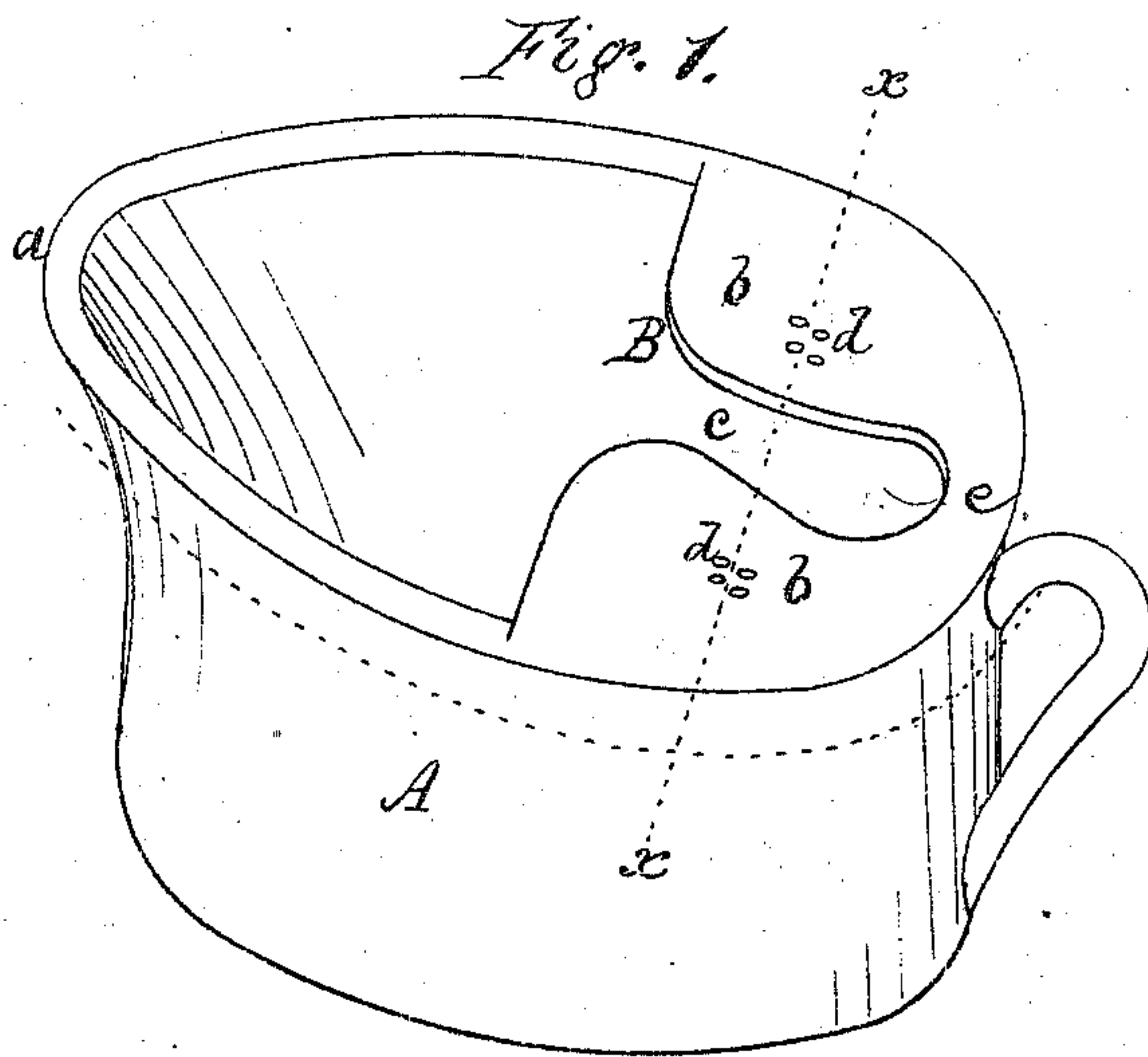


DWIGHT GIBBONS.

Improvement in Seated Urinal.

No. 120,960.

Patented Nov. 14, 1871.



Witnesses.
R. F. Asgood
Archd. Raine

Inventor.
Dwight Gibbons,
By Burke Fraser & Asgood,
attys.

UNITED STATES PATENT OFFICE.

DWIGHT GIBBONS, OF ROCHESTER, NEW YORK.

IMPROVEMENT IN SEATED URINALS.

Specification forming part of Letters Patent No. 120,960, dated November 14, 1871.

To all whom it may concern:

Be it known that I, DWIGHT GIBBONS, of the city of Rochester, in the county of Monroe and State of New York, have invented a certain new and useful Improvement in Seated Urinals or Hip-Baths, of which the following is a specification:

My invention consists of a urinal made of oval or elliptical form, the front of which is narrowed into a compass which allows an easy discharge of the contents of the receptacle. It also consists in combining with the urinal or bath a seat of peculiar formation, which is fashioned to fit the posterior or seat of the person who sits thereon. It furthermore consists in combining with the vessel a cover, which has a flange that fits on the outside of the rim of the vessel, thereby protecting my improved seat.

In the drawing, Figure 1 is a perspective view; Fig. 2, a plan; Fig. 3, a section in line *x*, Fig. 1.

A represents the urinal, which is made elongated, oval, or elliptical, as shown, the front end narrowing so as to form a kind of pitcher-spout, *a*. This insures a free and easy discharge of the contents of the vessel in emptying. At the rear or wide end of the oval is located a seat, B, of peculiar construction. It has two flanges or flaps, *b b*, with a slot, *c*, between. These flanges are made dishing or concave to fit the seat and thighs of the person, while the slot is made of a width and an extent backward sufficient to leave a free passage for the privates and the anus in voiding and evacuating. At the rear of the slot the bearing *e* is made slightly convex to fit the junction of the thighs at the rear. In a word, this seat is the counterpart or impress of the seat of the person in sitting down thereon. At the lower depression of the concave or dish of the flanges are made drip-holes *d d*, which allow the drippings in bathing to pass through.

This urinal is useful for all classes of persons, and especially for the sick and infirm. The seat B forms an easy support for the whole person and sustains the whole weight without resting upon the sharp edges or rim, as in ordinary chamber vessels. The advantage of this arrangement for the sick room is apparent. Every

portion of the seat fits the parts and gives ease to the position. The slot between the flanges gives free space for voiding and evacuation, and also, in the hip or bidet bath, allows the free bathing of the exposed parts or the administering of medicines or injections. The oval or elliptical form of the vessel is especially adapted to this purpose, as it gives free space for any necessary manipulation. The pitcher-shaped spout allows a free emptying of the vessel whenever desired.

The seated urinal or bath above described is easily made, as the whole can be molded in one piece; or the seat can be made separate and then applied to the vessel before baking.

I contemplate applying the rim and seat, formed in a similar manner, to the wooden seats of privies and water-closets, in which case the bottom will be left off and the ring be made open, as indicated by the dotted lines around the urinal in Fig. 1. The principle of the seat is the same as before described, and it serves the same purpose in supporting and giving ease to the occupant. The urinal, constructed as before described, may also be used in the stationary seats used by plumbers.

The cover D, with the ordinary inner flange or rim, cannot well be used in this device. I make the flange *f* to stand outside the rim of the vessel, as indicated in Fig. 3. This renders the device convenient and effective.

What I claim, and desire to secure by Letters Patent, is—

1. As a new article of manufacture, the urinal or bath A of oval or elliptical form, constructed and arranged as herein described.

2. The seat B, consisting of the concave or dishing flanges *b b* and intermediate slot *c*, when combined with the urinal A or its equivalent rim or bathing-vessel, as herein described.

3. In combination with the seated urinal A, the cover D, with its flange *f* resting outside the rim of the vessel, as herein described.

In witness whereof I have hereunto signed my name in the presence of two subscribing witnesses.

Witnesses: DWIGHT GIBBONS.

R. F. OSGOOD,
ARCHD. BAINE.

(8)