

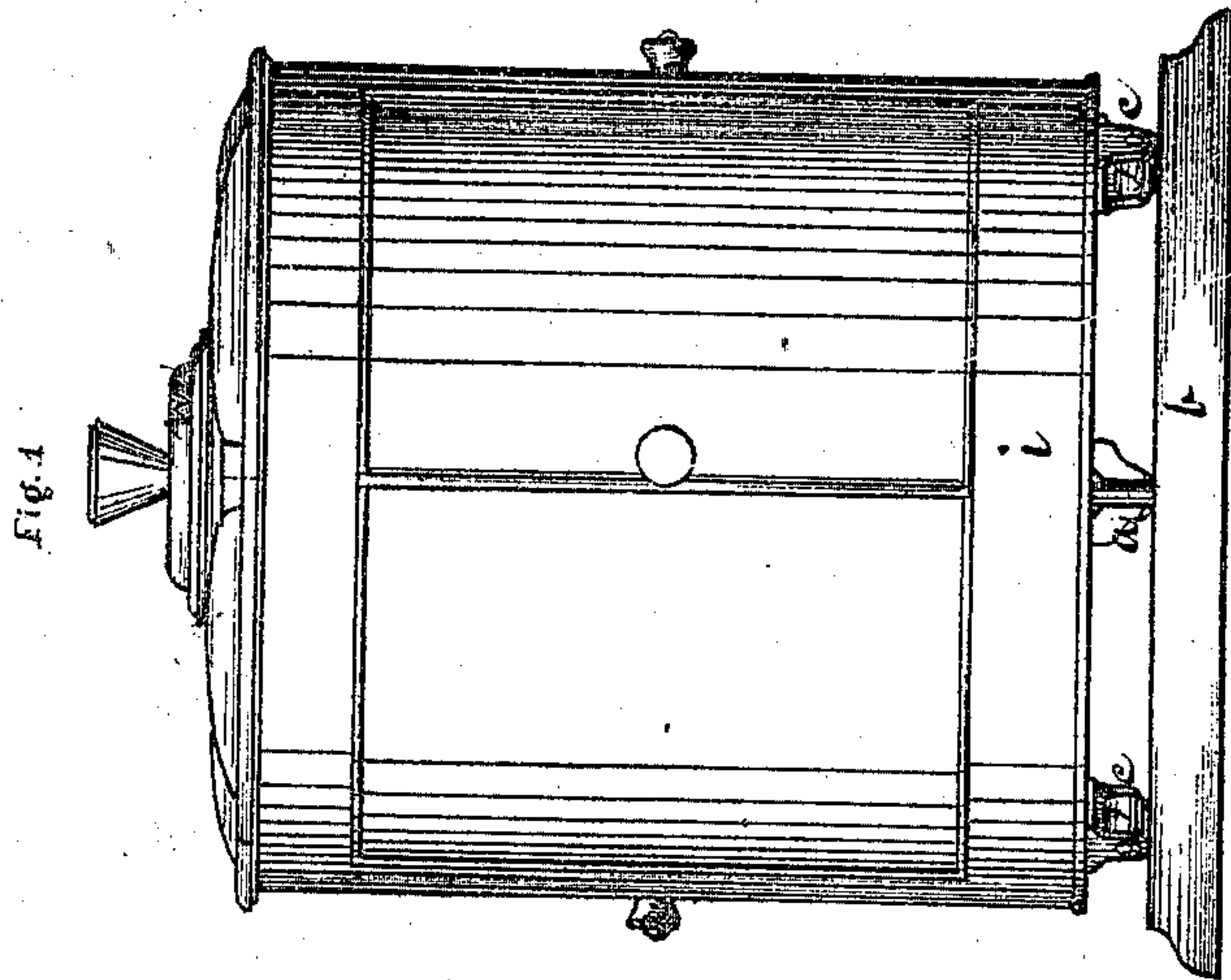
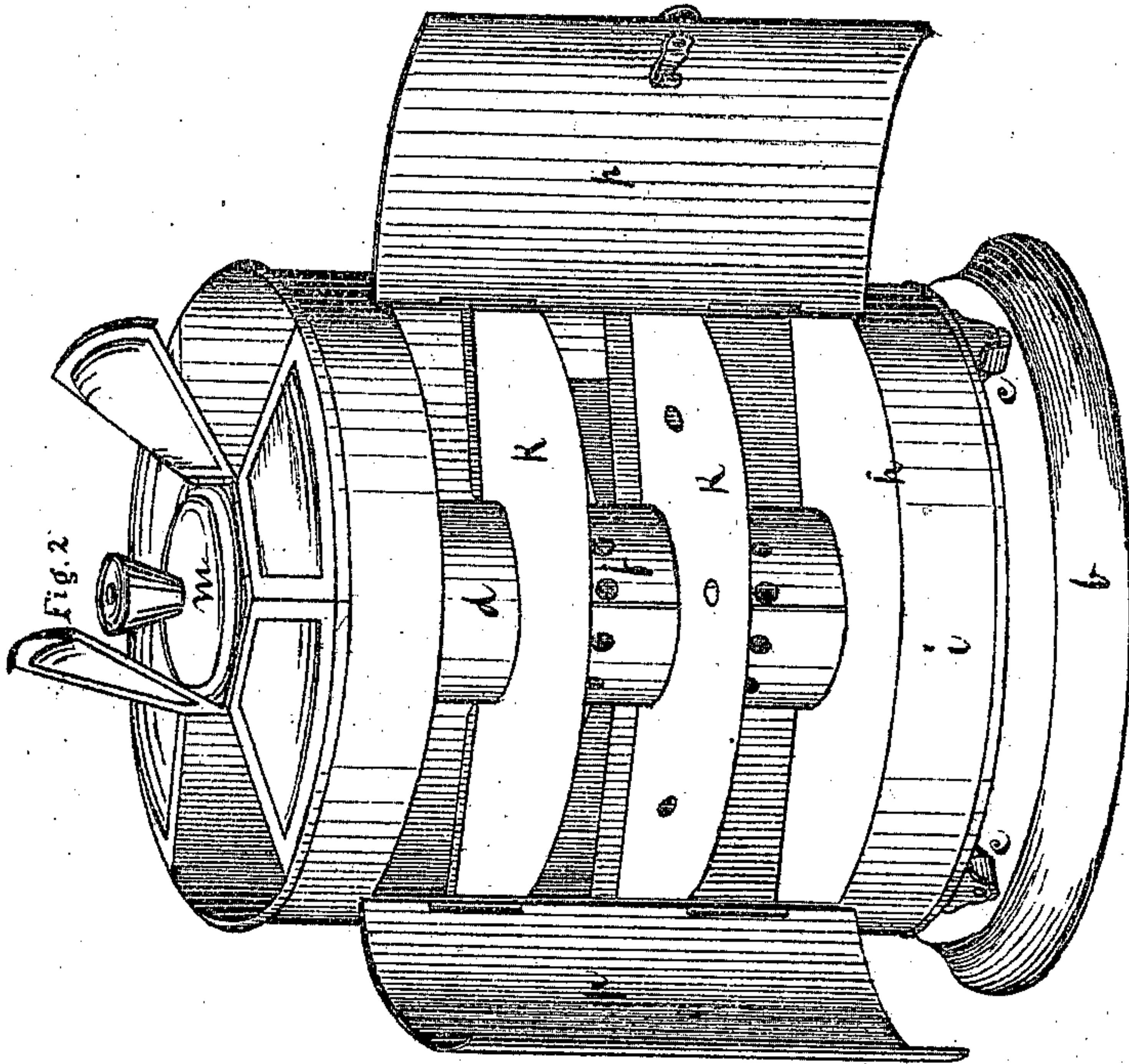
WILLIAM BOGK.

2 Sheets--Sheet 1.

Improvement in Refrigerators.

No. 120,934.

Patented Nov. 14, 1871.



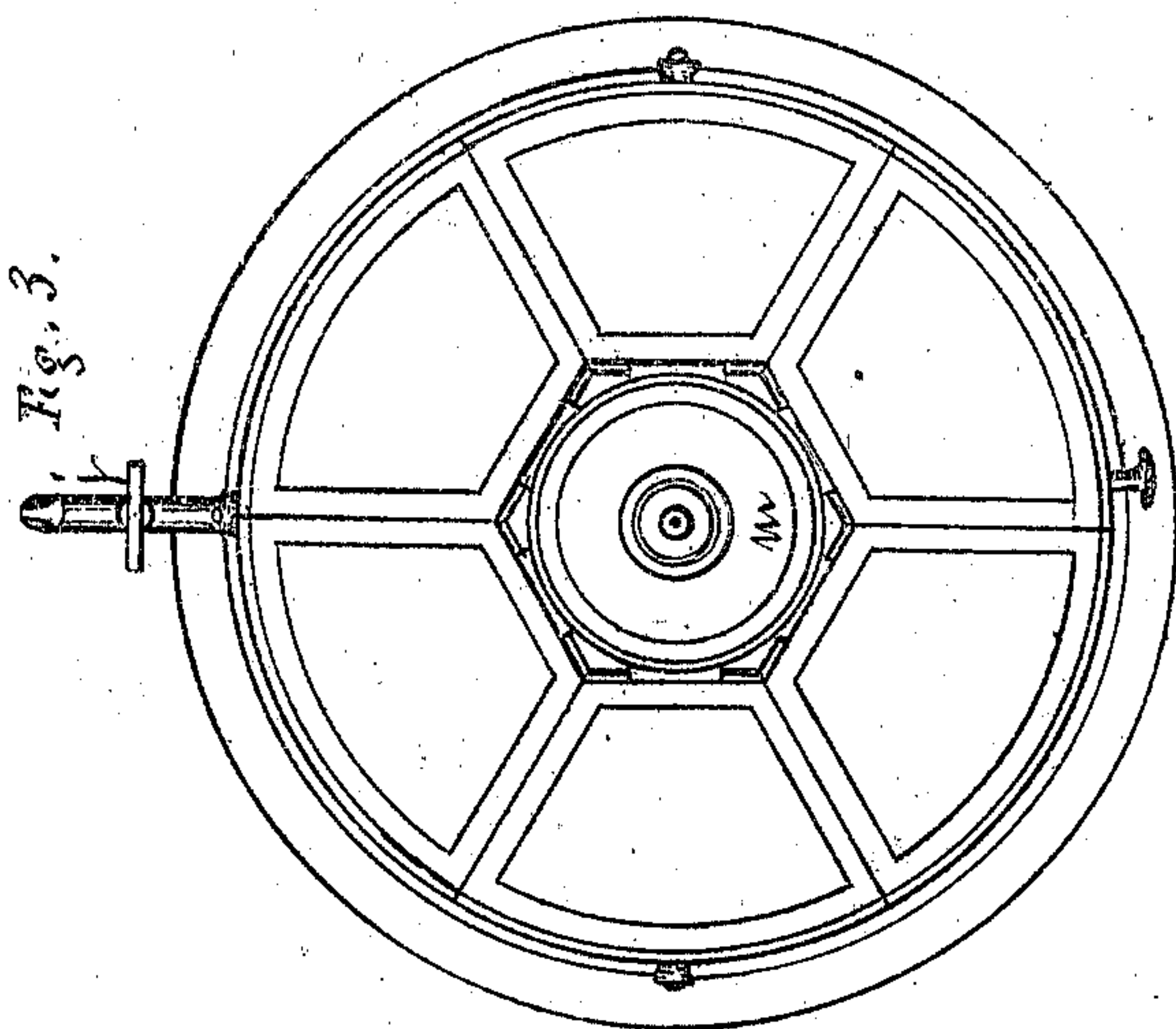
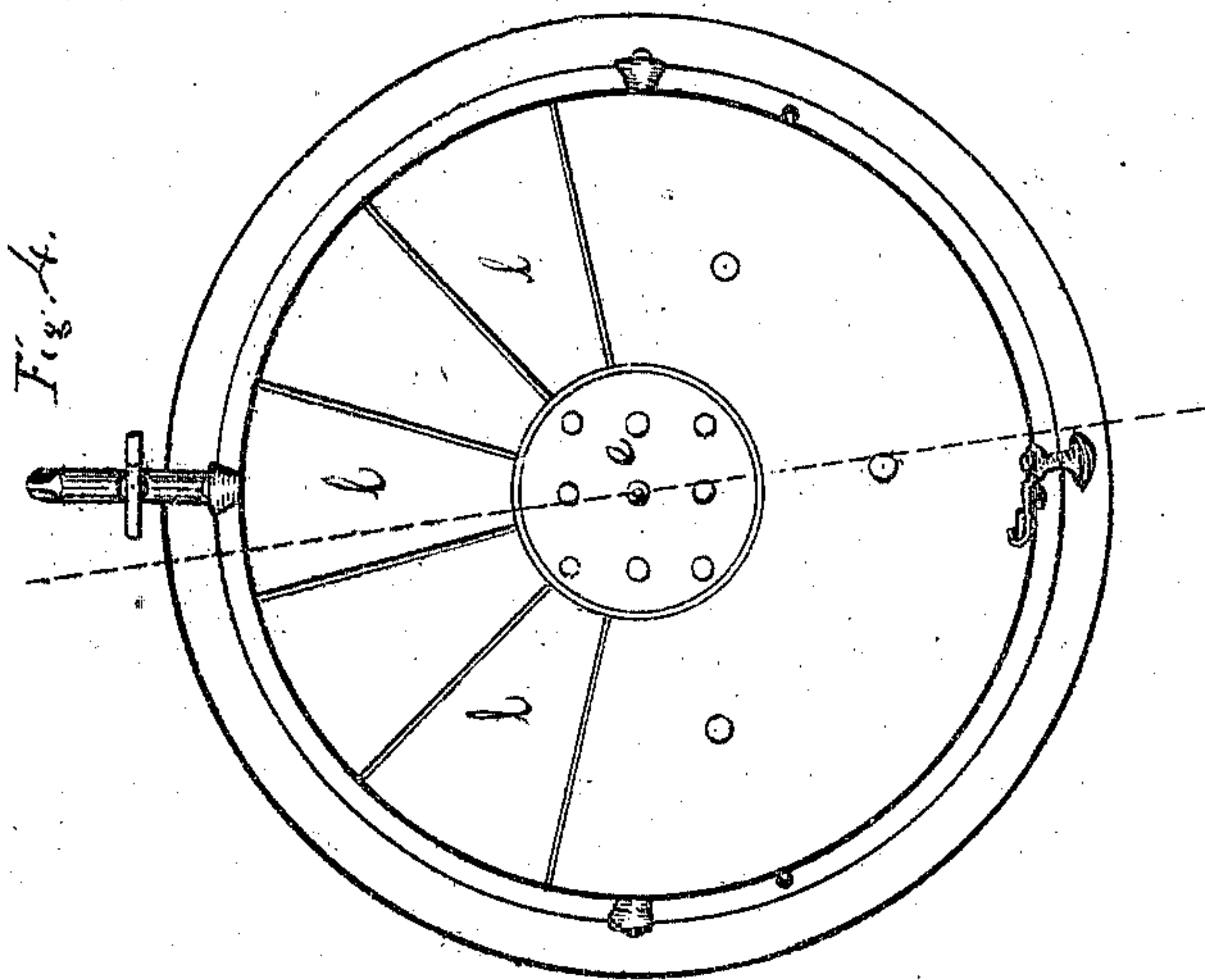
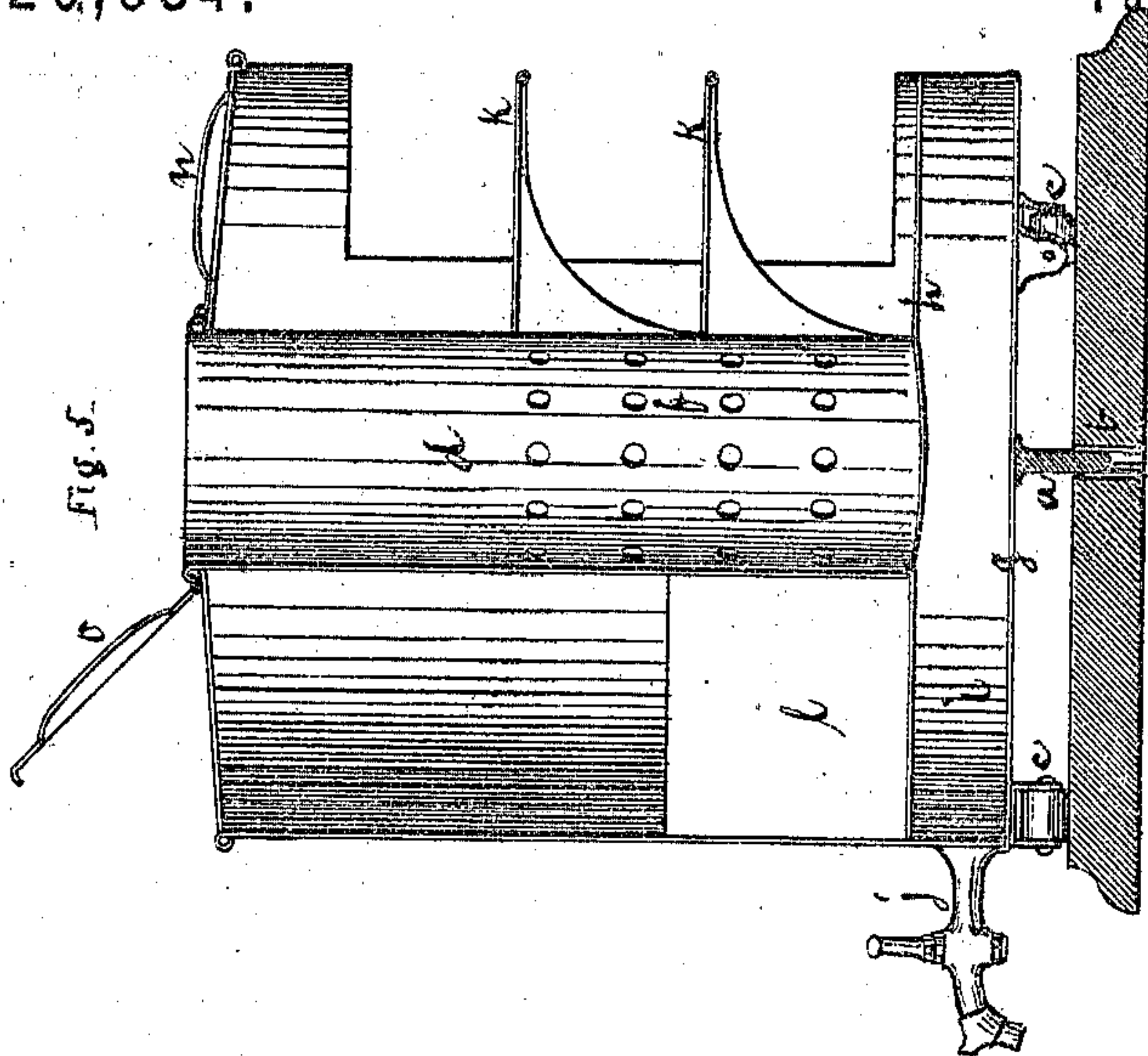
Witnesses,  
L. E. Jones  
Robert Everett.

Inventor,  
William Bogk  
by Atty. Tho. T. Everett

WILLIAM BOGK.  
Improvement in Refrigerators.

No. 120,934.

Patented Nov. 14, 1871.



Witnesses.  
S. E. Jones  
Robert Everett

Inventor.  
William Bogk  
by Atty. Thos. P. Everett



# UNITED STATES PATENT OFFICE.

WILLIAM BOGK, OF MILWAUKEE, WISCONSIN.

## IMPROVEMENT IN REFRIGERATORS.

Specification forming part of Letters Patent No. 120,934, dated November 14, 1871.

*To all whom it may concern:*

Be it known that I, WILLIAM BOGK, of Milwaukee, Wisconsin, have invented certain Improvements in Refrigerators, of which the following is a specification:

My invention has reference to that class of refrigerators which are of cylindrical form and may be rotated upon a base-plate.

The drawing herewith annexed shows a refrigerator constructed under my invention, Figure 1 thereof being a view by elevation with the doors of the refrigerator closed; Fig. 2, a perspective view with the doors and part of the lids open; Fig. 3, a view had in looking down on the refrigerator; Fig. 4, a view by horizontal section; and Fig. 5, a view by vertical section on the dotted line of Fig. 4.

This refrigerator is cylindrical, having a central pin, *a*, fitting into a recess of the base-plate *b*. To the bottom of the refrigerator casters *c* are attached for allowing it to be easily rotated on the base. The central portion of the refrigerator *d* is the ice-chamber; its bottom, *e*, and its sides, *f*, to about two-thirds of its height, are perforated for drainage and circulation of air. Between the bottom *g* and a plate, *h*, is the water-

reservoir *i*, having a faucet, *j*. About one-half of the space between the plate *h* and the top of the refrigerator, vertically, is divided horizontally by shelves *k*, the lower portion of the other vertical half or division having racks *l*, for bottles. *m* indicates the lid of the ice-chamber; *n* the lids to the upper shelf; *o*, the lids to the bottle-racks; and *p*, the doors to the shelved apartments.

The arrangement of the several parts of this refrigerator as here recited allows of easy access to any one of the several compartments without exposure of all the others, while a good circulation of air is maintained and full drainage secured, thus keeping the articles in the chamber well cooled and dry.

What I claim is—

The ice-chamber *d*, shelves *k*, and racks *l* as arranged in relation to the water-reservoir *i*, and lids *m*, *n*, and *o*, and doors, as herein set forth.

This specification signed this 6th day of October, 1871.

WILLIAM BOGK.

Witnesses:

GEORGE W. MYGATT,  
CHARLES RINGER.

(58)