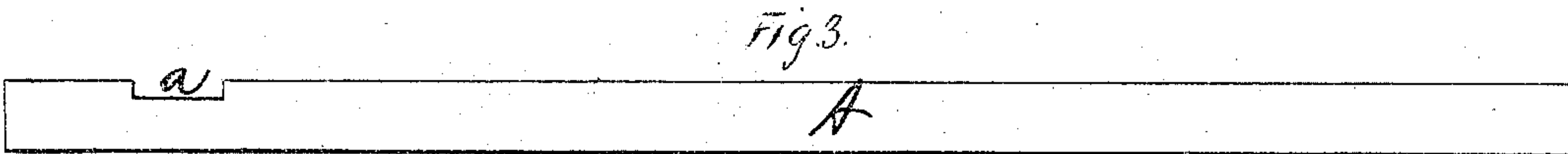

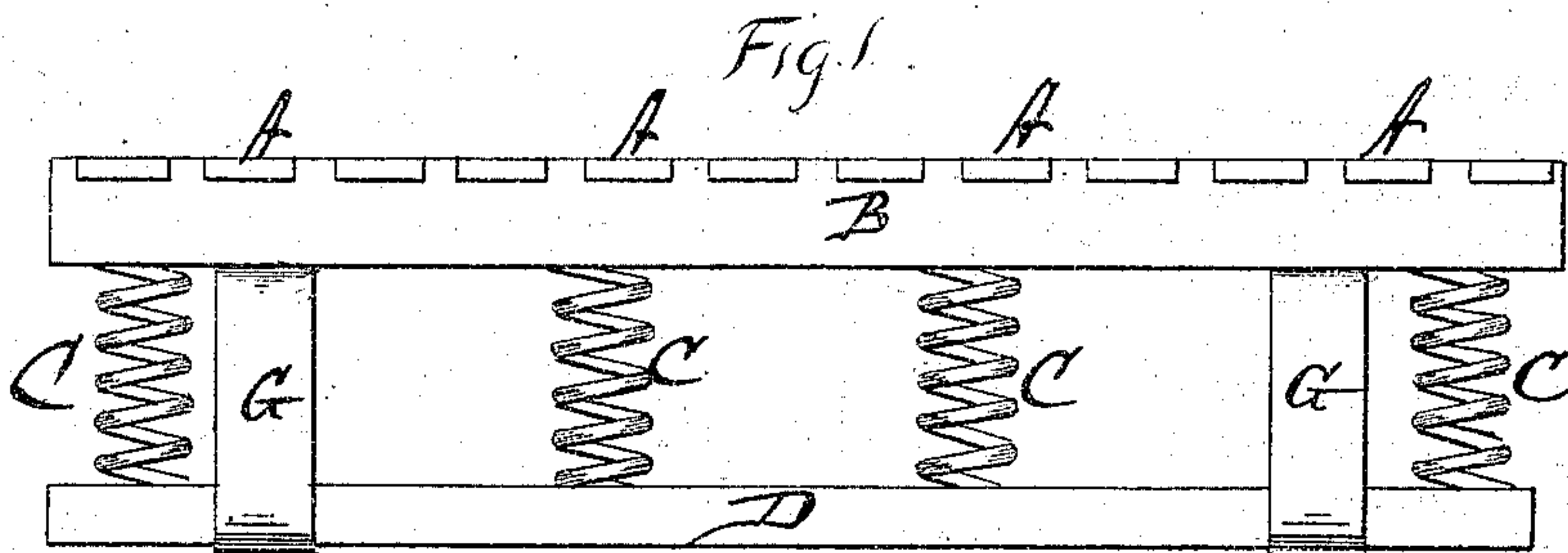


J. W. HAMPTON.

Improvement in Bed Bottoms.

No. 120,271.

Patented Oct. 24, 1871.



Witnesses:  
Jas. Hutchinson  
C. L. Querb.

Inventor  
J. W. Hampton.  
per Alexander Mason  
Attorneys.

# UNITED STATES PATENT OFFICE.

JAMES W. HAMPTON, OF MOUNT PLEASANT, IOWA.

## IMPROVEMENT IN BED-BOTTOMS.

Specification forming part of Letters Patent No. 120,271, dated October 24, 1871.

*To all whom it may concern:*

Be it known that I, JAMES W. HAMPTON, of Mount Pleasant, in the county of Henry and State of Iowa, have invented certain new and useful Improvements in Bed-Bottoms; and do hereby declare the following to be a full, clear, and exact description thereof, reference being had to the accompanying drawing and to the letters of reference marked thereon.

The nature of my invention consists in the construction and arrangement of a bed-bottom, as will be hereinafter more fully set forth.

In order to enable others skilled in the art to which my invention appertains to make and use the same, I will now proceed to describe its construction and operation, referring to the annexed drawing which forms a part of this specification, and in which—

Figure 1 is an end view, and Fig. 2 a side view. Fig. 3 is a plan view of one of the slats.

A A represent the bed-slats, which are intended to run lengthwise in the bedstead, and are near one end provided with a square notch, *a*, as shown in Fig. 3. These slats are placed in grooves or recesses made in the upper surfaces of two bars, B B, said grooves or recesses in one of these bars being made so as to fit the notches

*a a*, thus holding the slats firmly in this bar, while they are allowed to slide in the other by the spring of the bed-bottom. The bars B B rest upon spiral or other springs C C, placed upon or attached to the upper sides of two other bars, D D, the ends of which are intended to rest upon cleats or other supports in the sides of the bedstead. To the under sides of the bars B B are attached clevises G G, which pass down and around the bars D D, the sides of the clevises entering grooves or notches in said bars D. The object of the clevises G G is to keep the springs from sagging.

Having thus fully described my invention, what I claim as new, and desire to secure by Letters Patent, is—

The combination of the clevises G G, attached to the under sides of the bed-slat, supporting-bars B B, the stationary bars D D, the springs C C, and the slats A A, all substantially as and for the purposes herein set forth.

In testimony that I claim the foregoing I have hereunto set my hand this 8th day of September, 1871.

J. W. HAMPTON.

Witnesses:

J. A. SHULL,  
C. L. EVERTS.

(62)