

[125.]

A. SCHMACKER.

Improvement in Clamp for Mortising Machines.

No. 119,414.

Patented Sep. 26, 1871.

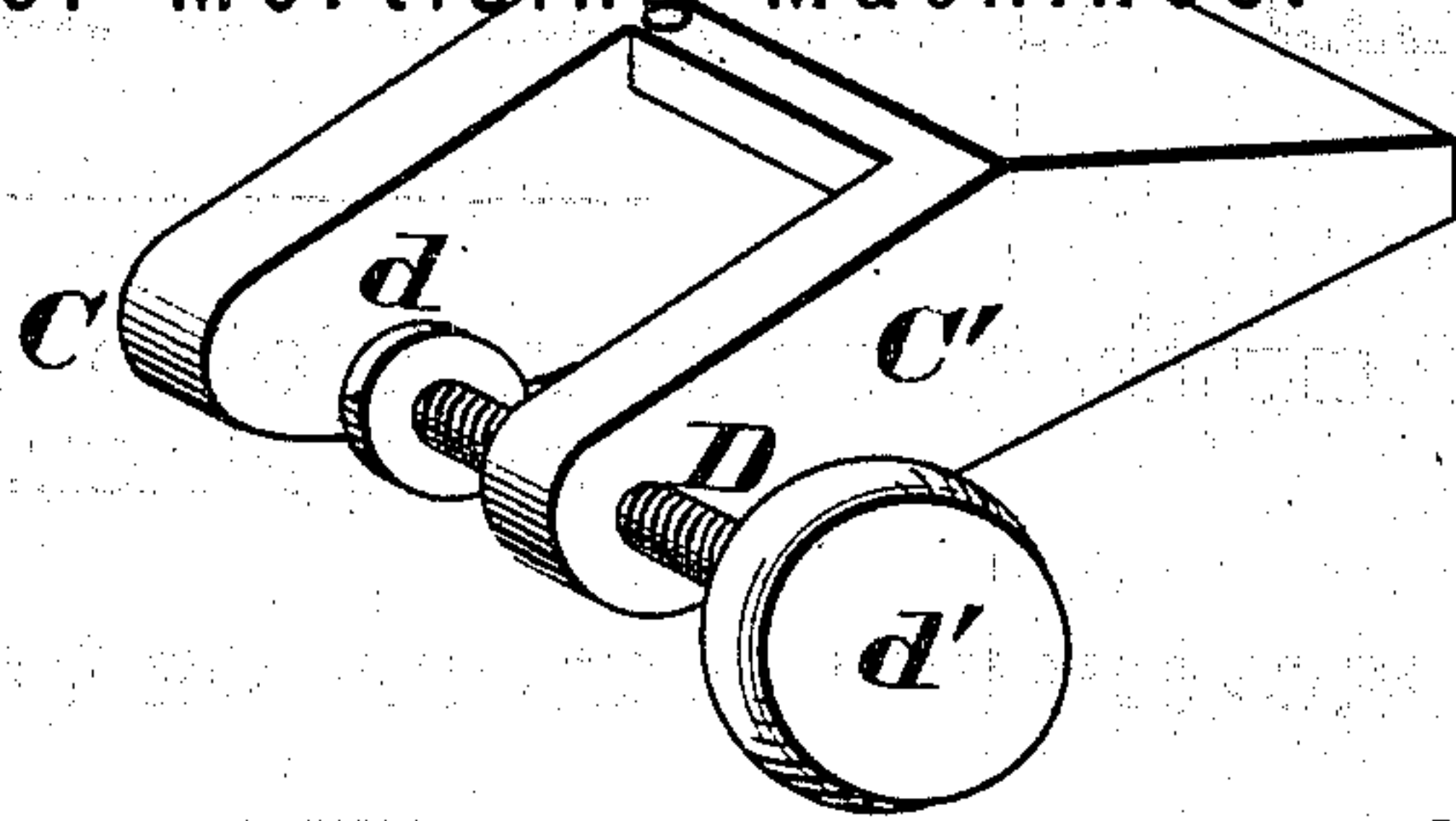


Fig. 1.

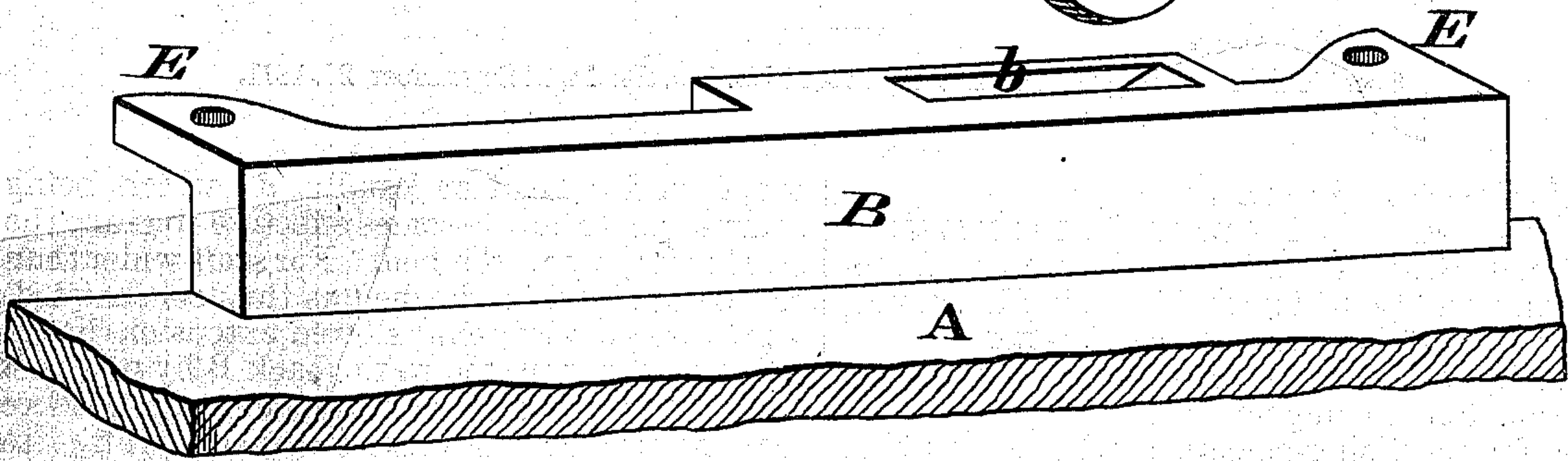


Fig. 2.

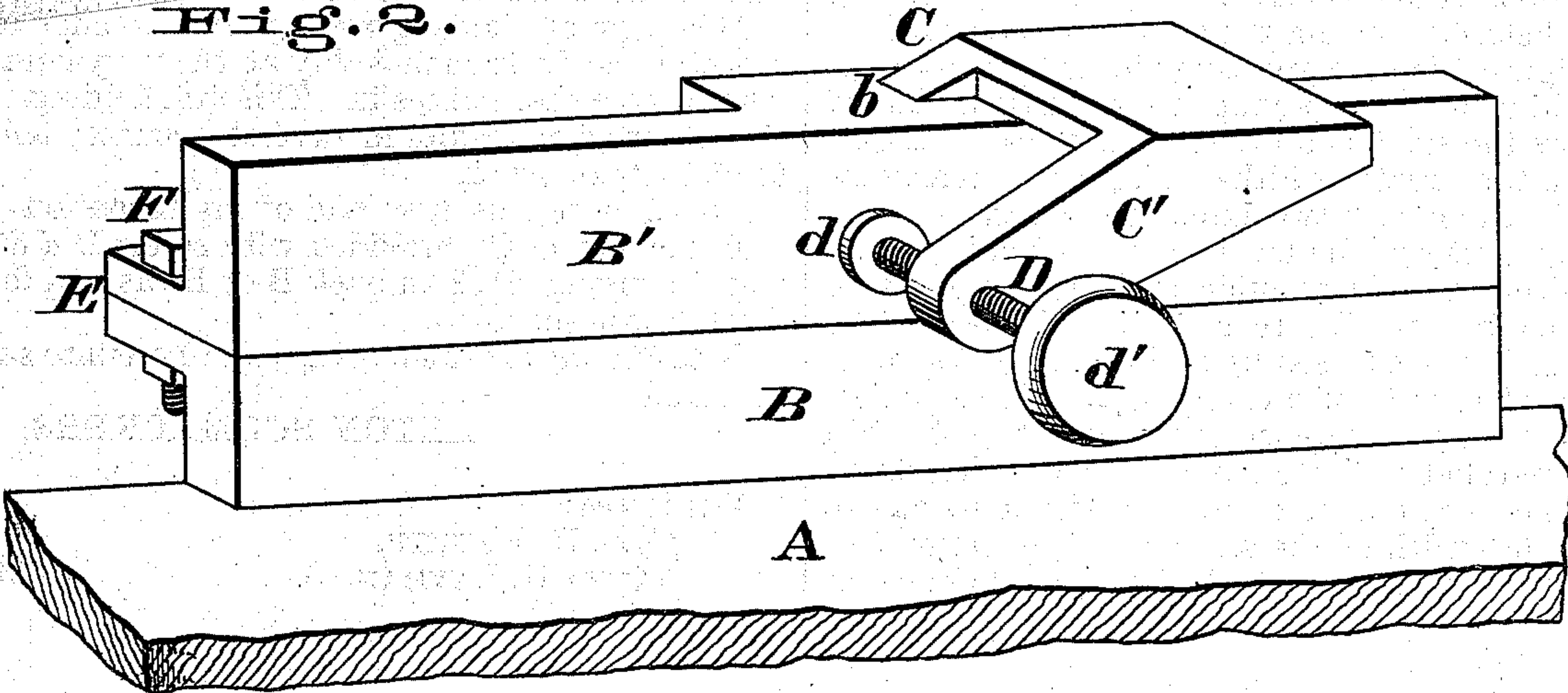
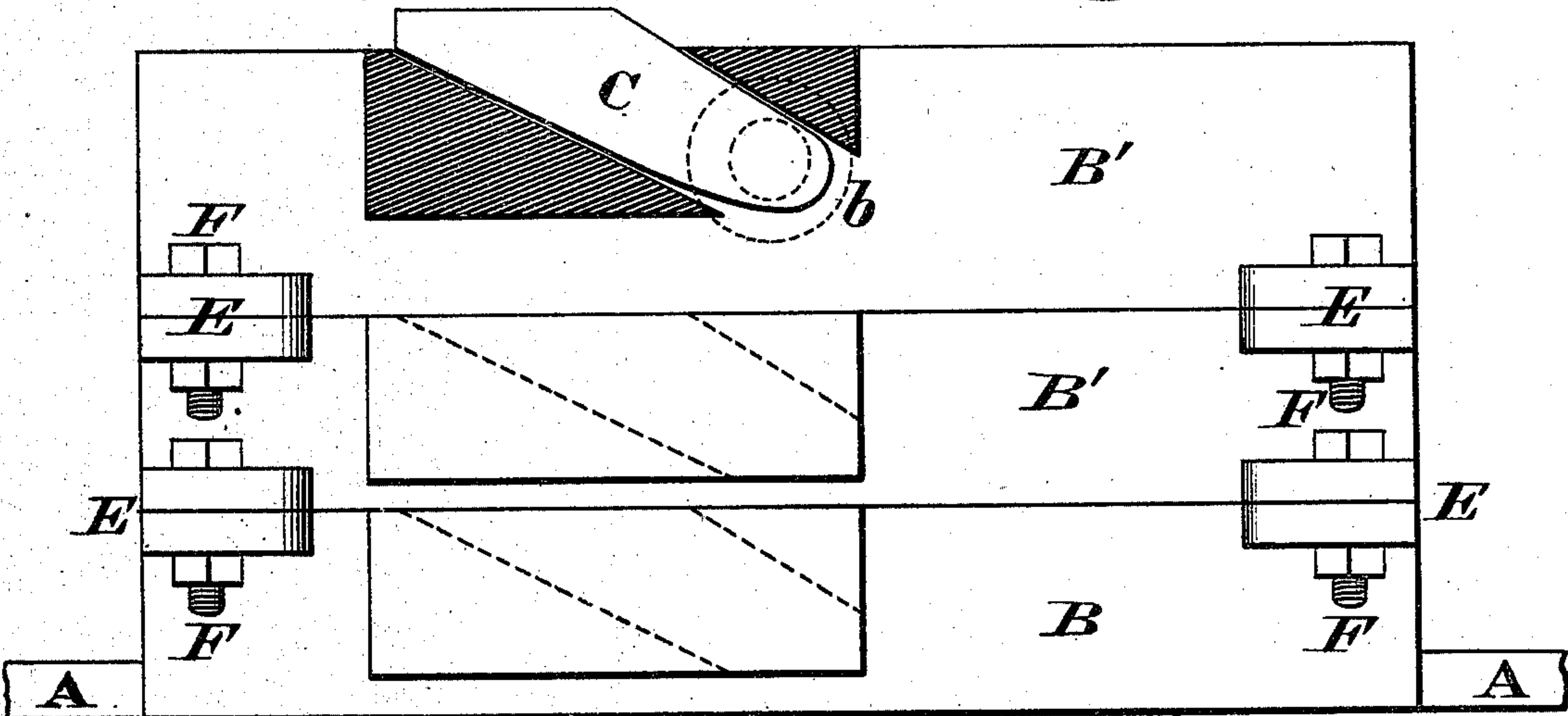


Fig. 3.



Attest.

Gas. H. Layman,  
John Kiloh.

A. Schmacker  
INVENTOR.

Knight Bros attys.



# UNITED STATES PATENT OFFICE.

ANTON SCHMACKERS, OF CINCINNATI, OHIO, ASSIGNOR TO J. A. FAY & CO., OF  
SAME PLACE.

## IMPROVEMENT IN CLAMPS FOR MORTISING-MACHINES.

Specification forming part of Letters Patent No. 119,414, dated September 26, 1871.

*To all whom it may concern:*

Be it known that I, ANTON SCHMACKERS, of Cincinnati, Ohio, have invented a new and useful Clamp and Bed-Plate for Mortising-Machines, of which the following is a specification:

This invention consists of an improved construction and arrangement of clamp and bed-plates for mortising-machines, whereby stuff of any breadth and thickness may be firmly secured and held fast during the action of the chisel.

Figure 1 is a perspective view of a mortising-machine bed embodying my invention. Fig. 2 shows the same bed provided with an extension piece for greater widths. Fig. 3 is a rear view of the same with two extension pieces.

A represents the level portion or bed proper. B is the customary guide or back-flange rising vertically from the rear edge of the bed. The flange B is traversed by an oblique slot, *b*, to receive the lug C of a clamp, C C', whose projection C' stands or depends somewhat in front of and parallel with the flange B, and which clamp can be elevated or depressed within its slot to suit the width of the stuff. The projection C is provided with a screw, D, having a foil or but-

ton, *d*, and a head or handle, *d'*, which, being screwed in or out, becomes effective to grasp the stuff firmly upon the bed. For stuff wider than can be confined in the bed as thus constructed, I provide an additional slotted extension, B', capable of being united to the back B by means of ears E and bolts F. Of such extensions there may be provided several of diverse widths to suit different dimensions of stuff to be worked.

This form of clamp grasping the top edge of the stuff holds it immovably at the very point where the chisel strikes it. This firm holding of the upper edge results in perfect accuracy and uniformity of work.

I claim herein as new and of my invention—

The clamp C C', provided with screw D *d d'*, and occupying slot *b* in back B or B', as and for the purpose set forth.

In testimony of which invention I hereunto set my hand.

ANTON SCHMACKERS.

Witnesses:

GEO. H. KNIGHT,  
JAMES H. LAYMAN.

(125)