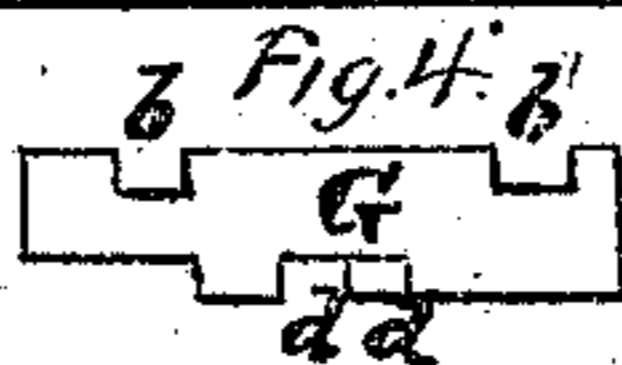
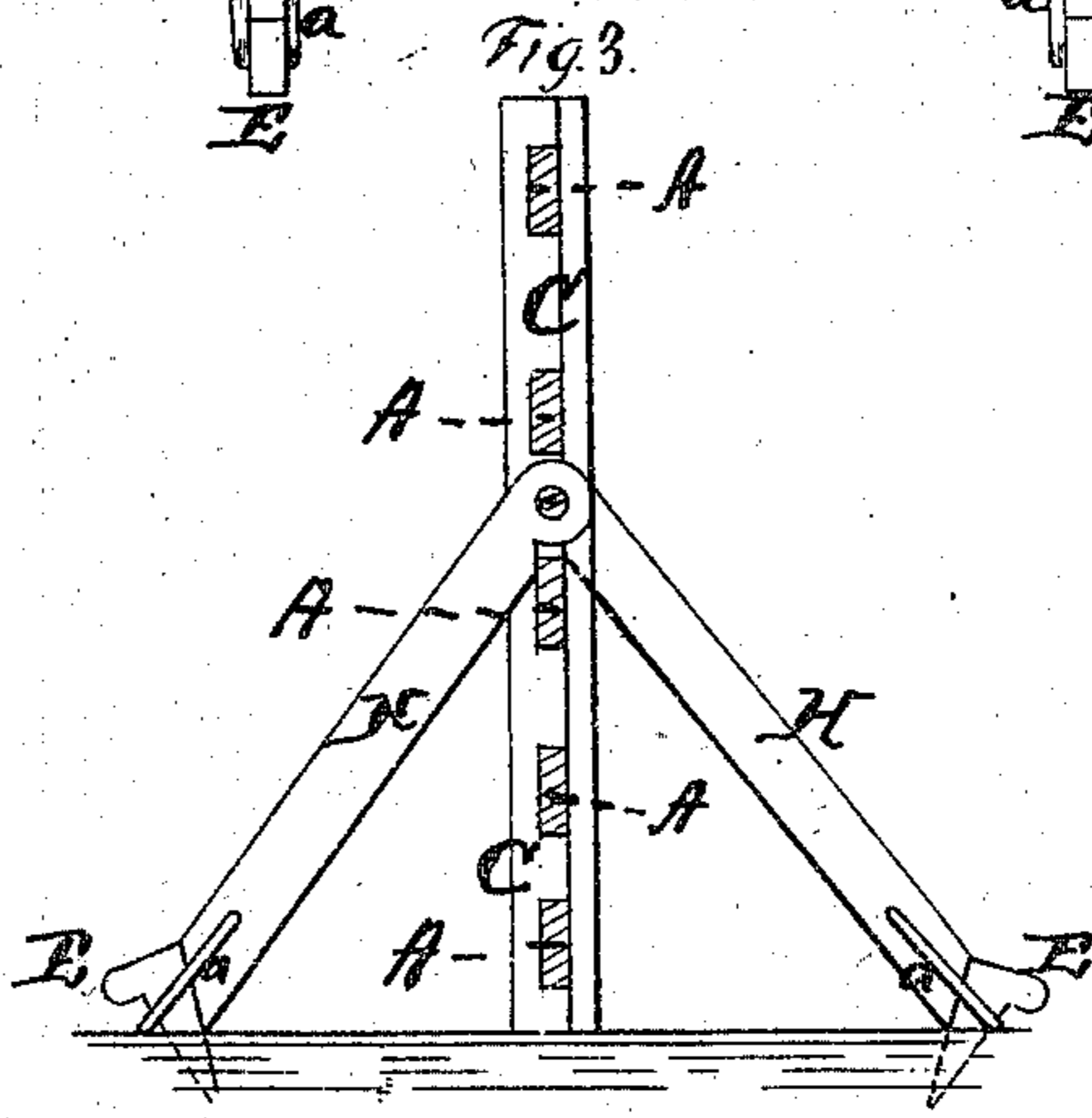
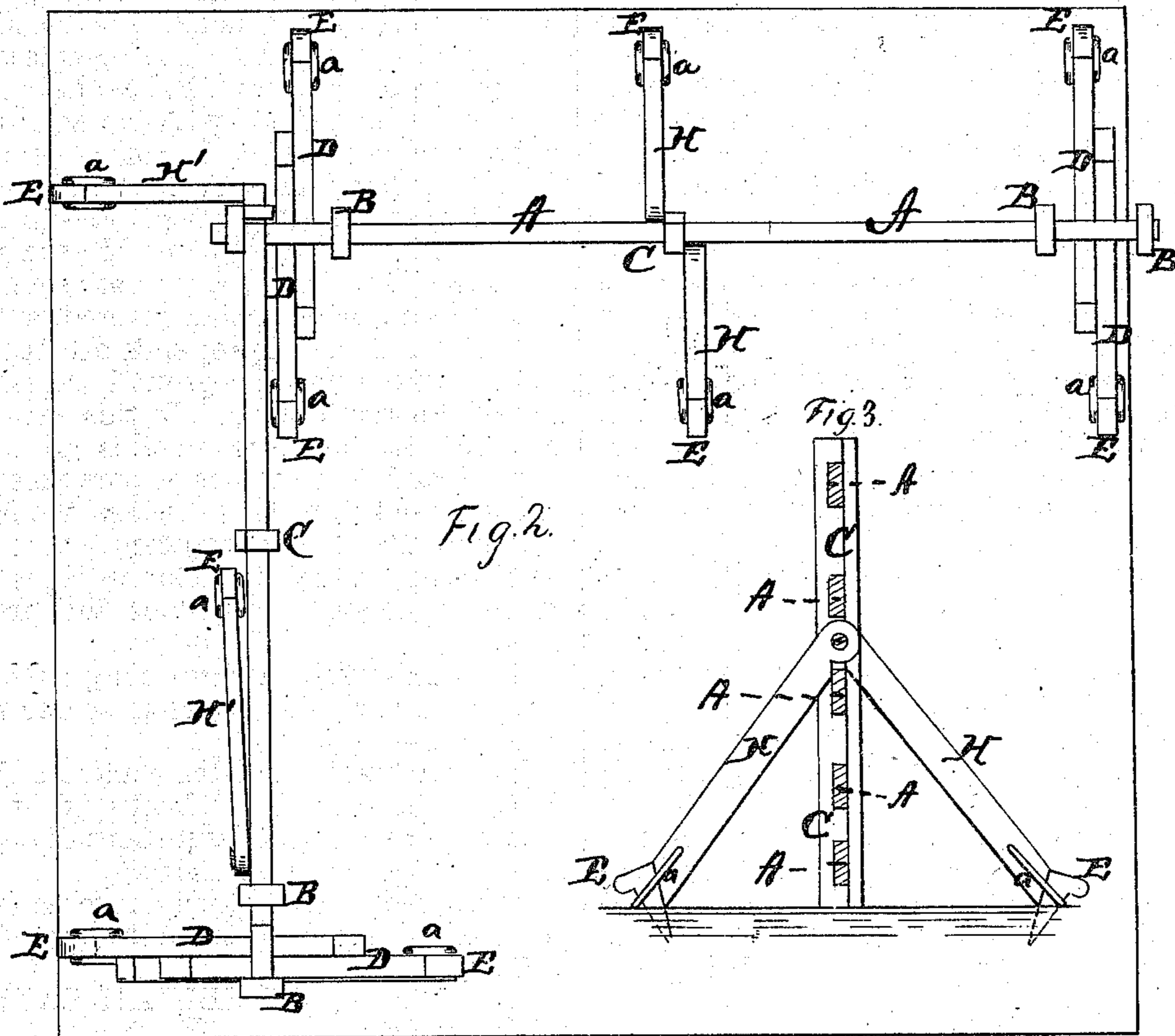
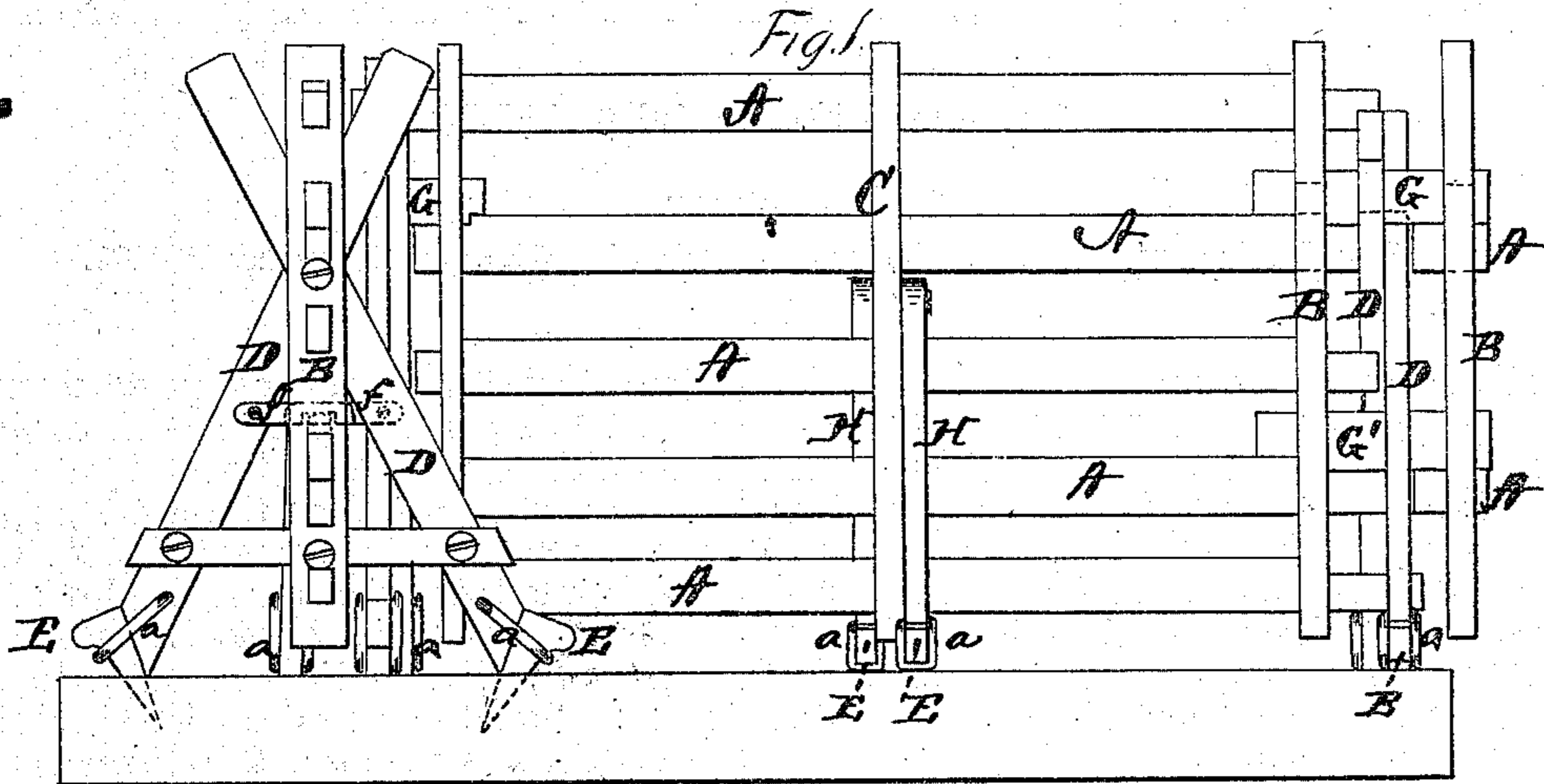


HEZEKIAH LATSHAW. Improvement in Fences.

No. 119,372.

Patented Sep. 26, 1871.



Witnesses
Jas. O. Hutchinson
C. L. Ewert.

Inventor
Hezekiah Latshaw
per Alexander Mason
Attys.

UNITED STATES PATENT OFFICE.

HEZEKIAH LATSHAW, OF McKNIGHTSTOWN, PENNSYLVANIA.

IMPROVEMENT IN FENCES.

Specification forming part of Letters Patent No. 119,372, dated September 26, 1871.

To all whom it may concern:

Be it known that I, HEZEKIAH LATSHAW, of McKnightstown, in the county of Adams and in the State of Pennsylvania, have invented certain new and useful Improvements in Fence; and do hereby declare that the following is a full, clear, and exact description thereof, reference being had to the accompanying drawing and to the letters of reference marked thereon making a part of this specification.

The nature of my invention consists in the construction and arrangement of a fence, as will be hereinafter more fully set forth.

In order to enable others skilled in the art to which my invention appertains to make and use the same, I will now proceed to describe its construction and operation, referring to the annexed drawing, in which—

Figure 1 is a side view, and Fig. 2 a plan view of my fence. Fig. 3 is a cross-section of one of the panels. Fig. 4 is a view of a locking-block used to fasten or lock the panels to the posts.

A A represent the boards of which the fence-panels are composed. These boards are cut on one edge at each end so as to form a shoulder, and the cut ends are inserted in mortises made in upright boards B B, which thus connect the horizontal boards and keep in proper position. In the center of the panel thus formed is another connecting-board, C. This board is made in two pieces, as shown in Fig. 3, one piece in its edge recesses cut of just such size that the horizontal boards A A will fit therein, and the other piece laid over the same and fastened by a screw at the top and bottom, said screws passing through the top and bottom boards, if desired. The end boards B B may also each be made in two pieces, as described, for the center board C, if so desired. D D represent two boards crossing each other in the form of an X, and fastened together by one or more screws or bolts. The lower ends of these boards are beveled on the outer edges and connected, by clips *a a*, with pins, or hooked pins E E driven into the ground, the beveled edges of the boards bearing against the sides of the

pins. This forms the fence-posts, upon each side of which a panel is placed and secured by the following means: A short bar, G, having notches *b b*, one at each end on the upper edge, and beveled notches *d d* in the center, also one on each side is placed in the cross of the boards D D, the beveled notches *d d* fitting on the same. The end of this bar is then inserted in one of the mortises on the board B, which mortise is enlarged for this purpose. When, then, the board A is inserted in this mortise the bar G will be forced upward so that the notch *b* will embrace that portion of the board B, thus completely locking the panels to the post. Below the cross the two panels are connected by a similar bar, G', having the end notches *b b*, but not the center notches *d d*. This bar is, however, further held to the post by means of hooks *f f* pivoted to the boards D D, as shown. The center of each panel may be braced by a brace, H, on each side, the upper ends of said braces being pivoted to the center board C, and their lower ends attached by clips to pins driven into the ground, the same as described for the posts D. In this manner it will be seen that the entire fence is raised from the ground, and that there is no part except the pins E E exposed to rotting. When the fence turns a corner, and also at the place where a gate is to be hung, an additional brace, H', is employed, as shown, to steady the fence and prevent sagging.

Having thus fully described my invention, what I claim as new, and desire to secure by Letters Patent, is—

The combination of the panels A B C, posts D E, locking-bars G G', hooks *f f*, braces H H' with clips and pins, all substantially as and for the purposes herein set forth.

In testimony that I claim the foregoing I have hereunto set my hand this 18th day of August, 1871.

HEZEKIAH LATSHAW.

Witnesses:

WM. C. HARPER,
HARRY C. SCOTT.