

# Bernhard Welteck Impts in Kitchen-Tables.

No. 119,208.

Patented Sep. 19, 1871.

Fig. 4.

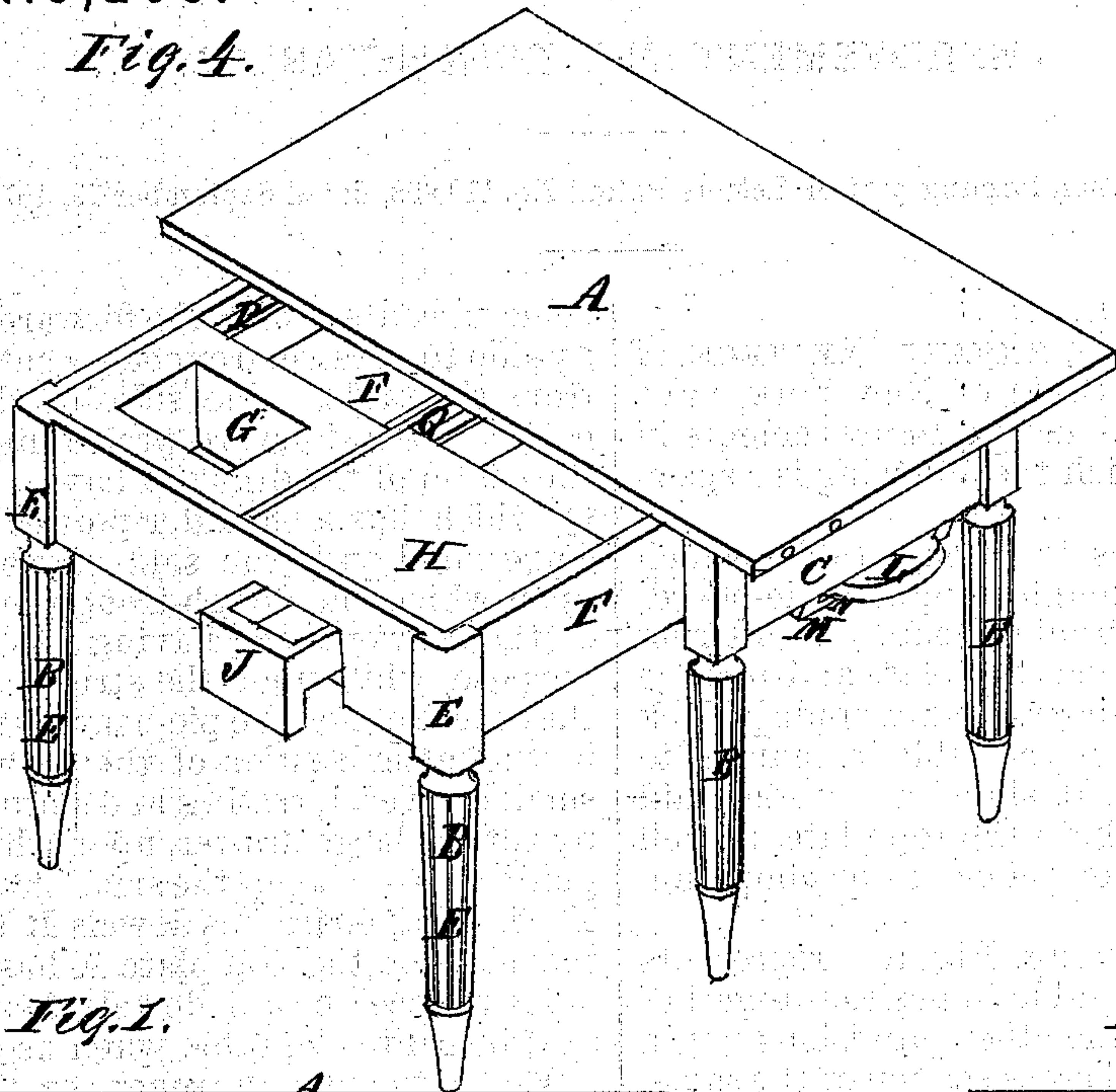


Fig. 1.

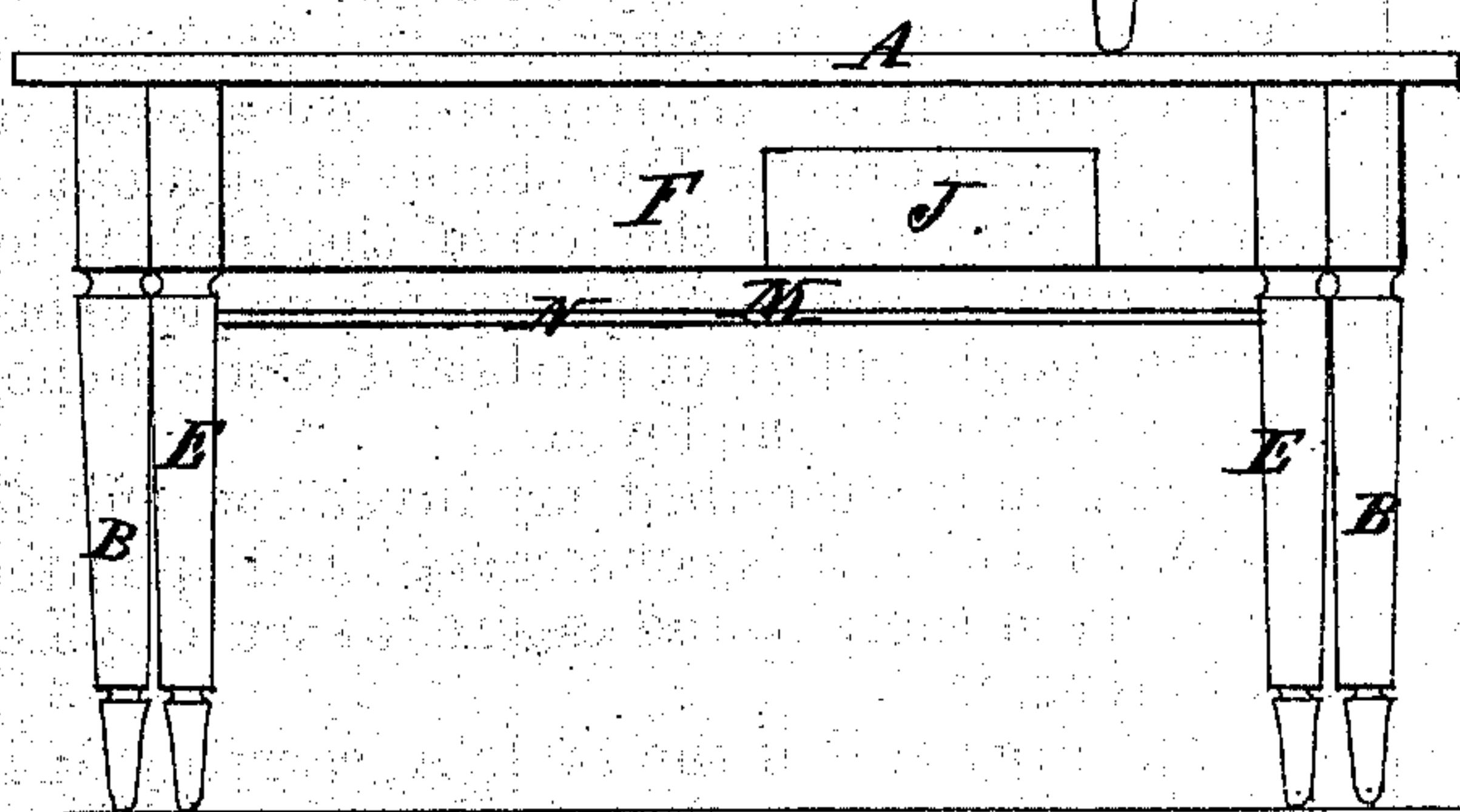


Fig. 2.

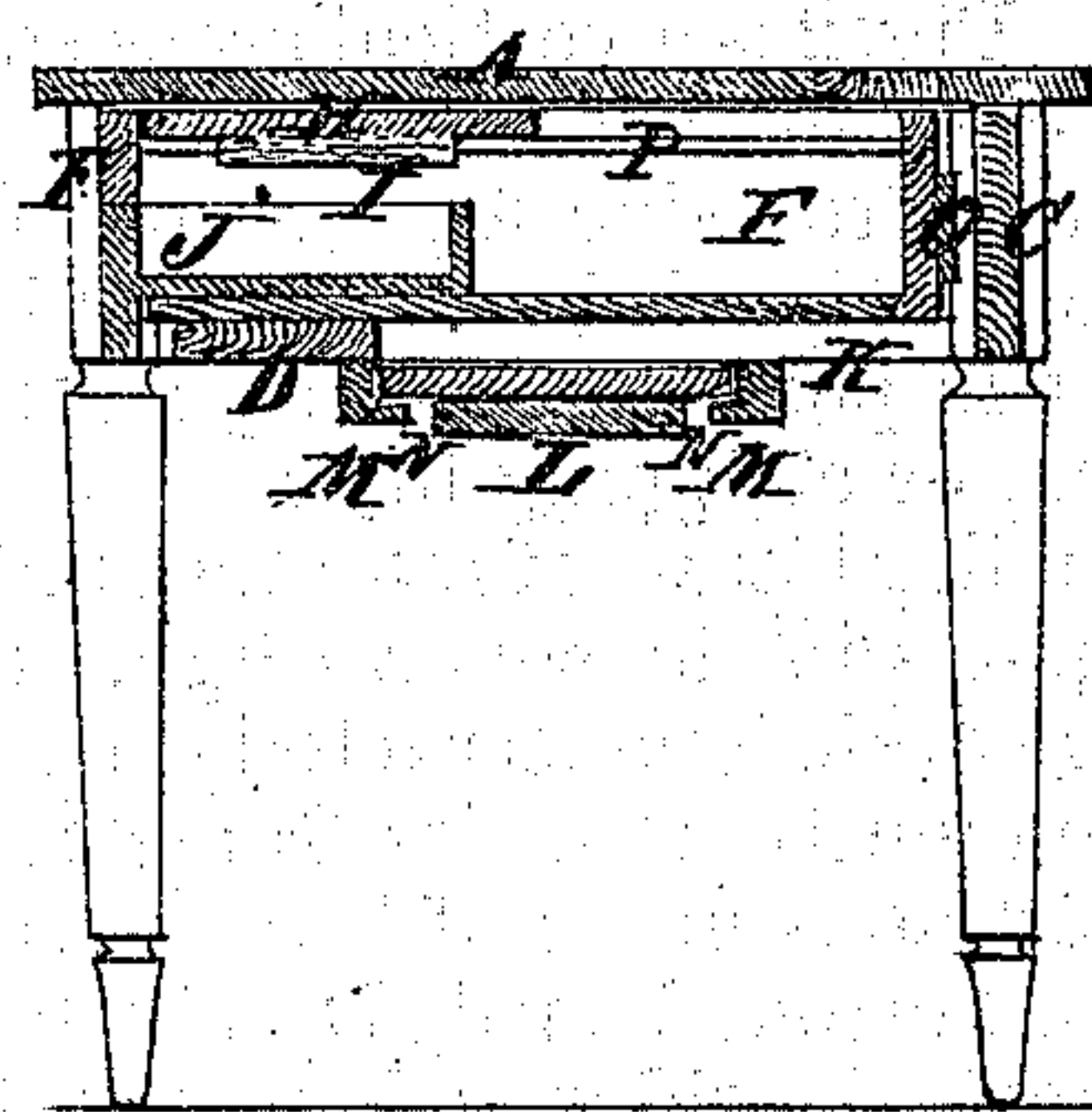
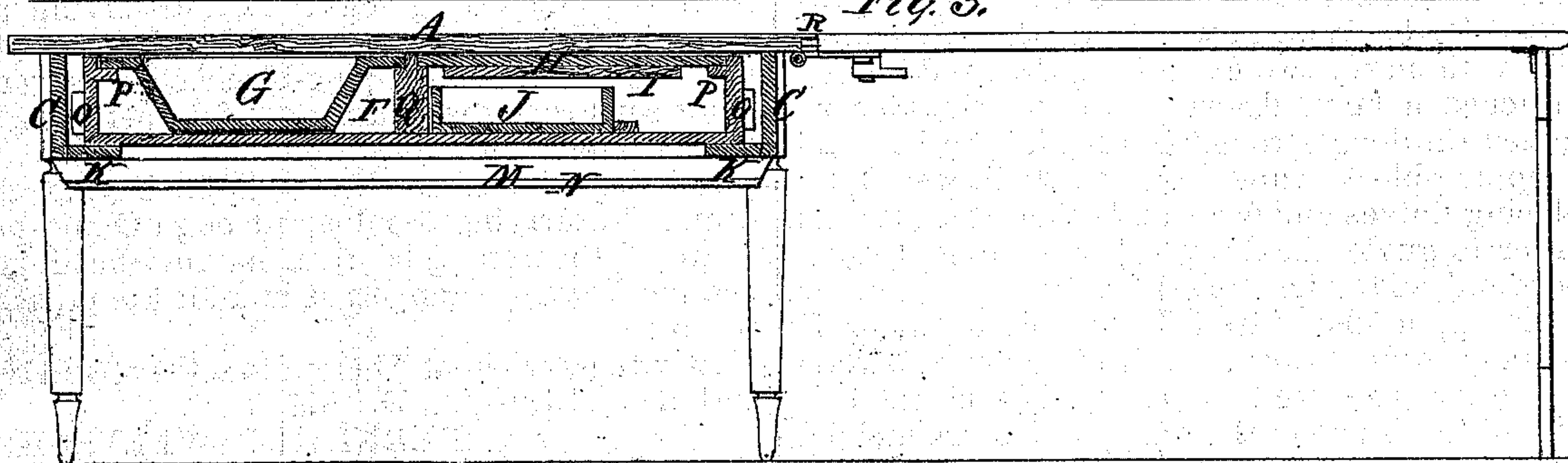


Fig. 3.



Witnesses.

Geo Reichardt  
P. Courvoisier

Inventor

Bernhard Welteck



# UNITED STATES PATENT OFFICE.

BERNHARD WELTECK, OF NEW YORK, N. Y.

## IMPROVEMENT IN KITCHEN-TABLES.

Specification forming part of Letters Patent No. 119,208, dated September 19, 1871.

*To all whom it may concern:*

Be it known that I, BERNHARD WELTECK, of the city, county, and State of New York, have made certain new and useful Improvements in Kitchen-Tables, of which the following is a specification:

My invention relates to kitchen-tables which are provided with a dough-trough, a pie-board, a chopping-block, and ironing-board. I construct the table with a permanent top plate and arrange said dough-trough, pie-board, and chopping-block on a movable portion of the table in manner to be properly supported to slide from under said top plate, and so that both the top plate, as well as the dough-trough or pie-board or chopping-block, may be used.

In the annexed drawing, Figure 1 represents a front elevation of the table in position together and its dough-trough and other provisions not in use. Fig. 2 is a vertical cross-section of the same. Fig. 3 is a longitudinal section of the same, showing the provision for ironing applied. Fig. 4 is a perspective view of the table, shown drawn apart in position of using its dough-trough, pie-board, or chopping-block.

Similar letters of reference indicate corresponding parts in the several figures.

The table is constructed with the top A secured permanently upon its frame and legs B B, and the frame is made of three vertical sides, C C C, and a bottom board, D, of which the sides C C connect the sides and rear of the legs, and the board D the front, in which is fitted a movable side with one or two extra legs, E E, and having attached a large drawer, F, in which are contained the dough-trough G, the pie-board H, and chopping-block I, and also a small drawer, J, for placing knives and forks and other utensils. In order to guide the drawer F in manner to support and slide the same with facility, I employ under it, on the sides C C, horizontal strips K K, and in order to locate the ironing-board L when not in use I secure two strips, M M, on the bottom of the frame of the table, which are molded with a projecting rib, N, and are located parallel and at proper distance to insert the ironing-board, and for supporting it in proper manner when not in use. Across the back board of the drawer F I have a strip, O, which has projecting ends to

come in contact with the forward legs and thereby stop the drawer from being entirely withdrawn from the table. The sides of the drawer have each a rib or sideward projecting strip, P, and in the center of the drawer I have a partition-board, Q, which has a shoulder plowed on each side to correspond with the said strips P P in height, upon which the dough-trough in the one section of the drawer rests, having flanges on it for the purpose, while upon the strip P and shoulder in the other section the pie-board is supported; and in the latter section of the drawer is fitted the small drawer J, resting and sliding upon the bottom of the large drawer, upon which I have small guide-strips to keep the small drawer in position. The ironing-board has dowels R R in its end, and the edge of the top plate A has corresponding holes to receive said dowels to adjust and hold said board to the table when used.

When the dough-trough or the pie-board or the chopping-block are required to be used, the front side and drawer F is simply drawn out, as shown in Fig. 4, and the top of the table is left remaining with every article upon it undisturbed, and the dough-trough or pie-board or meat-chopper is ready to be employed.

Having fully described my invention and the manner in which it is constructed and operated, what I claim therein, and desire to secure by Letters Patent, is—

1. The drawer F of the table A, carrying on its front the supporting legs E E, and having arranged within its interior the dough-trough G, pie-board H, and chopping-block I, the several parts constructed and arranged for operation, as herein shown and described.

2. In combination with a table having the drawer F, carrying the dough-trough G and pie-board H, the ironing-board L, having the hinged leg and dowels, arranged as and for the purpose set forth.

In witness whereof I hereunto set my hand this 29th day of June, A. D. 1871.

BERNHARD WELTECK.

Witnesses:

AUGUST Y. JASSEY,  
GEO. REICHARDT,  
E. CONOREM.