

# J.D. Legg. Curtain Fixture.

No. 119,158.

Patented Sep. 19, 1871.

Fig. 1.




Fig. 2.

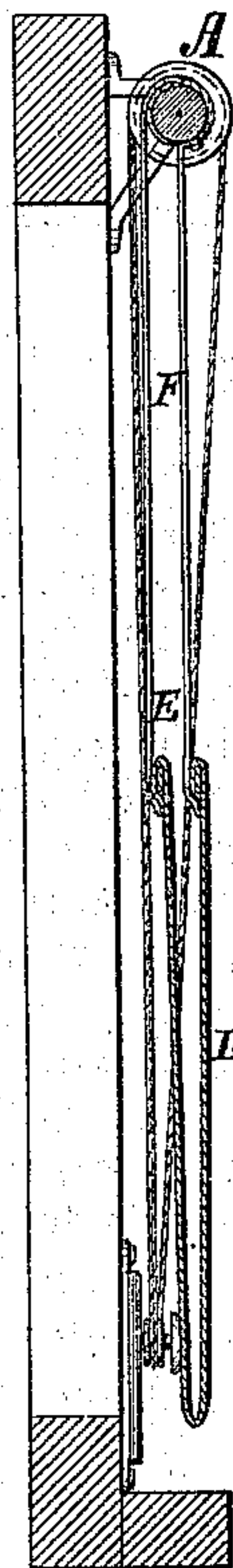



Fig. 3.



Witnesses:

A. Bernhardt.  
Wm. H. C. Smith.

Inventor:

J. D. Legg.

PER

*Munn & Co.*

Attorneys.



# UNITED STATES PATENT OFFICE.

JOSHUA D. LEGG, OF LONG EDDY, NEW YORK.

## IMPROVEMENT IN CURTAIN-FIXTURES.

Specification forming part of Letters Patent No. 119,158, dated September 19, 1871.

*To all whom it may concern:*

Be it known that I, JOSHUA D. LEGG, of Long Eddy, in the county of Sullivan and State of New York, have invented a new and useful Improvement in Curtain-Fixture; and I do hereby declare that the following is a full, clear, and exact description thereof, which will enable others skilled in the art to make and use the same, reference being had to the accompanying drawing forming part of this specification.

This invention relates to a new and useful improvement in curtain-fixtures, whereby the curtain is adjusted to any position desired; and it consists in attaching both the top and bottom ends of the curtain to a roller at the top of the window by means of tapes or cords, so that by revolving the roller the curtain may be rolled up around the roller, or extended so as to cover the whole window, or be doubled so as to cover either the top or bottom portion or the central portion of the window.

In the drawing, Figure 1 is a front view of window provided with my improved curtain-fixture. Fig. 2 is a vertical section of Fig. 1 taken on the line *xx*. Fig. 3 is an edge view, showing the curtain extended over the whole window.

Similar letters of reference indicate corresponding parts.

A is the roller, arranged to be revolved and held in position in the same manner as the ordi-

nary curtain-roller. D represents the curtain. E E are tapes, which are attached to the roller at one end and to the lower end of the curtain at the other end. F F are two other tapes, which are attached to the roller and to the top or other end of the curtain. These tapes are so attached to the roller that when one pair is being wound around the roller the other pair will unwind, as, for instance, when letting down the top and raising the bottom of the curtain, and vice versa.

By this arrangement the curtain may be dropped down, as seen in the drawing, so as to cover the lower half of the window, or raised up so as to cover the upper half, or extended over the entire window, or be rolled up around the roller, as may be desired.

Having thus described my invention, I claim as new, and desire to secure by Letters Patent—

The curtain D, attached to the roller A, by means of the long tapes or cords F and E, in the manner herein shown and described, whereby it may be doubled or folded upon itself so as to cover a part of the window, or extended to cover the whole thereof, as set forth.

The above specification of my invention signed by me this 2d day of March, 1871.

JOSHUA D. LEGG.

Witnesses:

GEO. W. MABEE,  
ALEX. F. ROBERTS.