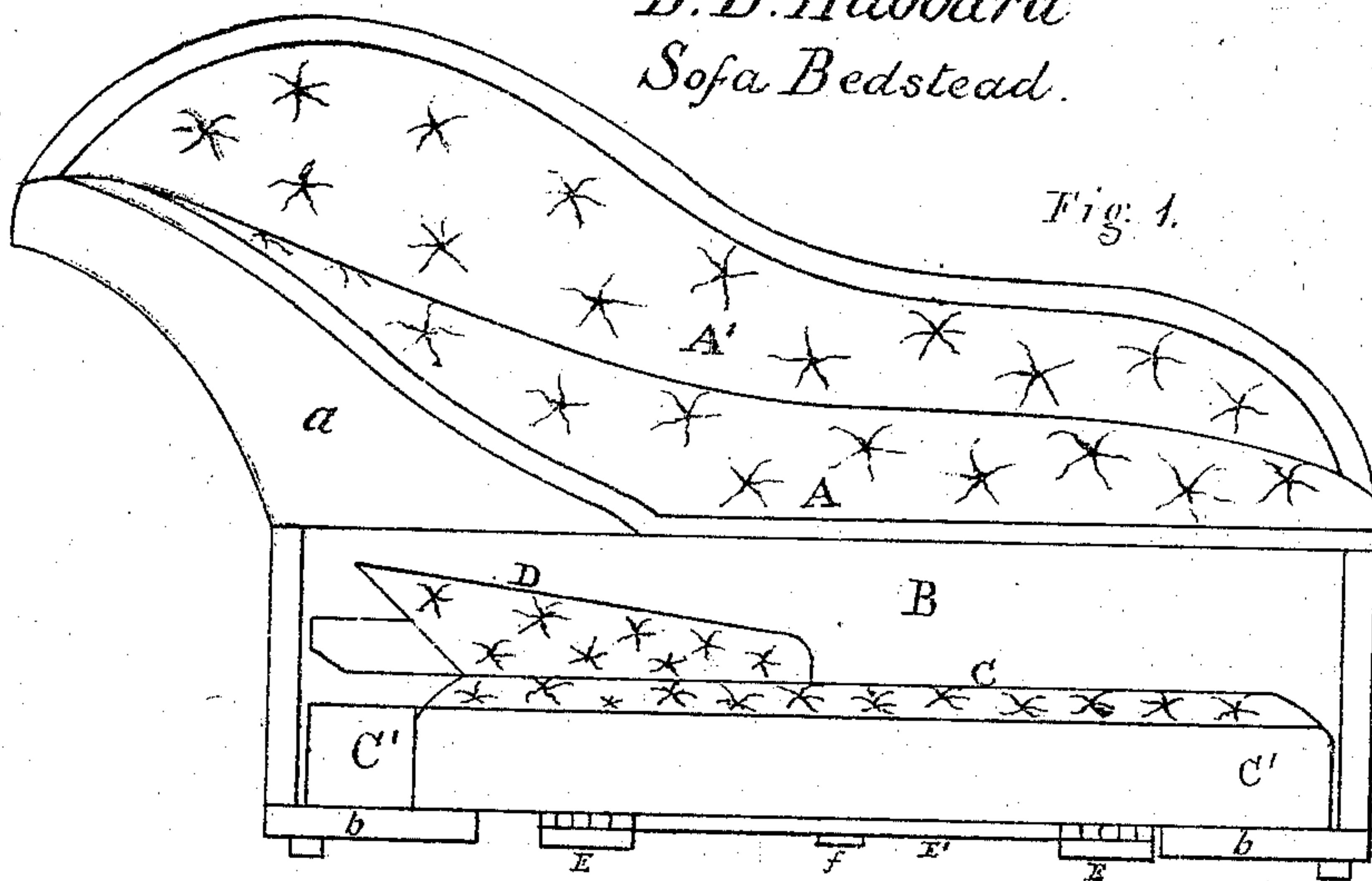


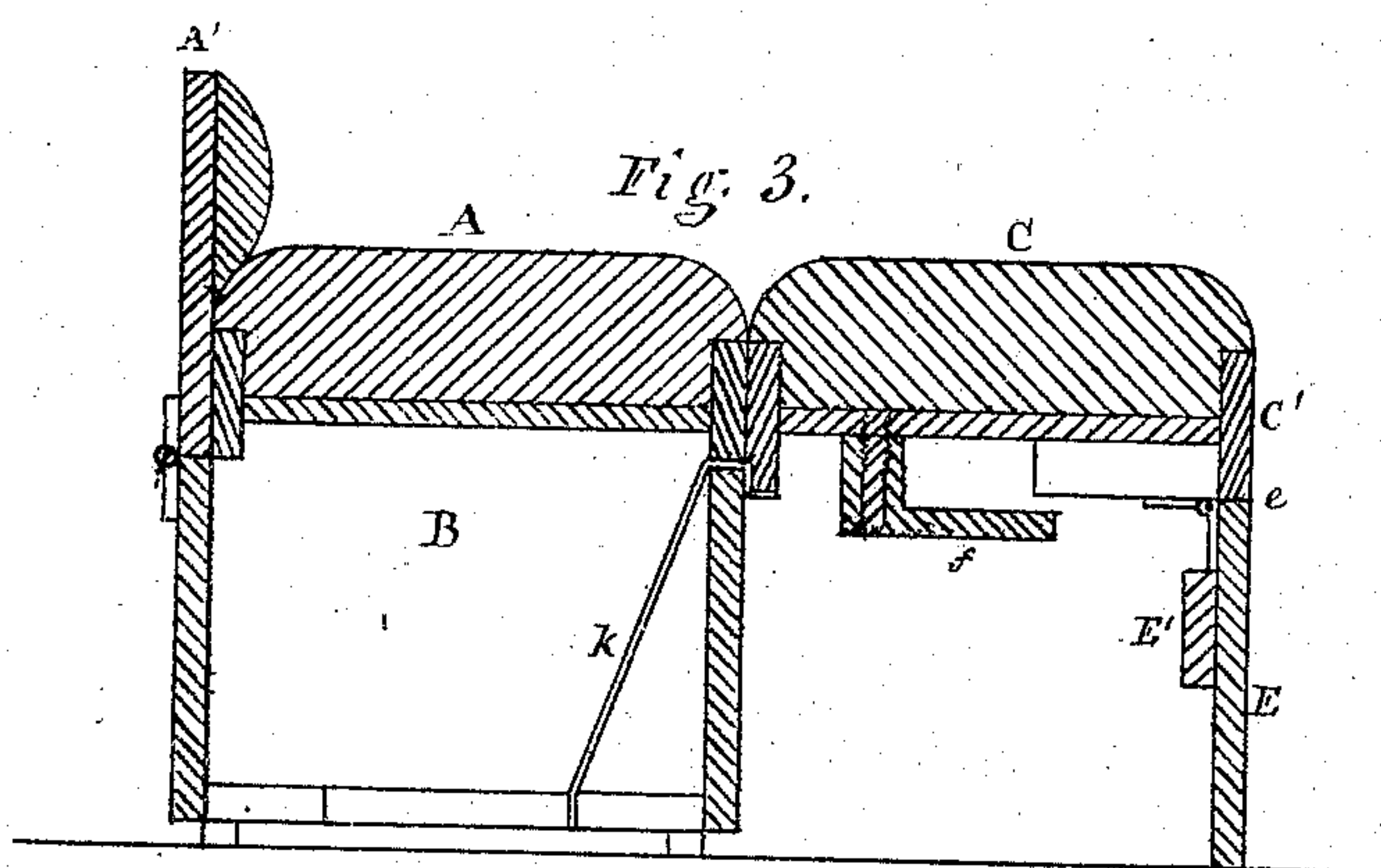
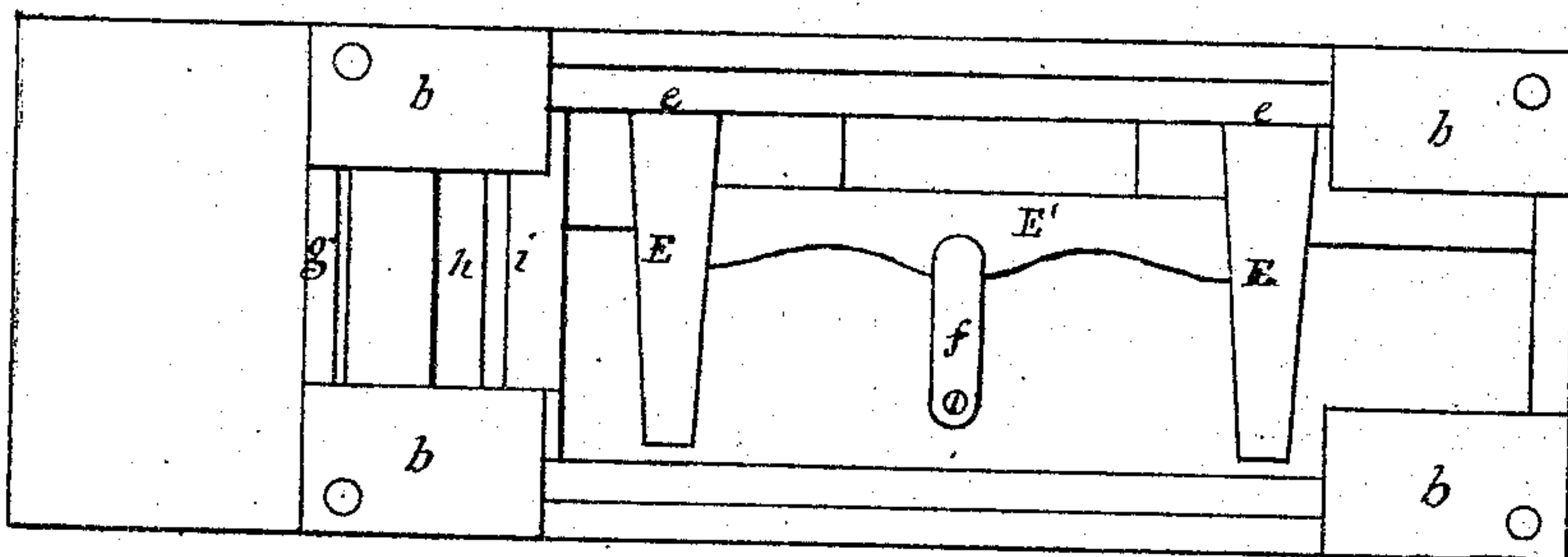
D. B. Hubbard
Sofa Bedstead.



No. 118,368,

Patented Aug. 22, 1871,

Fig. 2.



Witnesses.

Joseph Coombs
W. L. Coombs

David B. Hubbard
Inventor,
By J. Hooper
Atty

UNITED STATES PATENT OFFICE.

DAVID B. HUBBARD, OF WHEELING, WEST VIRGINIA.

IMPROVEMENT IN SOFA-BEDSTEADS.

Specification forming part of Letters Patent No. 118,368, dated August 22, 1871.

To all whom it may concern:

Be it known that I, DAVID B. HUBBARD, of Wheeling, in the county of Ohio and State of West Virginia, have invented a new and useful Improvement in Sofa-Bedsteads; and I do hereby declare that the following is a full, clear, and exact description thereof, reference being had to the accompanying drawing.

My invention consists in hinging the upper portion of the lounge, consisting of the seat, back, and head-rest, to a box below capable of containing a mattress, with removable head-piece and the necessary bed-clothing, the whole being so constructed that the said portion forms a hinged lid to the box, and can be raised like the lid of a trunk, and that the mattress can readily be taken from the box and supported by the side of the lounge on a level with the seat thereof, and its removable head-piece attached so as to correspond with the elevation for the head on the lounge, thus forming a couch in two sections, double the width of the lounge, with corresponding elevations for the head on both sections.

In the accompanying drawing, Figure 1 is a side elevation of the lounge with the mattress and its removable head-piece in the box, the front side of the box being removed to show its interior. Fig. 2 is a bottom view of the lounge, reversed, with the mattress in the box. Fig. 3 is a cross-section of the lounge and mattress when the latter is supported alongside the lounge to form a double couch.

A is the seat; A', the back; and a, the arm which supports the elevated portion of the cushion for a head-rest, all being rigidly attached together and forming the lid of the box below. B is the box for containing the mattress and bedding; C, the mattress mounted on a wooden frame, C'; and D, the removable head-piece, consisting of a wooden frame with a cushion mounted thereon. The box B extends nearly to the floor, and may be open at the bottom, having lugs, studs, or plates *b b* at each corner to support the mattress-frame. The seat portion is hinged to the rear side of the box B so as to open in front like a trunk-lid, and should be provided with stay-straps to prevent it from falling

back too far when raised to open the box. To the bottom of the mattress-frame are hinged two legs, E E, rigidly connected by a cross-bar, E'. These legs are hinged to the front side rail of the mattress-frame at *e e*, so that they may be folded up under said frame, as shown in Fig. 2, and secured in that position by turning a button, *f*, to be out of the way of placing the mattress in the box, or may be opened out to a right angle with the mattress-frame, as shown in Fig. 3, so as to form vertical supports for the front side of the mattress when used as a couch. The wooden frame on which the mattress is mounted extends, at the head end, beyond the mattress, so as to leave an uncovered space at C' for inserting the end of the wooden frame of the head-piece D between the side rails of the mattress-frame and between cross-bars *g, h*, and *i*, so that it will stand at an inclination corresponding with the elevated head-rest of the lounge, and can be readily removed or replaced. Two straps are attached to the inside of the box, one at each end near the bottom, the other ends of said straps being attached to the inner side rail of the mattress-frame, at or near the ends thereof, (one of which straps is shown at *k*, Fig. 3.) These straps are of such length that, when the mattress-frame is lifted out of the box and drawn forward just past the front of the same, the mattress-frame will drop down until the upper surface of the mattress comes flush with the seat of the lounge when closed down, bending the straps over the edge of the front plate of the box, in which position said straps will support that side of the mattress-frame, while the folding legs E E will support the front side on a level therewith.

What I claim as my invention, and desire to secure by Letters Patent, is—

The combination of the hinged seat A, the box B, the mattress and its frame, with removable head-piece and folding legs, all constructed and arranged substantially as described.

DAVID B. HUBBARD.

Witnesses:

E. P. HUBBARD,
F. C. HILDRETH.