

Albert A. Fielding's Adjustable Picture Hanging Rod.

117529

PATENTED AUG. 1 1871

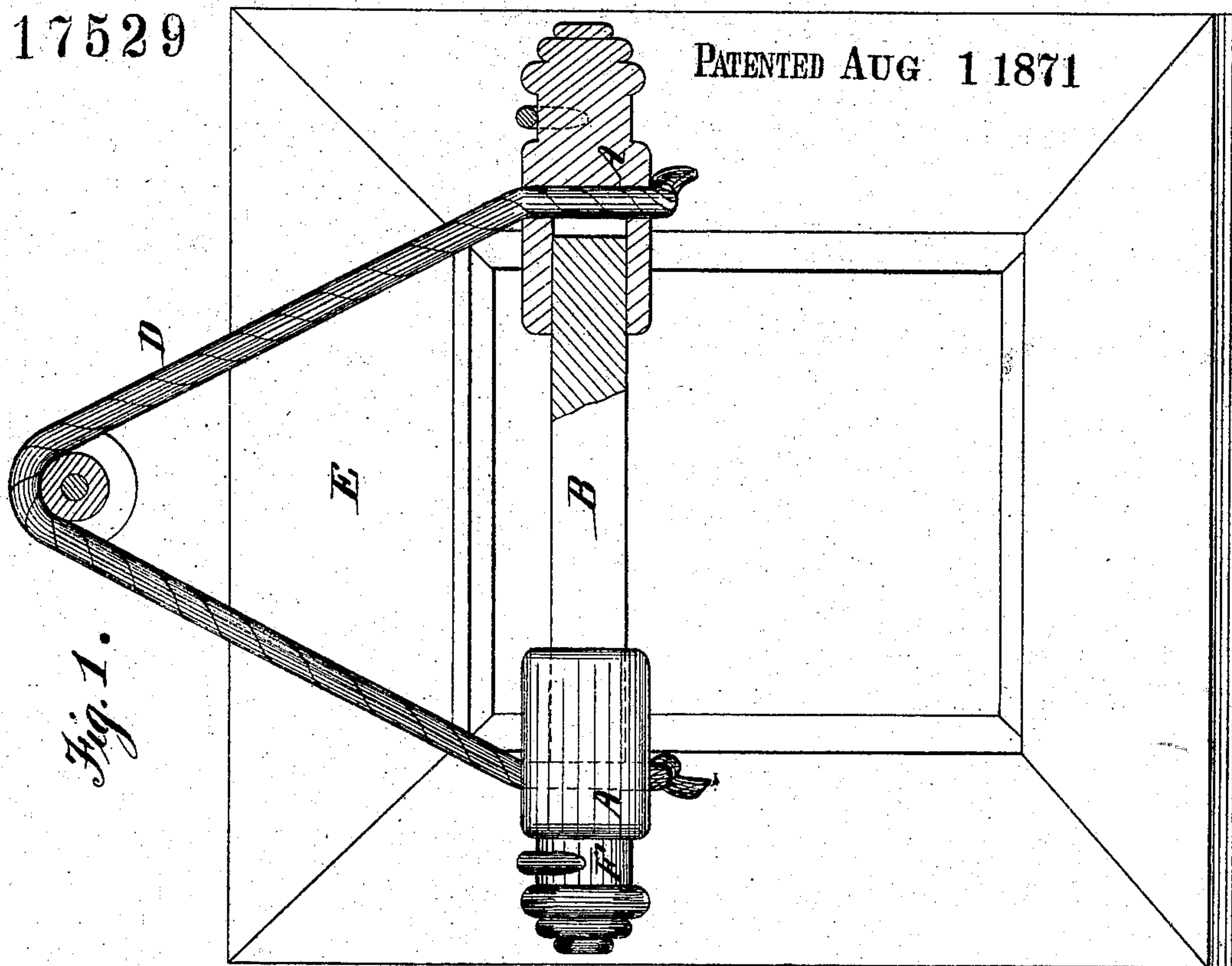


Fig. 1.

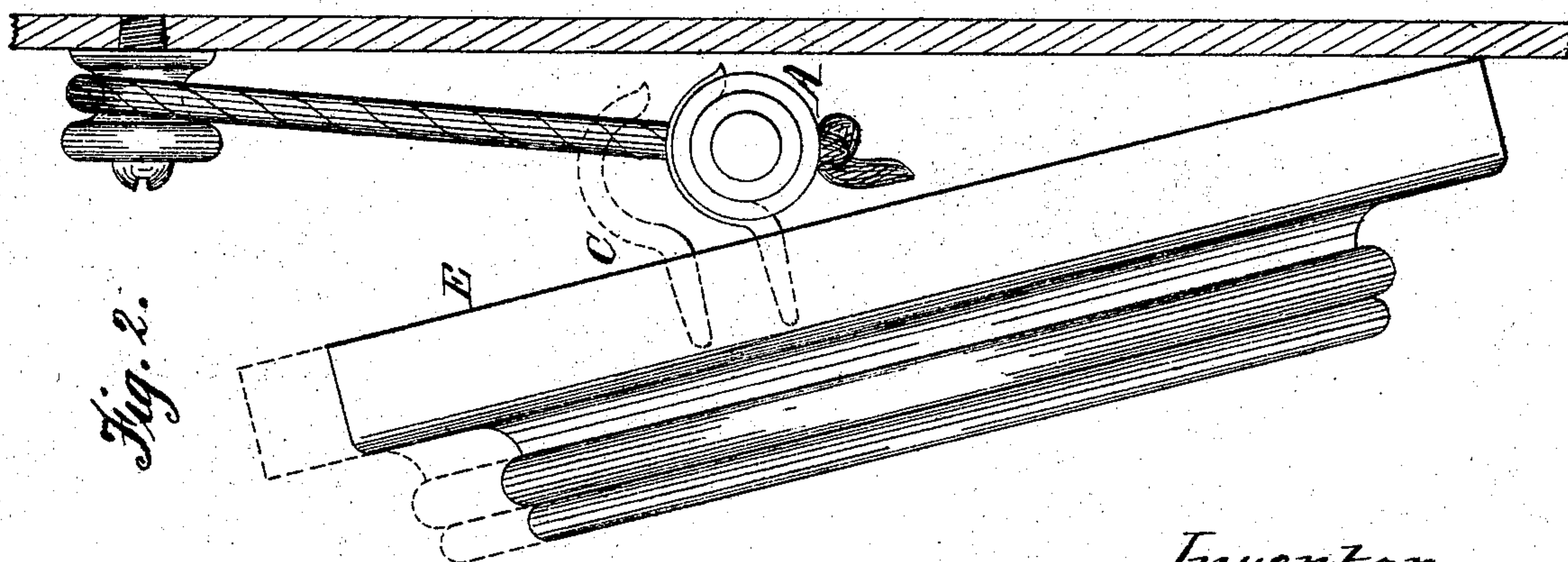
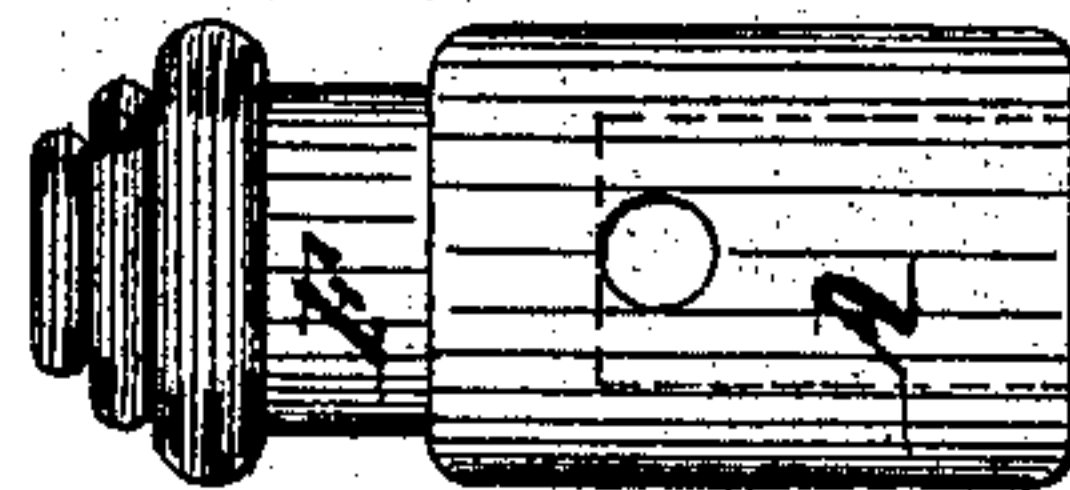
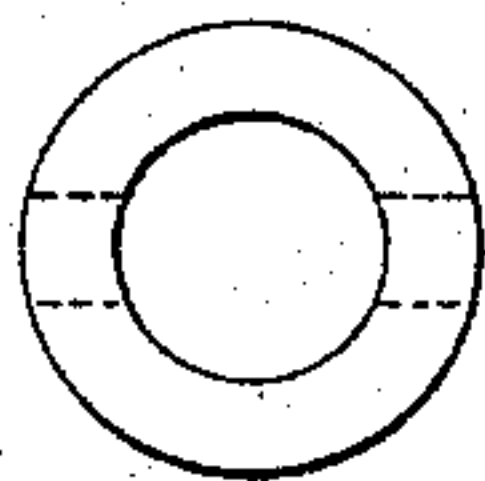


Fig. 2.

Witnesses.
E. L. Foster.
James P. Fielding

Inventor.
Albert A. Fielding.

UNITED STATES PATENT OFFICE.

ALBERT A. FIELDING, OF BOSTON, MASSACHUSETTS.

IMPROVEMENT IN DEVICES FOR HANGING PICTURES, MIRRORS, &c.

Specification forming part of Letters Patent No. 117,529, dated August 1, 1871.

To all whom it may concern:

Be it known that I, ALBERT A. FIELDING, of Boston, in the county of Suffolk and State of Massachusetts, have invented a Device for Hanging Pictures, Mirrors, &c., of which the following is a specification:

The object of my invention is to facilitate the hanging of pictures, mirrors, &c., avoiding the risk incurred by the present method, especially in the case of heavy pictures, two persons being necessary to properly adjust a picture by the old way. By this device one person is sufficient. The rod being first hung in position, the picture is easily hooked on, and can be instantly removed without the aid or risk of a step-ladder. A great annoyance to neat housekeepers is the dust of months accumulating on the backs of pictures, which cannot be avoided as they are now hung; but by this mode they can be cleaned and dusted as often as required with very little trouble. This device may also be made as an ornament,

the knobs on the ends of the rod projecting beyond the sides of the frame being made as ornamental as desired, or can be concealed from view.

Figure 1 shows the grooved sockets A A, in which the ends of the rod B are inserted. Being made in three separate parts, it will fit any sized frame by cutting the rod B to the length required, the cord D passing through holes in the grooved sockets A A, and knotted underneath, the hook C in the back of the frame E lodging in the groove F outside of the cord. Fig. 2 is an end view of the frame, hung in position.

What I claim as my invention is—

The combination of the rod B with the grooved sockets A A and the cord D, as and for the purpose specified.

ALBERT A. FIELDING.

Witnesses:

E. L. FOSTER,

JAMES P. FIELDING.