

John P. Allen and Henry Croft,
Combined Watch-key, Hook, and Swivel.

116913

PATENTED JUL 11 1871

Fig. 1.

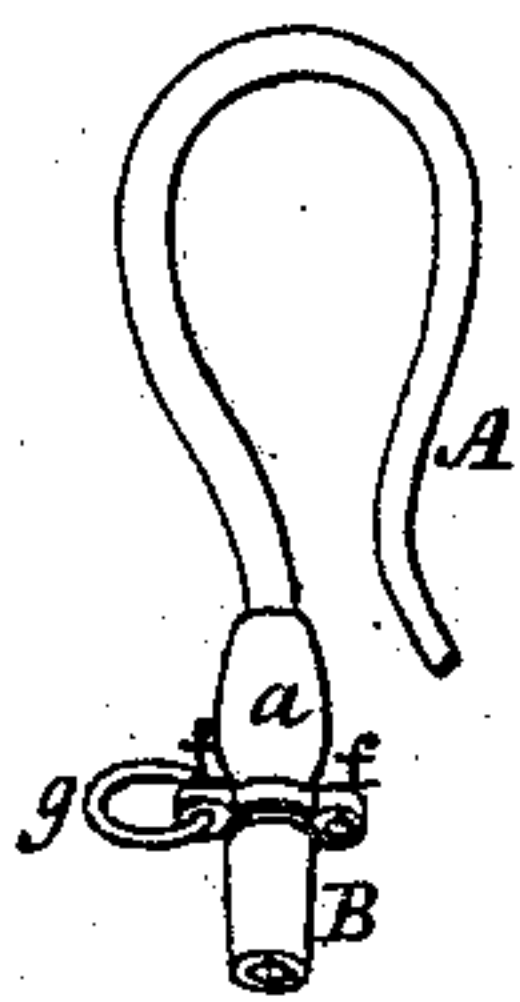


Fig. 2.




Fig. 3.




Fig. 4.




Fig. 5.

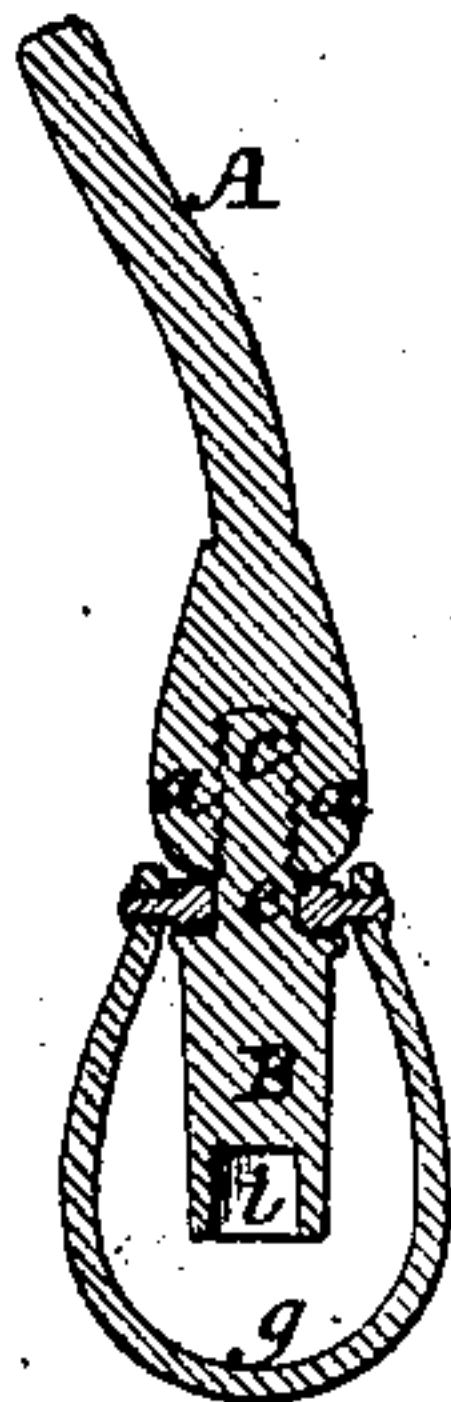


Fig. 6.



Witnesses.
W. B. Henderson }
Edmund Masson.

John P. Allen & Henry Croft.
By atty. A. B. Stoughton.

UNITED STATES PATENT OFFICE.

JOHN P. ALLEN AND HENRY CROFT, OF SPRINGFIELD, OHIO.

IMPROVEMENT IN COMBINATION OF WATCH-KEY, SWIVEL, AND HOOK.

Specification forming part of Letters Patent No. 116,913, dated July 11, 1871.

To all whom it may concern:

Be it known that we, JOHN P. ALLEN and HENRY CROFT, of Springfield, in the county of Clark and State of Ohio, have invented certain new and useful Improvements in Combined Watch-Key, Hook, and Swivel or Collar; and that the following is a full, clear, and exact description of the same, reference being had to the accompanying drawing making a part of this specification, in which—

Figures 1, 2, and 3 represent modified forms of our combined key, hook, and swivel, or swivel-ring; and Figs. 4, 5, and 6 represent, respectively, sections through the same to show the union between them.

Similar letters of reference where they occur in the separate figures denote like parts in the drawing.

The object and purpose of our invention are to combine in one article a watch-key, a swivel-ring or loop for receiving a chain or guard, and a hook for attaching the whole to the garment of the wearer or user.

We are aware that a combined watch-key and hook made out of one piece of metal has been patented, and to such an article we, of course, lay no claim; and we are also aware that a watch-chain hook has been patented in which a jointed ring or two elliptical bows, one of which is hinged and the two held together by a screw-socket, has been patented, which is an expensive article to make and of uncertain durability. To such a construction we lay no claim.

Our invention consists in a combined open hook, swivel, and watch-key, as will be explained.

The base or heel *a* of the hook A is enlarged so as to receive and hold the shank *c* of the key B, and said shank may be screwed into the base *a*, or riveted therein, as may be preferred. On the key portion there is formed a shoulder, *e*, around which a collar, *f*, can turn, and to this collar *f* the ring, bow, or loop *g* is pivoted. The collar, as shown in Fig. 6, has, in addition to its turning motion around the key or key-shank or shoulder, a sliding or longitudinal motion, so that it may cover the key or key-pad when drawn down, and be moved back when the key is to be used. This plan admits of a more ornamental finish, and conceals, in a measure, the key. In Figs. 1 and 2 the collar *f* is shown with two openings for the ring or rings. The keys B are furnished, of course, with the usual square openings or recesses *i* for receiving the winding-stem of the watch. The hook A is an open one, so as to catch into a button-hole or other similar part of a garment. The collar and ring, or the collar and pivoted loop or bow, constitute what we term the swivel.

Having thus fully described our invention, what we claim therein as new, and desire to secure by Letters Patent as a new article of manufacture, is—

A combined open hook, swivel, and key, constructed, arranged, and operating as herein described and represented.

JOHN P. ALLEN.
HENRY CROFT.

Witnesses:

A. P. LINN COCHRAN,
T. J. PRINGLE.