

T. H. STEWART.

Improvement in Washing Machines.

No. 116,111.

Patented June 20, 1871.

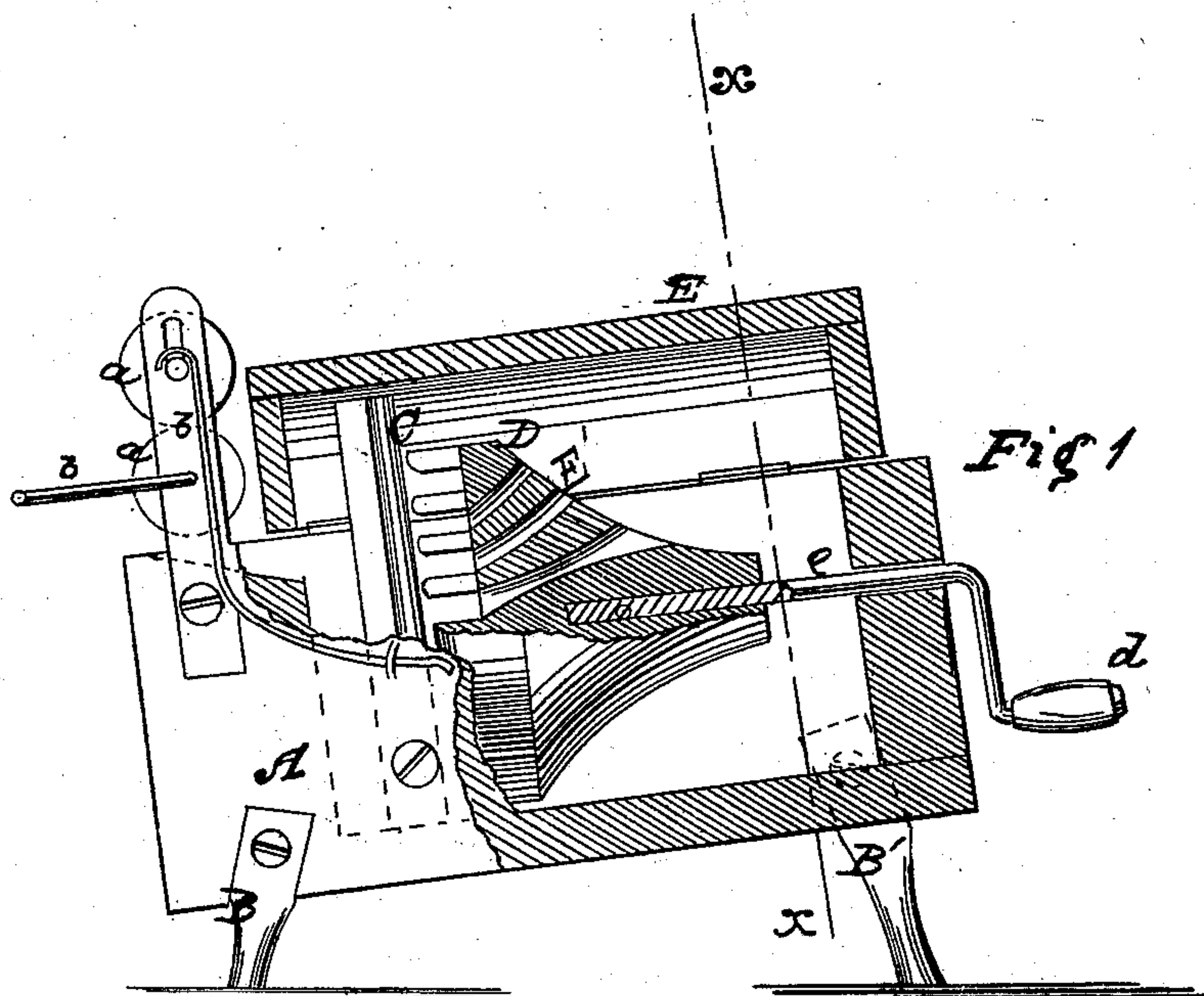


Fig 3

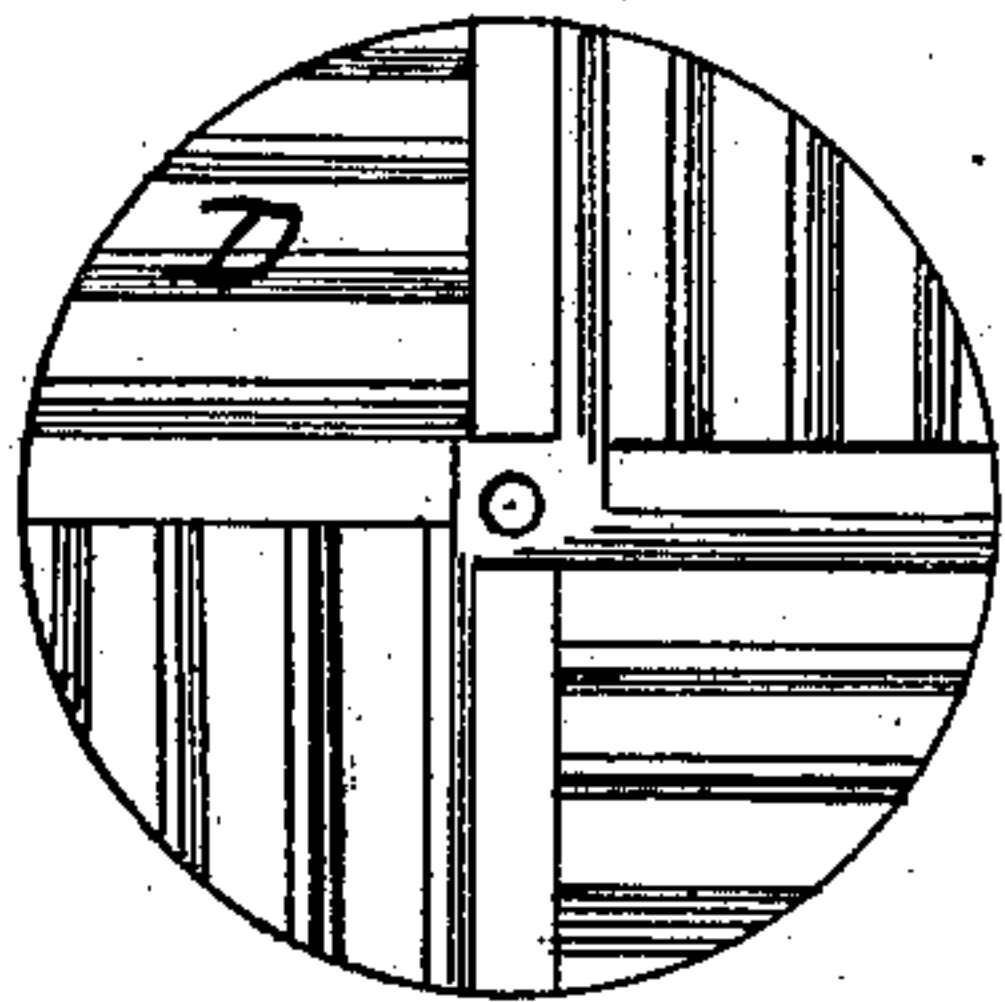
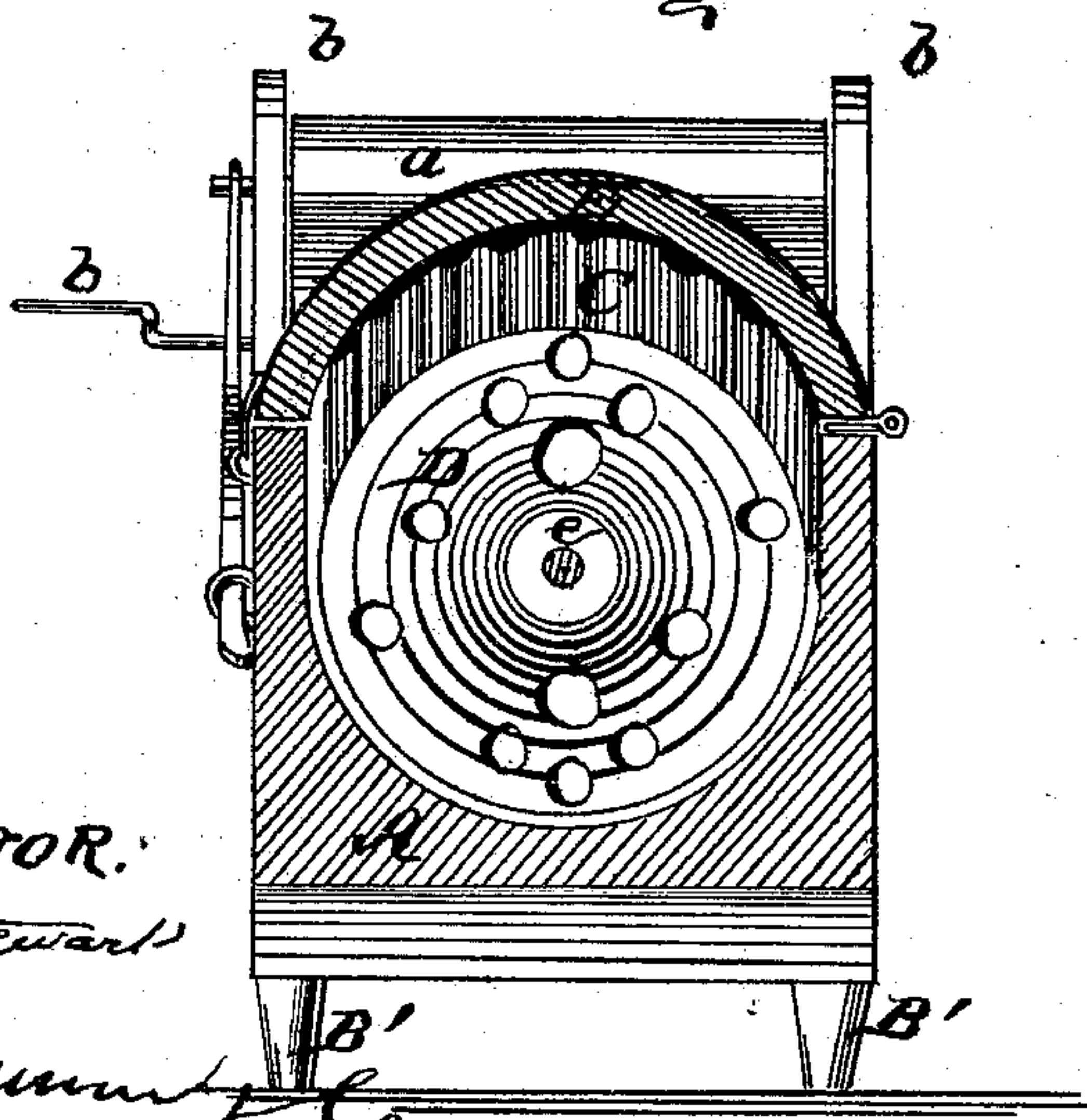


Fig 2



WITNESSES
 Will Morgan
 G. C. Cotton

INVENTOR:
 T. H. Stewart
 per Murray &
 Attorneys

UNITED STATES PATENT OFFICE.

T. H. STEWART, OF WINONA, MISSISSIPPI.

IMPROVEMENT IN WASHING-MACHINES.

Specification forming part of Letters Patent No. 116,111, dated June 20, 1871.

To all whom it may concern:

Be it known that I, T. H. STEWART, of Winona, in the county of Carroll and State of Mississippi, have invented a new and Improved Washing-Machine; and I do hereby declare that the following is a full, clear, and exact description thereof, which will enable those skilled in the art to make and use the same, reference being had to the accompanying drawing forming part of this specification, in which—

Figure 1 is a sectional elevation of my improved washing-machine. Fig. 2 is a cross-section of the same through the line *x x*, Fig. 1. Fig. 3 is a detail view of the corrugated face of the revolving rubber.

Similar letters of reference indicate corresponding parts.

The object of this invention is to provide a simple and effective washing-machine, having also, in combination therewith, appliances for wringing out the clothes directly from the machine.

It consists of box A, set at an incline by means of legs B B', of different lengths, as shown, and formed with a semi-cylindrical cavity. C is a stationary rubbing-board, fixed in the box perpendicularly to the axis of the same. D is a revolving rubber, having a shaft, *e*, which latter extends through the upper end of the box and terminates in a crank-handle, *d*, for rotating the rubber. The proximate sur-

faces of both the fixed and revolving rubbers are corrugated to act with proper washing effect upon the clothes, which latter are placed between the said rubbers. The shaft E plays loosely in its bearing, so that the rubber D may be drawn back far enough to admit any quantity of clothes. From the incline of the box the rubber D will settle against the clothes with the requisite pressure. The action of the rubber D when revolved is to rub and tumble the clothes over and over, thereby producing the rapid cleansing of the same. E is a semi-circular cover, hinged to the box, as shown. *a a* are squeezing or wringing rolls, hung in the uprights *b b*, affixed to the lower end of the box, and arranged to yield from each other by any suitable spring device. One of the rolls is provided with a crank-handle, *b*, for the purpose of turning them in the usual manner.

I claim as new and desire to secure by Letters Patent—

A washing-machine, with its rubbing-board C and revolving rubber D constructed with openings, in combination with box A, standing so inclined that the suds or water is conducted through openings E', in the manner shown and described.

T. H. STEWART.

Witnesses:

H. P. DOTSON,
JOHN JOHNSON.