

H. C. REICHARD

Improvement in Police Batons.

No. 116,097.

Fig. 1.

Patented June 20, 1871.

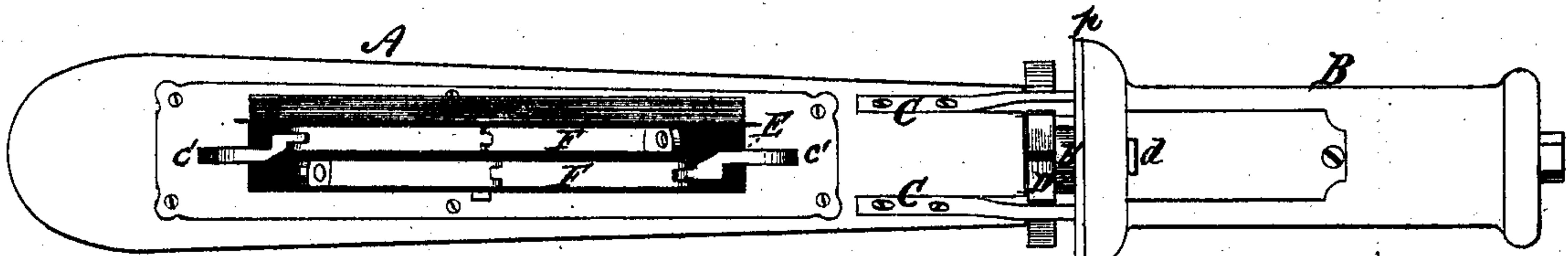


Fig. 4.

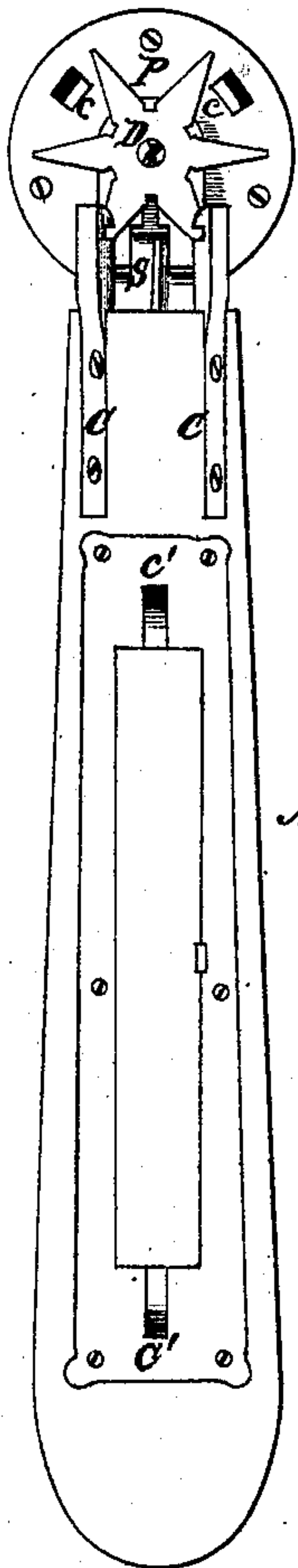


Fig. 2.

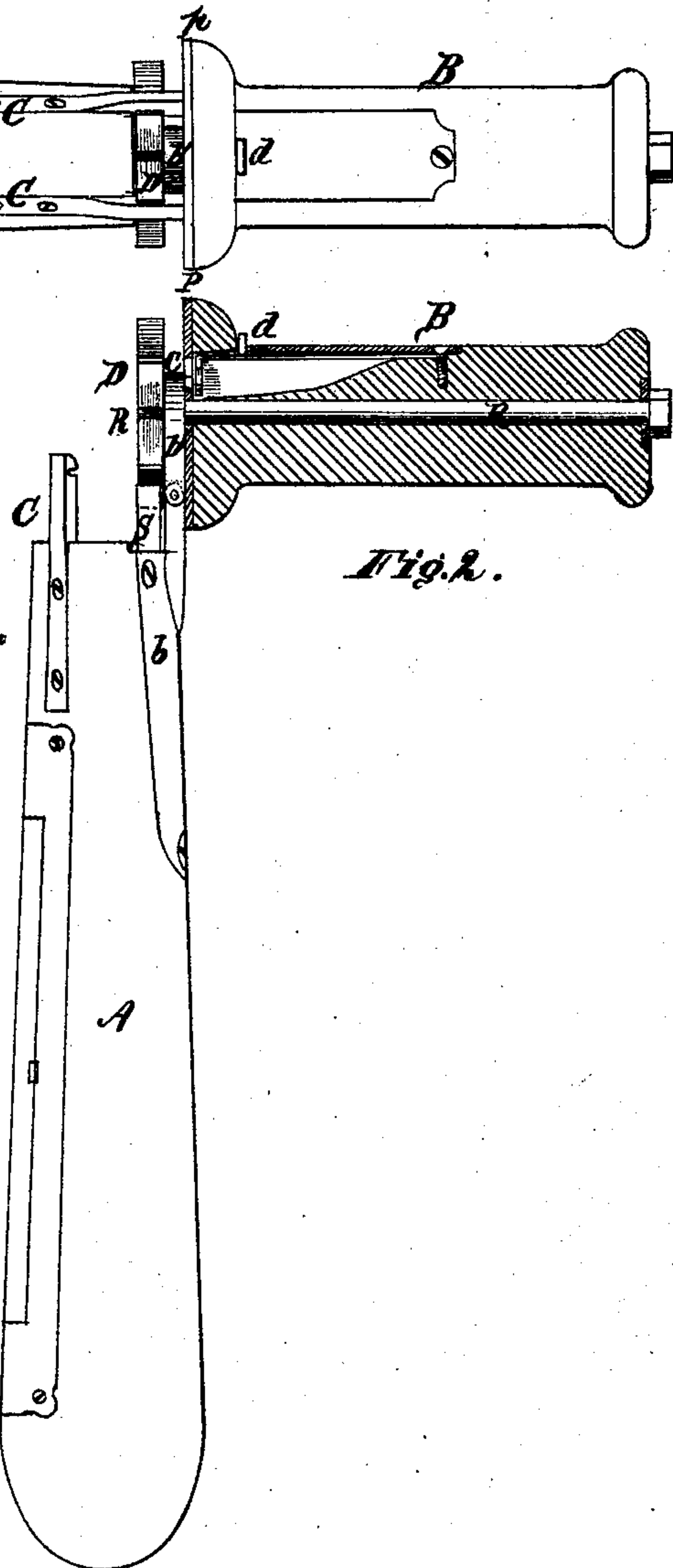


Fig. 5.

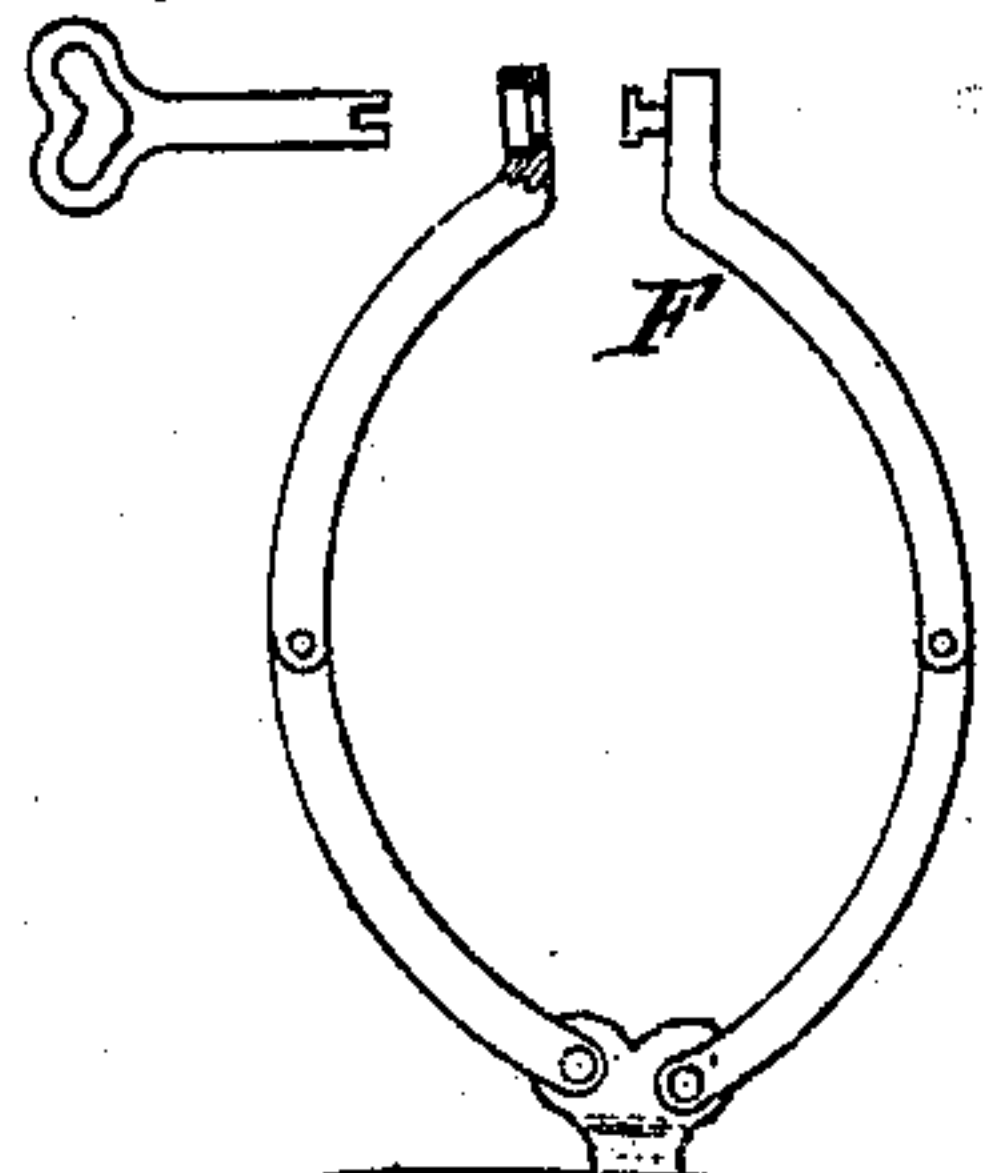
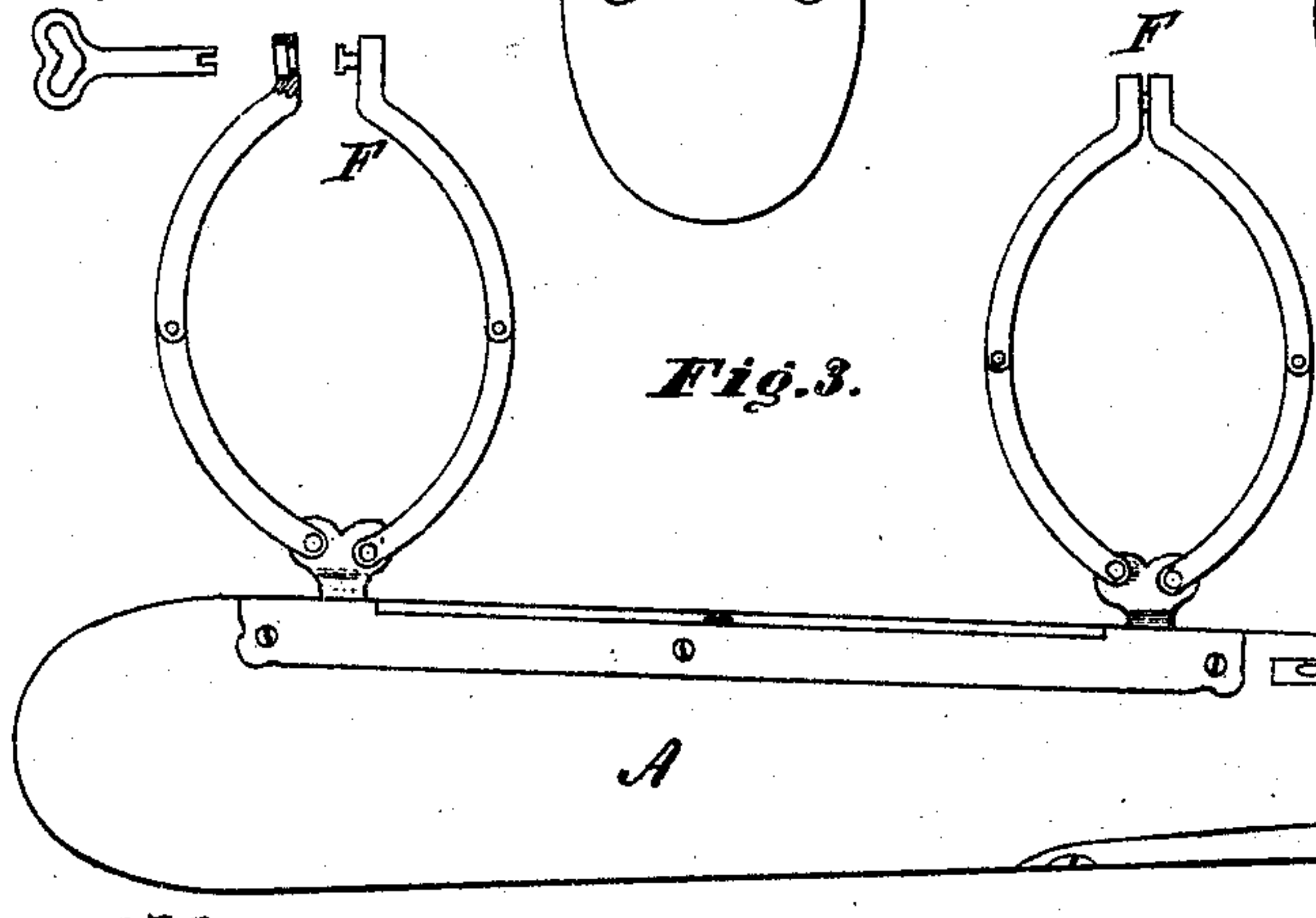


Fig. 3.



Witnesses.

H. L. Perrine
Wm. Howard

Inventor

Henry C. Reichard
By W. T. Purris
Atty

UNITED STATES PATENT OFFICE.

HENRY C. REICHARD, OF POTTSVILLE, PENNSYLVANIA, ASSIGNOR TO SOL FOSTER, JR., OF SAME PLACE.

IMPROVEMENT IN POLICE-BATONS.

Specification forming part of Letters Patent No. 116,097, dated June 20, 1871.

To all whom it may concern:

Be it known that I, HENRY C. REICHARD, of Pottsville, in the county of Schuylkill and State of Pennsylvania, have invented an Improved Police-Baton, which is fully described in the following specification and accompanying drawing, in the different figures of which like letters represent like parts, and in which—

Figure 1 is a side view of the baton, showing the chamber with lid opened and the manacles folded in the chamber. Fig. 2 is a side view, showing the baton dropped down in position to use the rattle. Fig. 3 is a side view, showing the manacles raised out of the chamber ready for use. Fig. 4 is a view of the forward end of the handle with rattle-wheel and baton attached, and the baton dropped down in position to spring the rattle. Fig. 5 is a view of the manacles-key.

Nature.

My invention consists, first, of the arrangement and combination of a rattle with a police-baton in such a manner as to form a proper-shaped baton when used for that purpose, and to be readily changed into the position of a rattle, when required to be used as such, by means of a hinged joint and stays held by spring catches. Second, of the arrangement and combination of manacles with the baton, which is provided with a chamber having a hinged lid for inclosing the manacles when not in use, the manacles being attached to the baton upon pivot-bolts in recesses at the ends of the chamber, so that when they are opened ready for use the lid may be closed out of the way.

A represents the police-baton attached to the handle B by means of plates *b b'* connected by a hinge-joint, plate *b* being screwed to the side of the baton, and *b'* provided with a hole, through which passes the rattle-wheel rod, and upon which rod the plate revolves in using the rattle. C C are stay-bars, the forward ends of which are screwed to the side of the baton, and the other ends are arranged to extend into the forward end of the handle, and provided with notches to receive the spring catches *c c*, which hold the baton in a straight position, as shown in Fig. 1. D is a rattle-wheel fastened upon the forward end of rod R, which extends through the handle and is provided at the other

end with a screw and nut, by means of which the wheel is securely held in place. The plate P upon the forward end of the handle is for supporting the spring catches, which are provided with a thumb-piece, *d*, by pressing upon which the catches are disengaged from the stays and the baton is allowed to drop down in the position to use the rattle, as seen in Fig. 2, the rattle-spring S being arranged to engage the arms of the rattle-wheel as the baton is revolved around the rod R. E is a chamber in the side of the baton, provided with a hinged lid, held by a spring catch, for inclosing the manacles F F, which are attached to the baton in recesses *c' c'* upon pivot-bolts, so that they can be readily opened out, as seen in Fig. 3, the supporting-arms of the manacles occupying in the raised position the recesses, so that the lid can be closed and fastened out of the way.

One jaw of each manacle is provided with a locking bolt, the end of which is flattened side-wise, and provided with shoulders to enter and fasten against the sides of a slot in the other jaw, the bolt being turned so as to lock and unlock the manacle by a key made to enter the countersink on the opposite side of the slot, with a notch on the end to fit over the flattened end of the bolt. The manacles are made with several joints, so that, when not in use, they may be readily adjusted in the chamber and inclosed by the lid out of the way when it is used as a baton, and are readily opened out in position to be used as manacles by springing open the lid and turning the chamber downward.

Claims.

What I claim, and desire to secure by Letters Patent, is—

1. The combination of the rattle devices D S R with the baton A, when arranged in relation to each other so that the baton can be secured in a straight rigid position to the handle by means of the plates *b* and *b'*, stays C C, and catches *c c*, substantially as described.

2. The combination of the chamber E with the police-baton A, for containing the manacles F F, substantially as described.

Witnesses

H. C. REICHARD.

THOMAS FOSTER,
J. W. CONRAD.