

J. MURDOCK.

Improvement in Apparatus for Steaming, Filtering, &c.

No. 116,083.

Patented June 20, 1871.

Fig. 1.

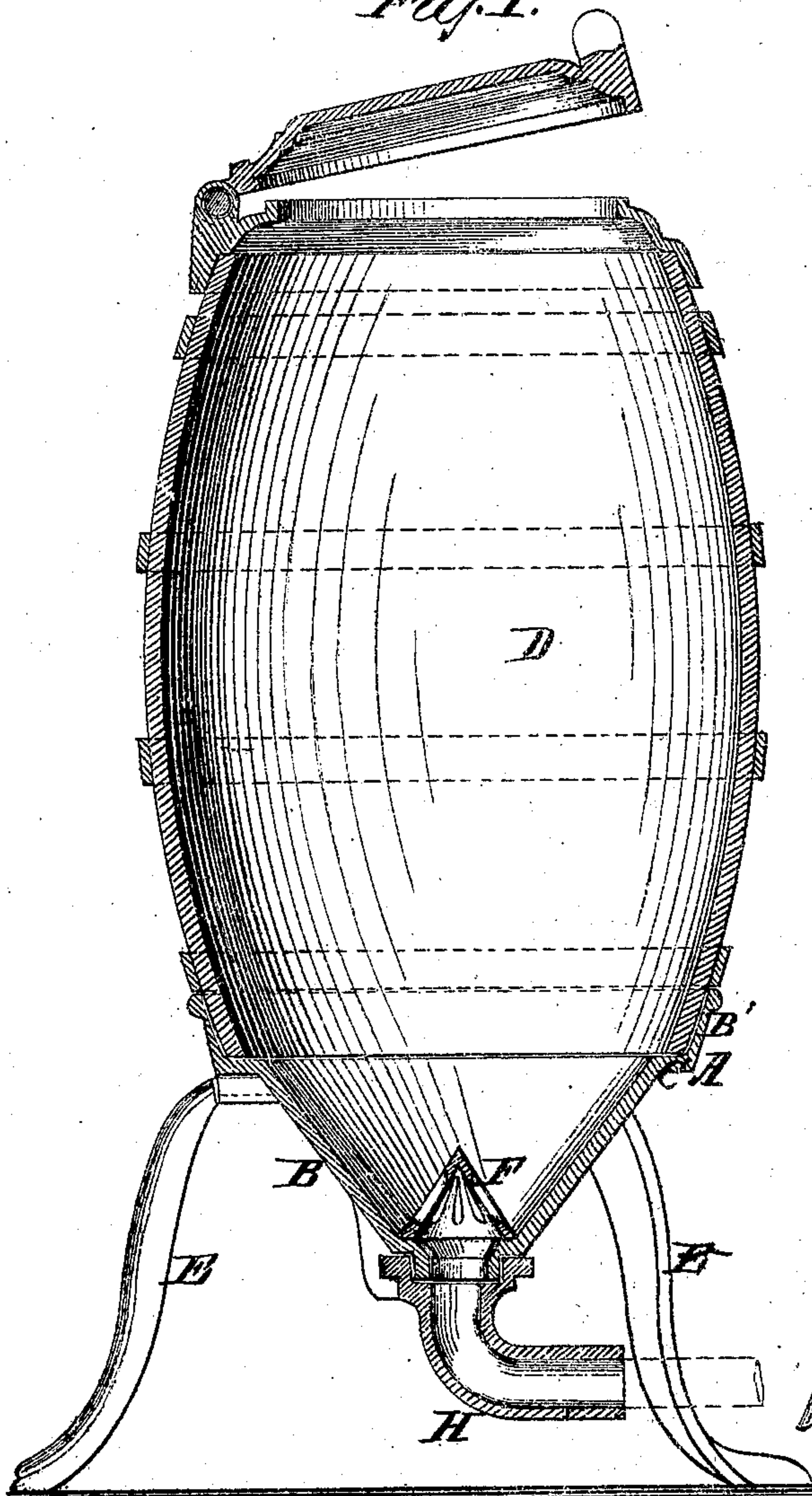


Fig. 2.

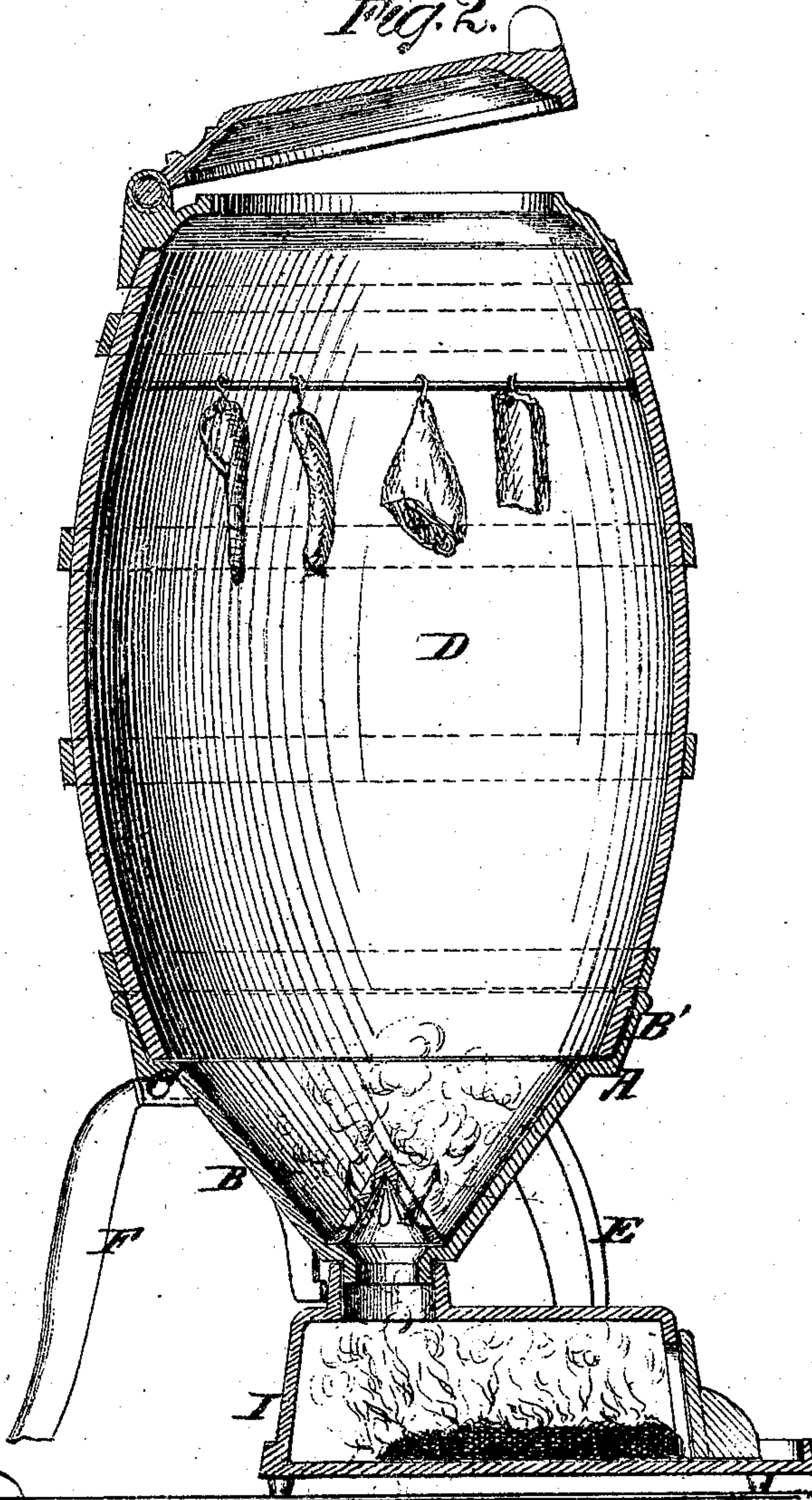
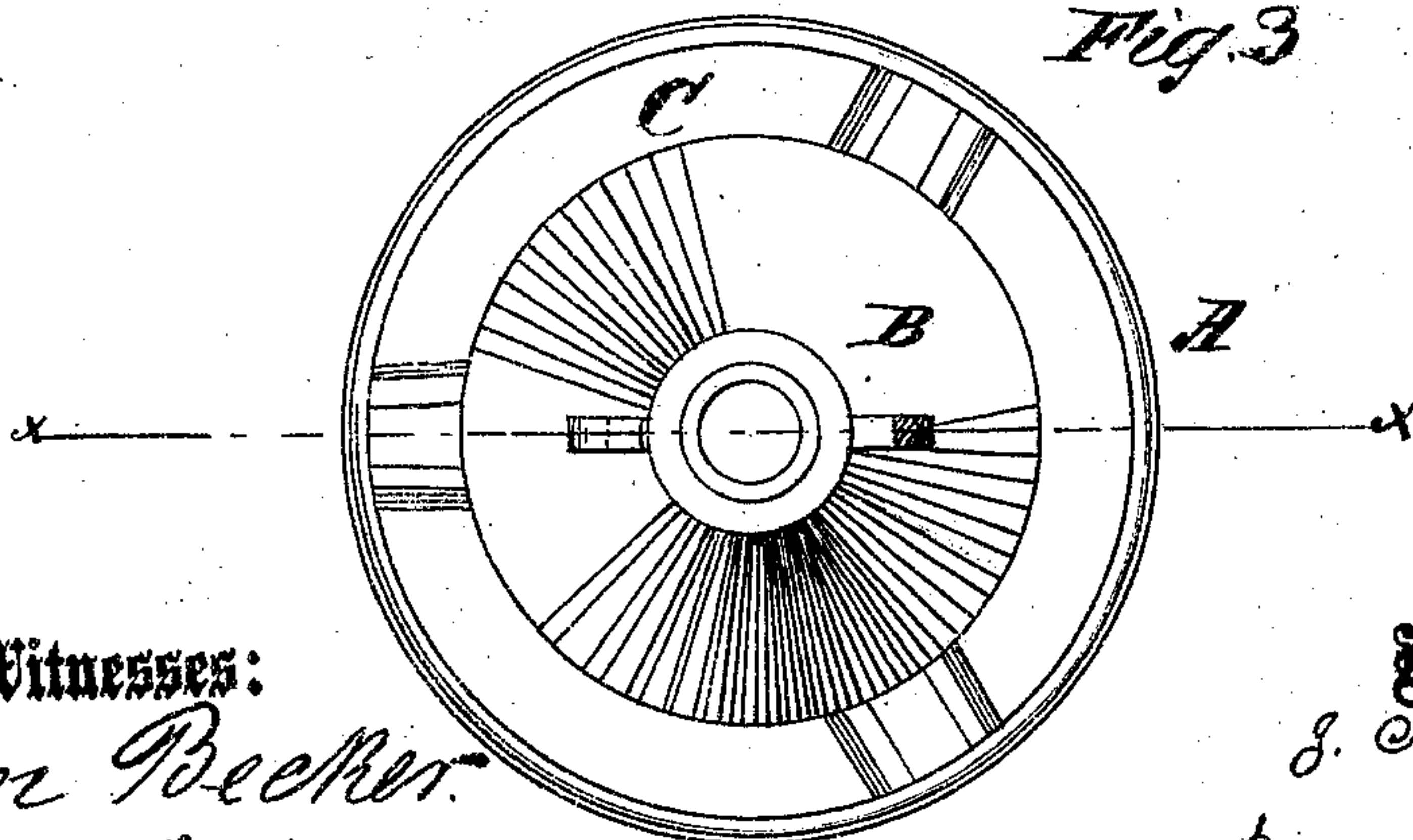


Fig. 3.



Witnesses:

John Beecher.  
Wm. H. C. Smith.

Inventor:

J. Murdock.

PER

*[Signature]*  
Attorneys.



# UNITED STATES PATENT OFFICE.

JOHN MURDOCK, OF SOUTH CARVER, MASSACHUSETTS.

## IMPROVEMENT IN APPARATUS FOR STEAMING, FILTERING, &c.

Specification forming part of Letters Patent No. 116,083, dated June 20, 1871.

*To all whom it may concern:*

Be it known that I, JOHN MURDOCK, of South Carver, in the county of Plymouth and State of Massachusetts, have invented a new and useful Improvement in a Stand for Steaming, Filtering, &c.; and I do hereby declare that the following is a full, clear, and exact description thereof, which will enable others skilled in the art to make and use the same, reference being had to the accompanying drawing forming part of this specification.

The object of this invention is to provide convenient and simple means for performing various operations in and around the household; and consists in a stand or receptacle elevated on legs, with a funnel-shaped bottom and flanged top, whereby it is adapted for various purposes, as will be hereinafter more fully described.

In the drawing, Figure 1 represents a vertical section of Fig. 3 taken on the line *xx*, representing the stand as supporting a filtering-cask. Fig. 2 is also a vertical section taken on the line *xx* of Fig. 3, showing the stand as arranged for supporting a cask for smoking meat. Fig. 3 is a view of the under side of the stand.

Similar letters of reference indicate corresponding parts.

A is the receptacle, the upper portion of which is surrounded by a slightly-flaring flange, B'. The lower portion is a funnel, B, leaving a flat surface, C, above the funnel and at the base of the flange on which the cask D rests. E represents the legs, which may be attached in any suitable manner to the under side of the horizontal space C. F is a perforated cone, which is placed loosely over the aperture or discharge-

orifice of the funnel. Filtering material is placed in the funnel in cleansing water. One or more casks or vessels may be fitted to the stand, as seen in the drawing, and used as occasion may require. In filtering or leaching the purified liquid or lye is discharged through the pipe H. Steam may be introduced through the pipe for cooking vegetables for feeding animals. I is a small stove connected with the funnel, as seen in Fig. 2, in which sawdust or other combustible material may be slowly burned for smoking meat in a cask, as seen in Fig. 2.

All the operations referred to have to be performed on the farm, and great inconvenience has been experienced for the want of a suitable stand on which to support barrels or vessels for these purposes. By my stand the barrel is suitably elevated and supported, and the processes named may be performed in the most convenient manner.

Having thus described my invention, I claim as new and desire to secure by Letters Patent—

1. The stand A, composed of the funnel B, flange B', and legs E, and either with or without the cone F and pipe H, substantially as and for the purposes herein shown and described.
2. The combination of the stand A and cask D, substantially as and for the purposes described.

The above specification of my invention signed by me this 3d day of March, 1871.

JOHN MURDOCK.

Witnesses:

GEO. W. MABEE,  
T. B. MOSHER.