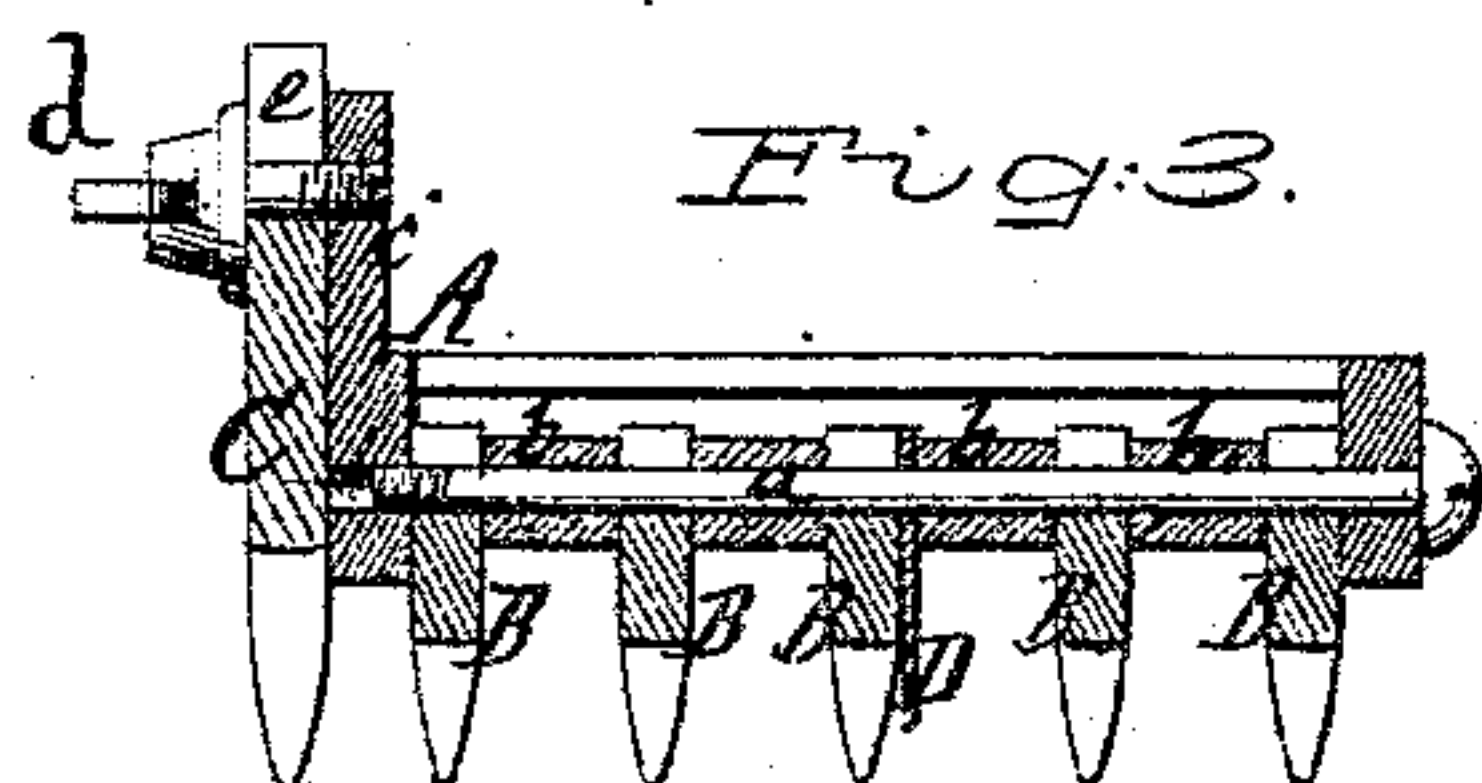
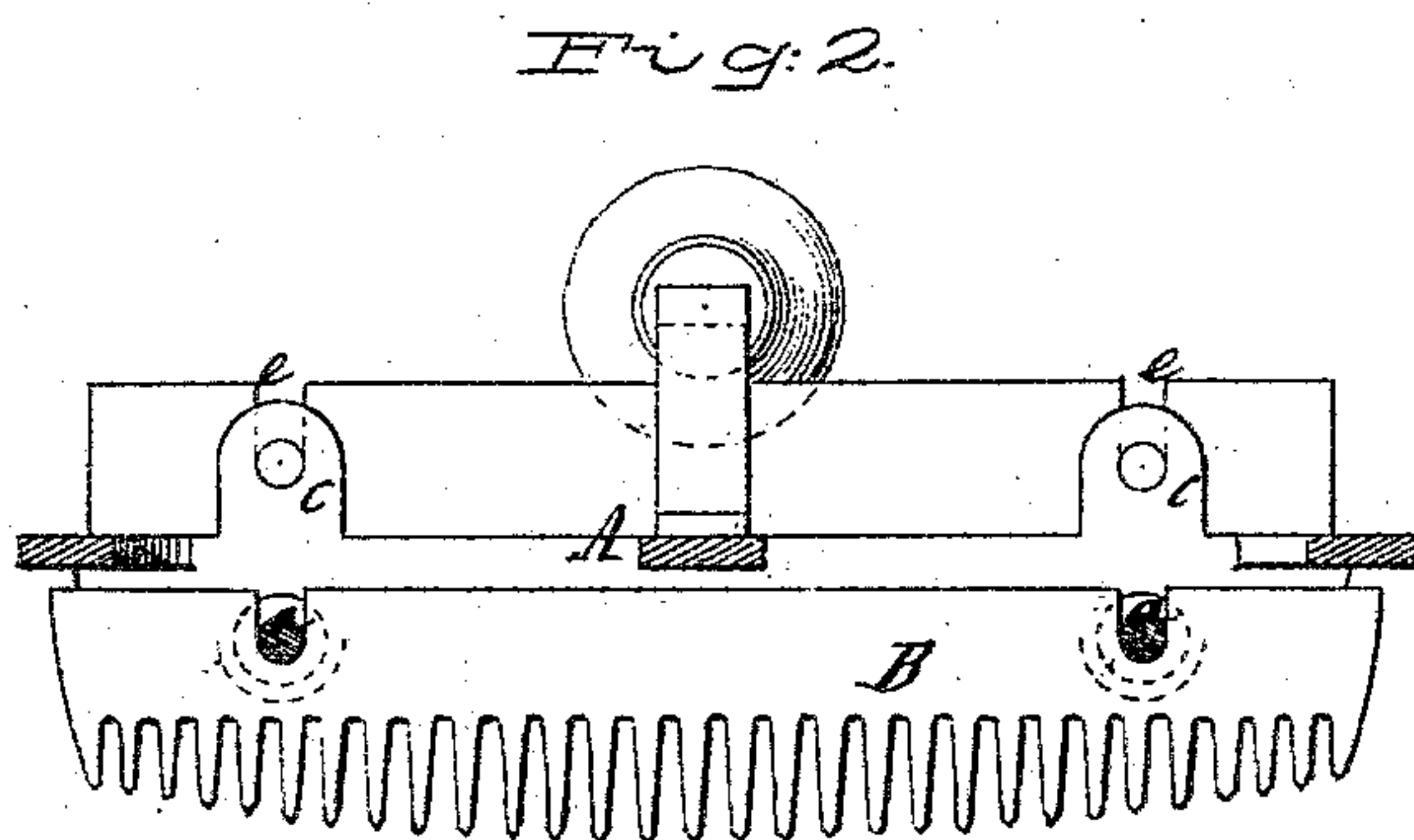
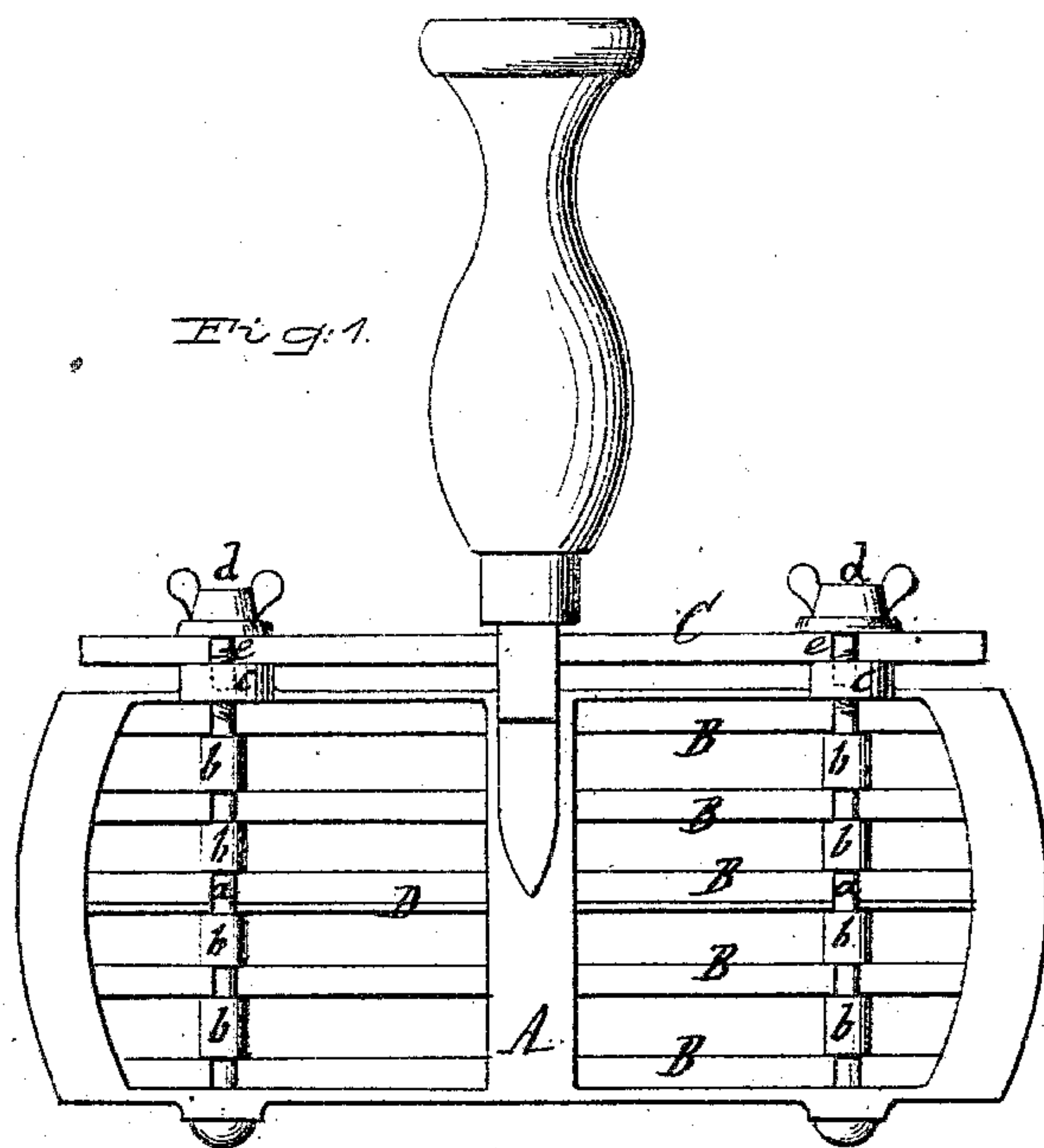


WILLIAM E. LAWRENCE.

Improvement in Curry Combs.

No. 115,743.

Patented June 6, 1871.



Witnesses.

E. J. Kastenhuber
J. Mahler

Inventor.

William E. Lawrence
per
Van Santvoord, Kauf
Attors

UNITED STATES PATENT OFFICE.

WILLIAM E. LAURENCE, OF NEW YORK, N. Y.

IMPROVEMENT IN CURRY-COMBS.

Specification forming part of Letters Patent No. 115,743, dated June 6, 1871.

To all whom it may concern:

Be it known that I, WILLIAM E. LAURENCE, of the city, county, and State of New York, have invented a new and useful Improvement in Curry-Combs; and I do hereby declare the following to be a full, clear, and exact description thereof, which will enable those skilled in the art to make and use the same, reference being had to the accompanying drawing forming part of this specification, in which drawing—

Figure 1 represents a plan or top view of this invention. Fig. 2 is a longitudinal vertical section of the same. Fig. 3 is a transverse section thereof.

Similar letters indicate corresponding parts.

This invention relates to a curry-comb with an open back, cast of malleable iron, brass, or other metal. In this back is secured a series of combs, of metal or other material, by means of screws which are tapped in one side of the back, and which pass through the combs, said combs being kept at the proper distances apart by tubular filling-pieces interposed between them. With the combs is combined a scraper (one or more) composed of a plain metal plate placed close to one of the combs, and supported by the same screws which support the combs, for the purpose of facilitating the combing operation.

In the drawing, the letter A designates the back of my curry-comb, said back being cast of malleable iron or other metal, open on top so as to render it as light as possible and to facilitate the operation of cleaning the combs. In this back are arranged the combs B, which are made of horn or of any other suitable material, but the teeth of which are cut sufficiently deep to prevent them from becoming choked by the dirt and hairs; and in order to preserve the requisite strength of the teeth I make the combs of thick places, chamfered off toward their points, as shown in Fig. 3. Said combs are supported by screws *a*, which pass loosely through one side of the back, and are tapped in the opposite side, (see Fig. 3,) those parts of the back which are to receive the screw-threads being made thicker than the adjoin-

ing parts to give a good hold to the screw. Between the combs I interpose tubular filling-pieces *b*, (see Figs. 1 and 3,) which are placed loosely on the screws *a*, and which serve to keep the combs the proper distance apart. After the combs and the filling-pieces have been arranged on the screws in the proper relation to each other the screws are drawn up tight, and by doing so the sides of the back A are drawn together, and the combs are firmly clamped between said sides and the filling-pieces. The combs are provided with slots, through which the screws *a* pass, so that each comb can be adjusted up or down at pleasure. From the front side of the back A extend two lugs, *c*, which are tapped to receive screws *d*, by means of which the front comb C is held in position. This comb is provided with slots *e* to receive the screws, so that it can be adjusted up or down; or, if desired, it can be readily taken off. With the combs B I have combined a scraper, D, which consists of a plain metal plate, situated close to one of the combs, and held in position by the screws *a* and filling-pieces *b*, like the combs. One or more scrapers may be used.

By casting the back A and making it open it can be made very cheap and light; and, furthermore, the dirt can easily be removed from between the combs. The cast-metal back is strong and durable, and it can be made with or without the front comb C.

What I claim as new, and desire to secure by Letters Patent, is—

1. The combination of the combs B, rods *a*, and sleeves B, with the open cast-metal back A, all constructed as herein shown and described.

2. The open cast-metal back A, having the lugs *c* cast thereon to receive the front comb C, which is supported by and clamped to said lugs by the screws *d*, as herein shown and described.

WILLIAM E. LAURENCE.

Witnesses:

W. HAUFF,

E. F. KASTENHUBER.

pieces