

GEORGE HARTZELL & JOHN P. REIFSNEIDER.

Improvement in Bed-Lounges.

No. 115,732.

Patented June 6, 1871.

Fig. 1.

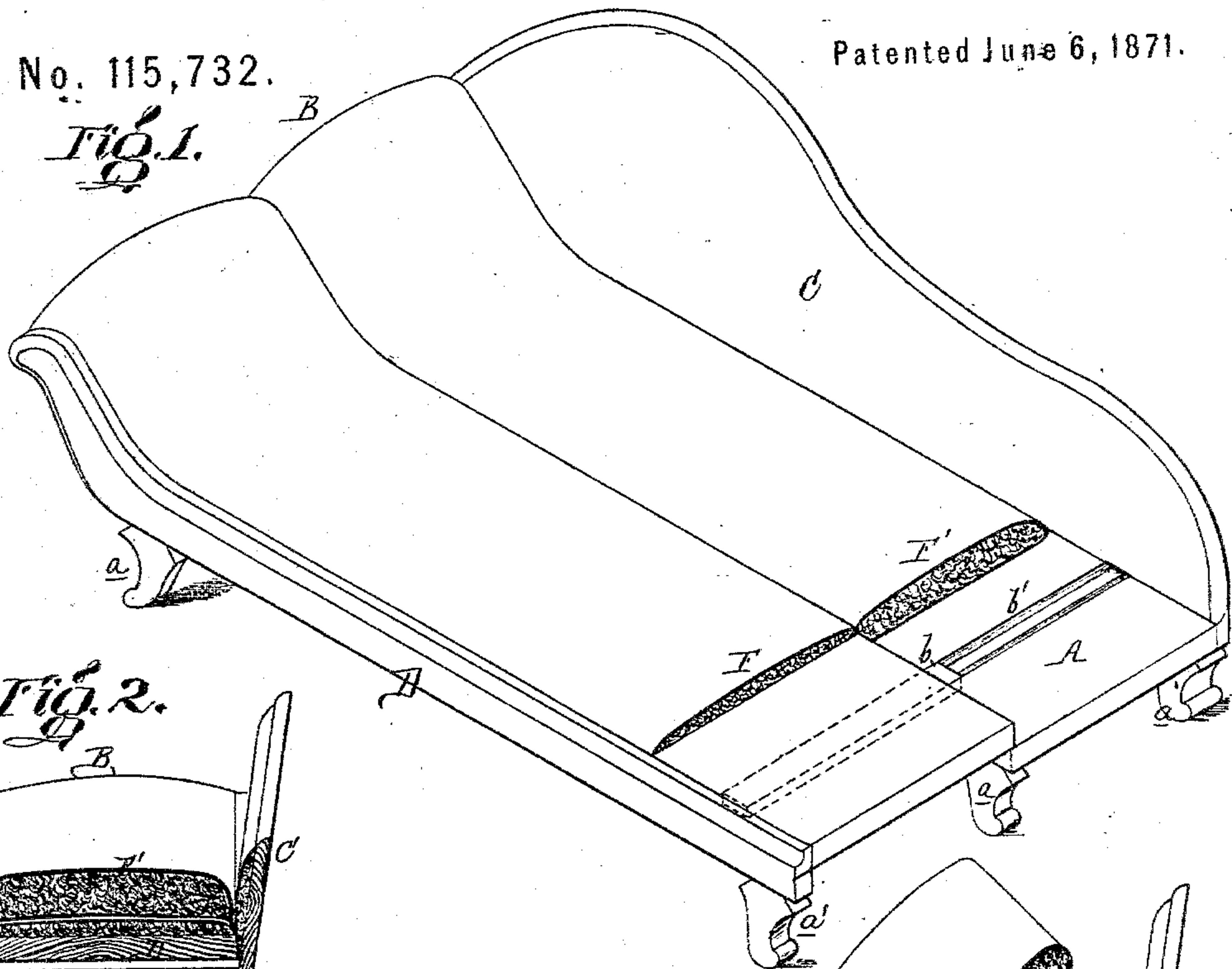


Fig. 2.

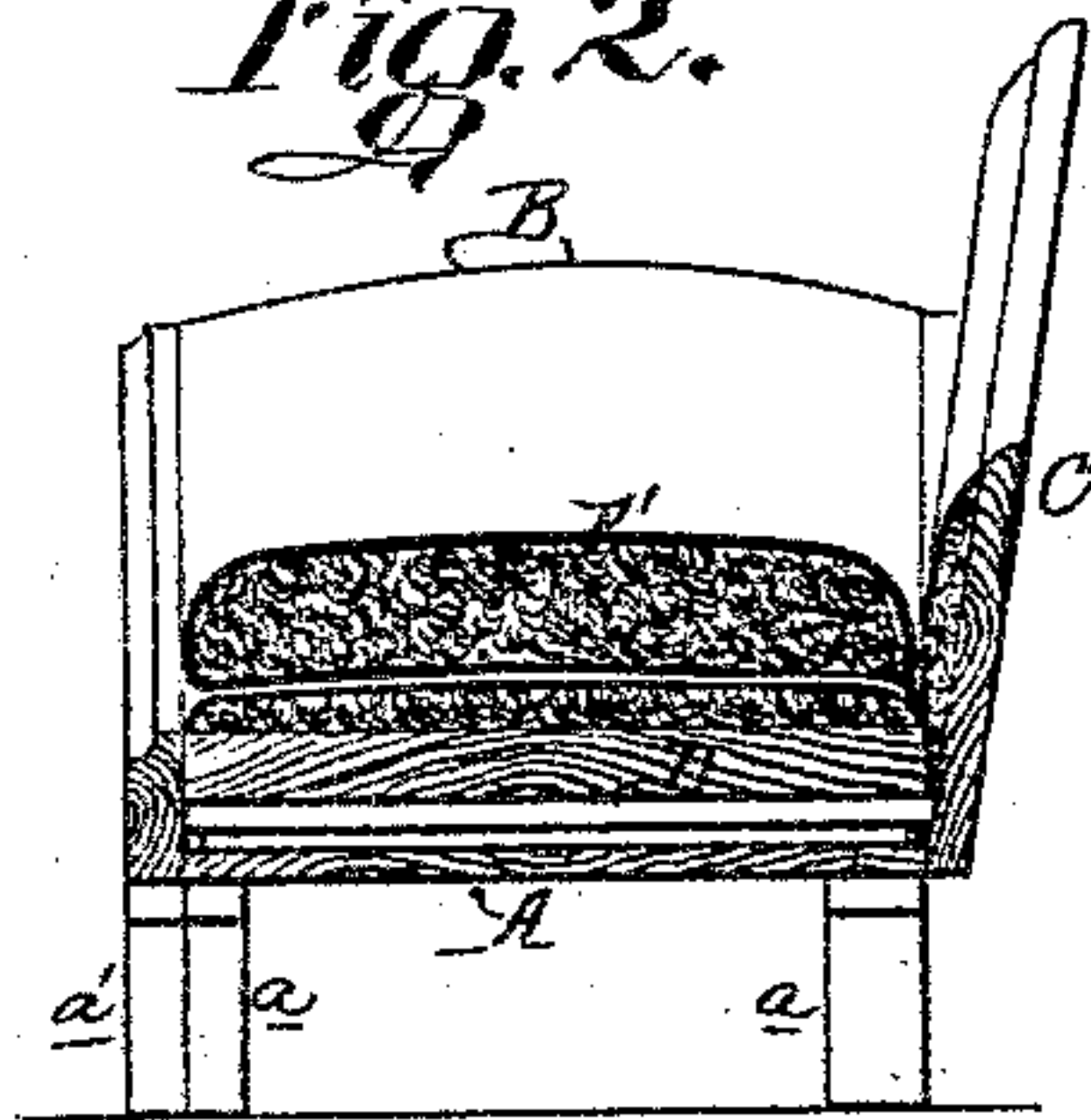


Fig. 3.

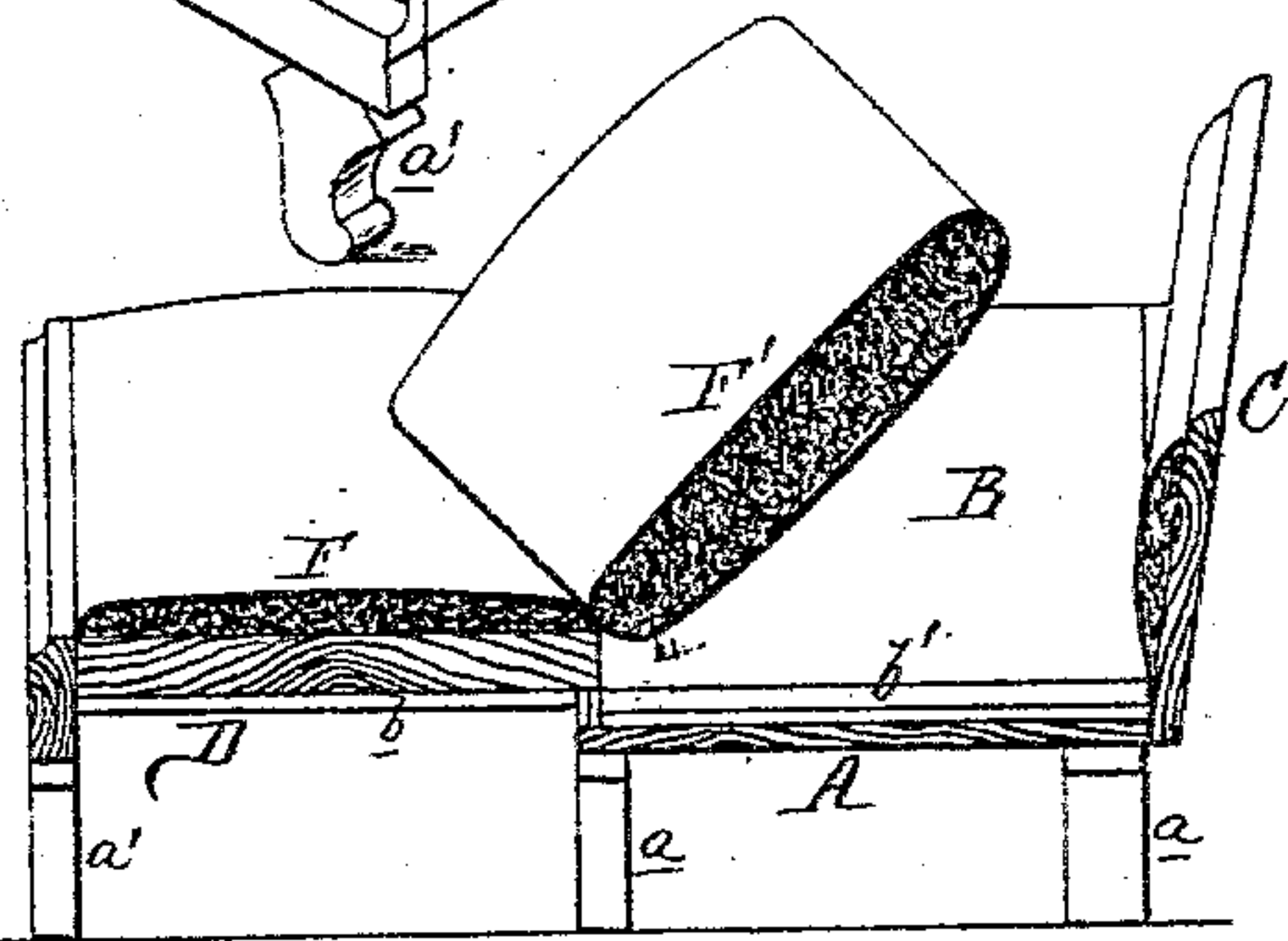


Fig. 4.

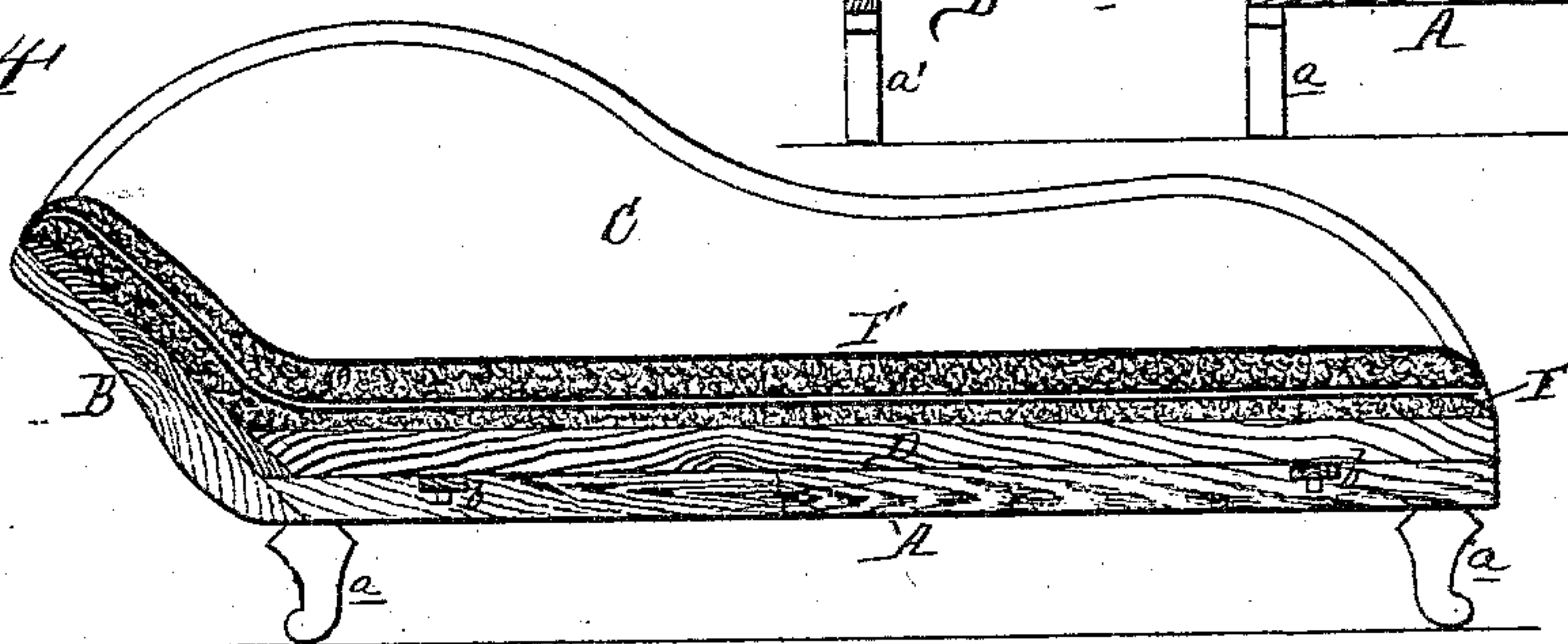
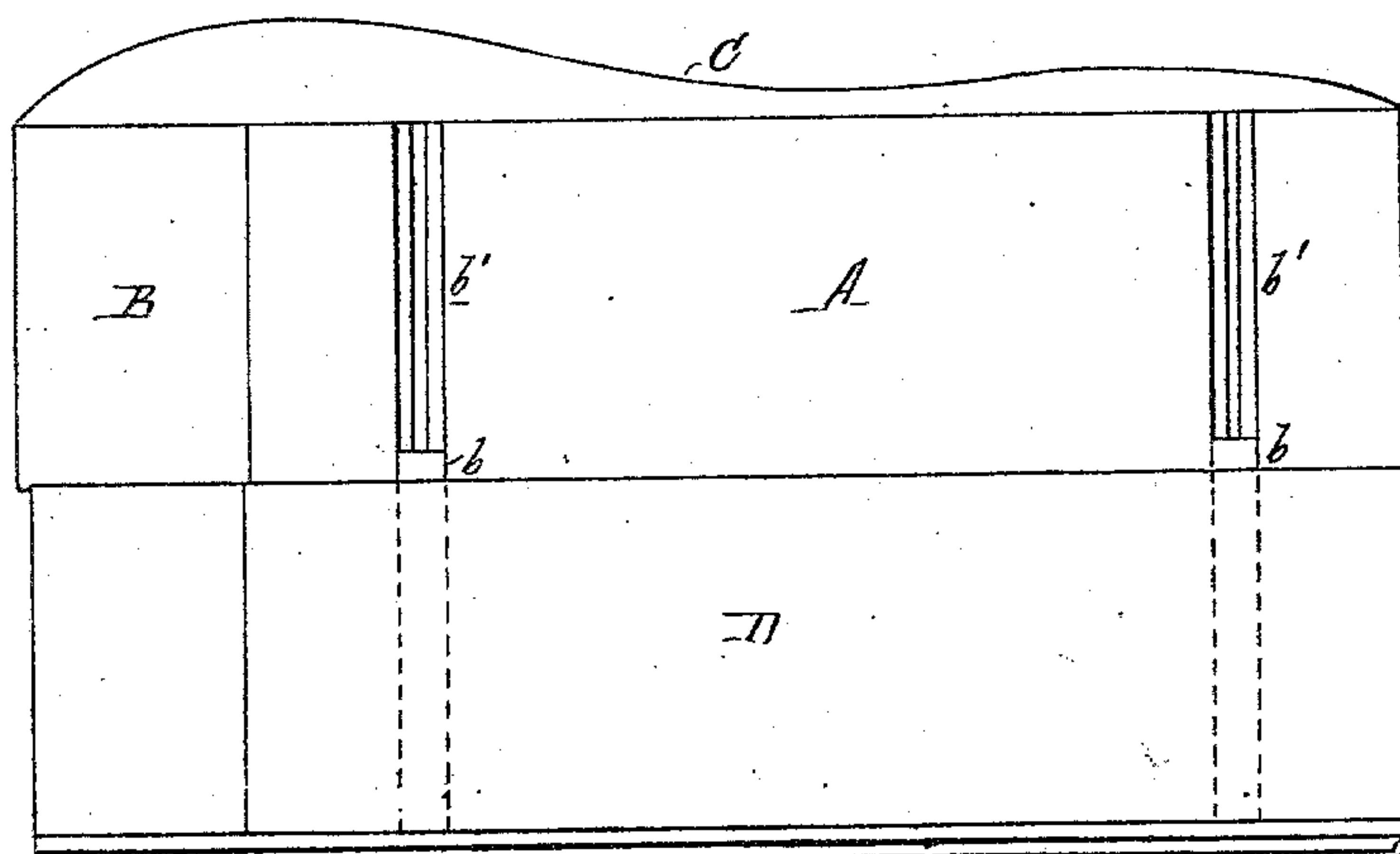


Fig. 5.



Witnesses { Jno. B. Harding  
Hiram Smith

G. Hartzell and J. P. Reifsnider  
by their atty. Howard and Son



# UNITED STATES PATENT OFFICE.

GEORGE HARTZELL AND JOHN P. REIFSNEIDER, OF PHILADELPHIA, PA.

## IMPROVEMENT IN BED-LOUNGES.

Specification forming part of Letters Patent No. 115,732, dated June 6, 1871.

We, GEORGE HARTZELL and JOHN P. REIFSNEIDER, of Philadelphia, county of Philadelphia, State of Pennsylvania, have invented certain Improvements in Bed-Lounges, of which the following is a specification.

### *Nature and Object of the Invention.*

My invention consists in the combination with a lounge of a laterally-sliding cushioned frame, provided with feet for the support of its outer edge, and having an inclined end adapted to the arm, and a supplementary folding and flexible cushion so attached at its inner edge that it can be thrown over onto the frame or onto the seat and arm of the lounge, and will adapt itself to the same, all as fully described hereafter.

### *Description of the Accompanying Drawing.*

Figure 1 is a perspective view of my improved bed-lounge; Figs. 2 and 3, transverse sections of the same; Fig. 4, a longitudinal section; and Fig. 5, a plan view.

### *General Description.*

The lounge proper consists of a frame or seat, A, inclined upward at one end to form an arm, B, and having secured to its rear edge the usual back piece C, the whole being supported by four feet, *a a a a*. A frame, D, of the same size and shape as the seat A and arm B combined, is adapted to the said seat and arm, and is attached to the same by transverse strips *b b* on its under side, fitted to corresponding transverse guiding-grooves *b'*, formed in the seat A. The said frame is prevented from being entirely withdrawn from the seat by stops at the ends of the guiding-grooves, and it is supported, when drawn outward, as shown

in Fig. 1, by supplemental feet *a'*, with which the said frame is provided on its outer edge, the said feet, when the frame is pushed inward, lying close up to the feet *a* of the lounge and being thus partially concealed from view. The frame D is upholstered throughout, or has a cushion, F, secured to it, and to the inner end of this cushion is attached a somewhat thicker folding cushion, F'. This latter cushion, when the frame is pushed inward over the seat and arm of the lounge, is folded down upon the cushion F, as shown in Figs. 2 and 4; but when the frame D is drawn outward from the lounge, as shown in Figs. 1, 3, and 5, the said cushion F is thrown over onto the seat A and arm B of the lounge, so as to form with the cushion F a continuous upholstered bed or couch with an inclined upholstered head.

### *Claim.*

The frame A, its inclined arm B, and back C, in combination with the frame D, also having an inclined end and sliding on the frame A, and with a cushion, consisting of two sections, F and F', hinged together, the section F being secured to the frame D and the section F' being thicker than the section F and flexible, so that when turned over it will adapt itself to the frame A and its inclined arm B and form a continuous couch, as specified.

In testimony whereof we have signed our names to this specification in the presence of two subscribing witnesses.

GEORGE HARTZELL.

JOHN P. REIFSNEIDER.

Witnesses:

JNO. B. HARDING,

F. B. RICHARDS.