

DAVID C. BAUGHMAN.

Improvement in Thrashing Machines.

No. 115,679.

Patented June 6, 1871.

Fig 1

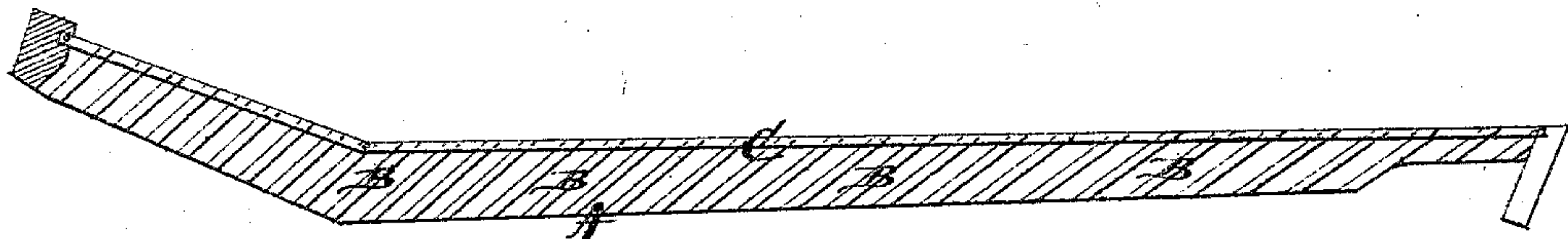


Fig 2

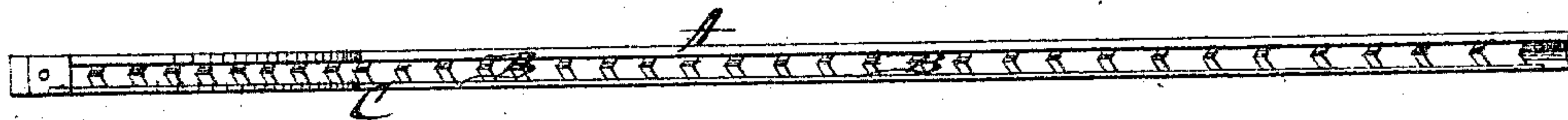
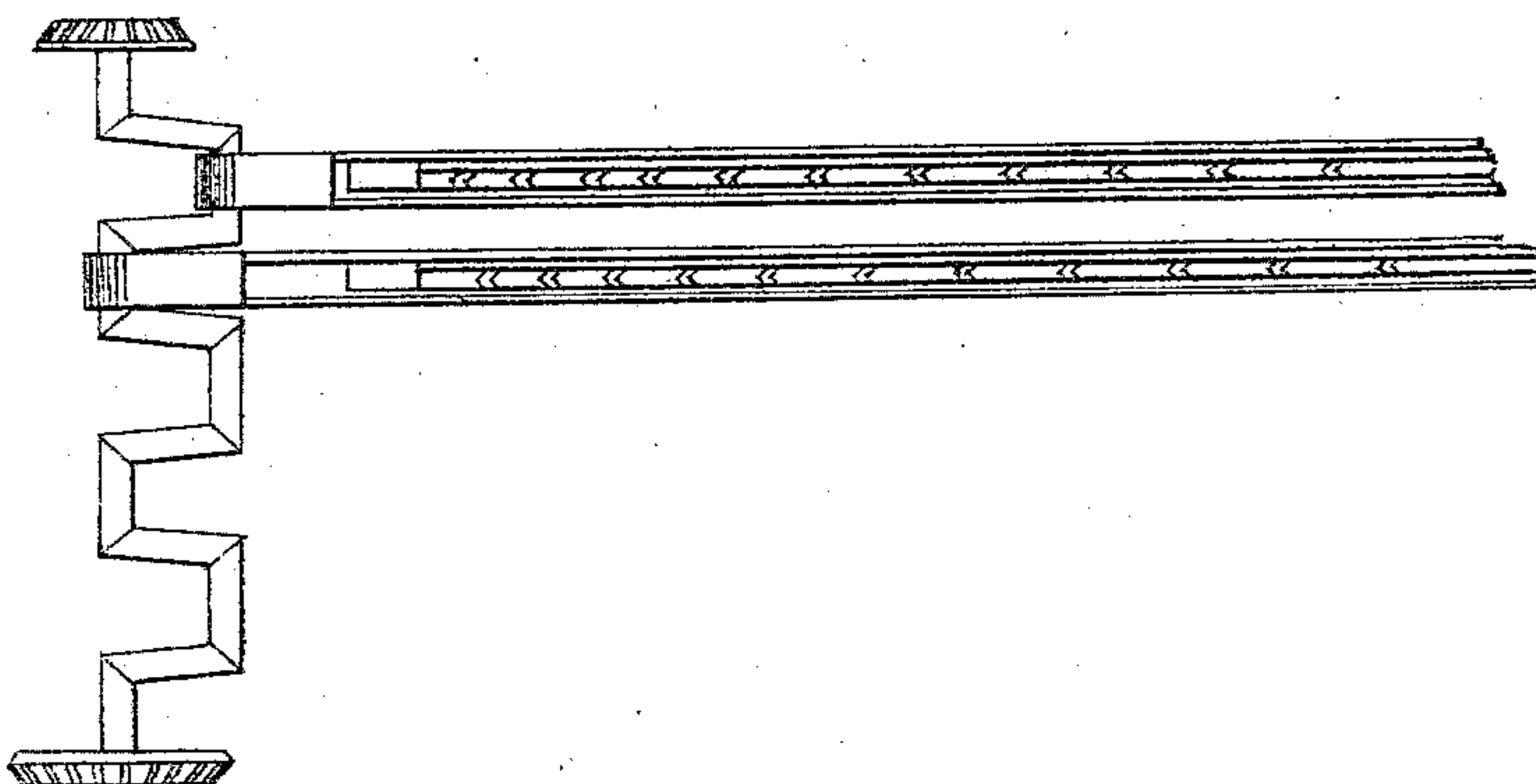


Fig 3



Witnesses.

C. L. Stewart.  
Jas. E. Hutchinson

Inventor.

David C. Baughman  
per  
Alexander Mason

Atty.

# UNITED STATES PATENT OFFICE.

DAVID C. BAUGHMAN, OF TIFFIN, OHIO.

## IMPROVEMENT IN THRASHING-MACHINES.

Specification forming part of Letters Patent No. 115,679, dated June 6, 1871.

*To all whom it may concern:*

Be it known that I, DAVID C. BAUGHMAN, of Tiffin, in the county of Seneca and in the State of Ohio, have invented certain new and useful Improvements in Thrashing-Machines; and do hereby declare that the following is a full, clear, and exact description thereof, reference being had to the accompanying drawing and to the letters of reference marked thereon making a part of this specification.

The nature of my invention consists in the construction and arrangement of a stationary cleated bar to be placed between the toothed bar or rake-bars of a thrashing-machine, as will be hereinafter more fully set forth.

In order to enable others skilled in the art to which my invention appertains to make and use the same, I will now proceed to describe its construction and operation, referring to the annexed drawing, in which—

Figure 1 is a side view, and Fig. 2 a plan view. Fig. 3 shows the position of the bars in the machine, with the reciprocating rake-teeth on each side thereof.

A represents a bar of suitable length, having one end bent upward, as shown in Fig. 1. On one side of the bar A is placed a series of cleats, B B, in an inclined position, forming, as it were, inclined grooves or passages. The upper ends of the cleats B B are grooved, as

shown in Fig. 2, and along the outer side, near or at the upper edges, is secured a wire or metallic strip, C. One of these bars is placed in each space between the reciprocating toothed bars of the straw-carriers of thrashing-machines. These bars are deep or wide enough so that the toothed bars will not drop below them when passing backward so as to allow the straw to slip through and under them. The metal strip or wire and the groove on the upper ends of the cleats permit the straw to slide upward and the grain to drop down without obstruction.

Having thus fully described my invention, what I claim as new, and desire to secure by Letters Patent, is—

In combination with the reciprocating rake-bars in a thrashing-machine, the bar A, constructed as shown, and provided with inclined cleats B B, grooved on their upper ends, and with the wire or metallic strip C, substantially as and for the purposes herein set forth.

In testimony that I claim the foregoing I have hereunto set my hand this 17th day of March, 1871.

DAVID C. BAUGHMAN.

Witnesses:

A. H. BYERS,  
H. E. THOMPSON.