


H. LAURENCE.

Improvement in Dental-File Holders and Polishers.

No. 115,070.

Patented May 23, 1871.


*Fig. 1.*




*Fig. 2.*



*Fig. 3.*



*Fig. 4.*



Witnesses:

*W. Hamilton Johnson*  
*C. A. Dick*

Inventor:

*Henry Lawrence*  
By his Attorneys.  
*Apperman & Johnson*

# UNITED STATES PATENT OFFICE.

HENRY LAURENCE, OF NEW ORLEANS, LOUISIANA.

## IMPROVEMENT IN DENTAL FILE-HOLDERS AND POLISHERS.

Specification forming part of Letters Patent No. 115,070, dated May 23, 1871.

I, HENRY LAURENCE, of New Orleans, in the parish of Orleans and State of Louisiana, have invented a new and useful Dental File-Holder and Polisher, of which the following is a specification:

My invention relates to an instrument used for filing and polishing the approximal or other surfaces of teeth or fillings; and it consists in constructing the shank of the handle of the instrument with a fixed and an adjustable jaw, placed at such an angle with the shank as to hold the file or tool in the most desirable position for use, and controlling the adjustment of the movable jaw to receive and hold files or polishers of different thickness, by extending the shank of said movable jaw through an opening in the handle to receive an adjusting-nut.

By this improvement a single handle can be easily adapted to receive different sizes and shapes of tools for either filling or polishing, thereby avoiding the expense of separate holders for each tool.

The accompanying drawing represents elevations and a sectional view of the instrument, in which—

A is the handle, having a hollow shank, B, secured thereto in any suitable manner. The end of the shank is provided with a jaw, *a*, projecting therefrom at an angle of about thirty degrees. The handle of the instrument is hollow to form a continuation of the tubular shank, and within this shank and handle I arrange a screw-stem, C, which carries at one end a jaw, *b*, the counterpart of the fixed jaw *a*, and maintaining therewith the same angle, so that when the two are brought together they will form a clamp and hold the tool

between them. The other end of the screw-stem C extends beyond the end of the handle A to receive a screw-nut, *c*, which acts against the end of the handle when turned to draw in the movable jaw to clamp the tool, and by releasing the nut to open the jaw *b* to remove the tool.

In this way I obtain an adjustable holder for dental instruments capable of adaptation not only for the thickest and thinnest files, but for tools for polishing the surfaces of teeth or fillings.

The angles of the jaws are such that in their adjustment they move parallel to each other, and their contiguous faces may be rasped or hollowed so as to grasp and hold the tool firmly at such an angle to the handle as will afford great convenience for manipulation.

The instrument may be made of steel or other suitable metal, or of a combination of different materials.

I do not confine myself to the means for adjusting the movable jaw, nor their location at the end of the handle, as such adjusting and clamping means may be arranged on the side of the handle; but I prefer the arrangement shown and described.

Having described my invention, I claim—

The dental file-holder, as an article of manufacture, constructed as described, viz., with a fixed and a movable jaw, tubular shank, and thumb-screw *c*, the jaws being adapted to hold a file, as shown.

HENRY LAURENCE.

Witnesses:

J. A. DE HART,

EDWARD J. DE HART.