

W. F. HOLSKÉ.
 Improvement in the Construction of Hollow Vessels.
 Patented May 23, 1871.
 No. 115,056.

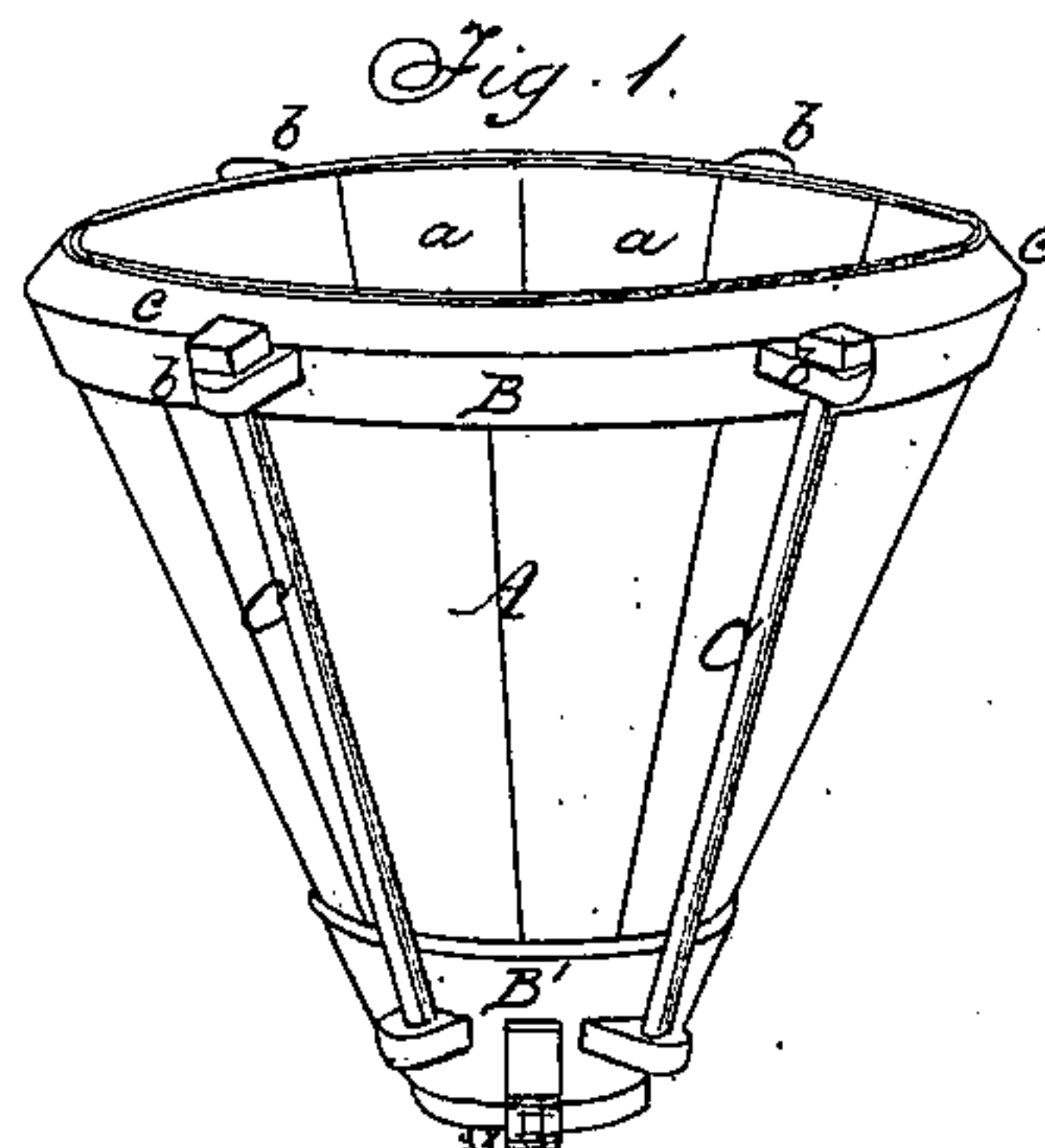


Fig. 2

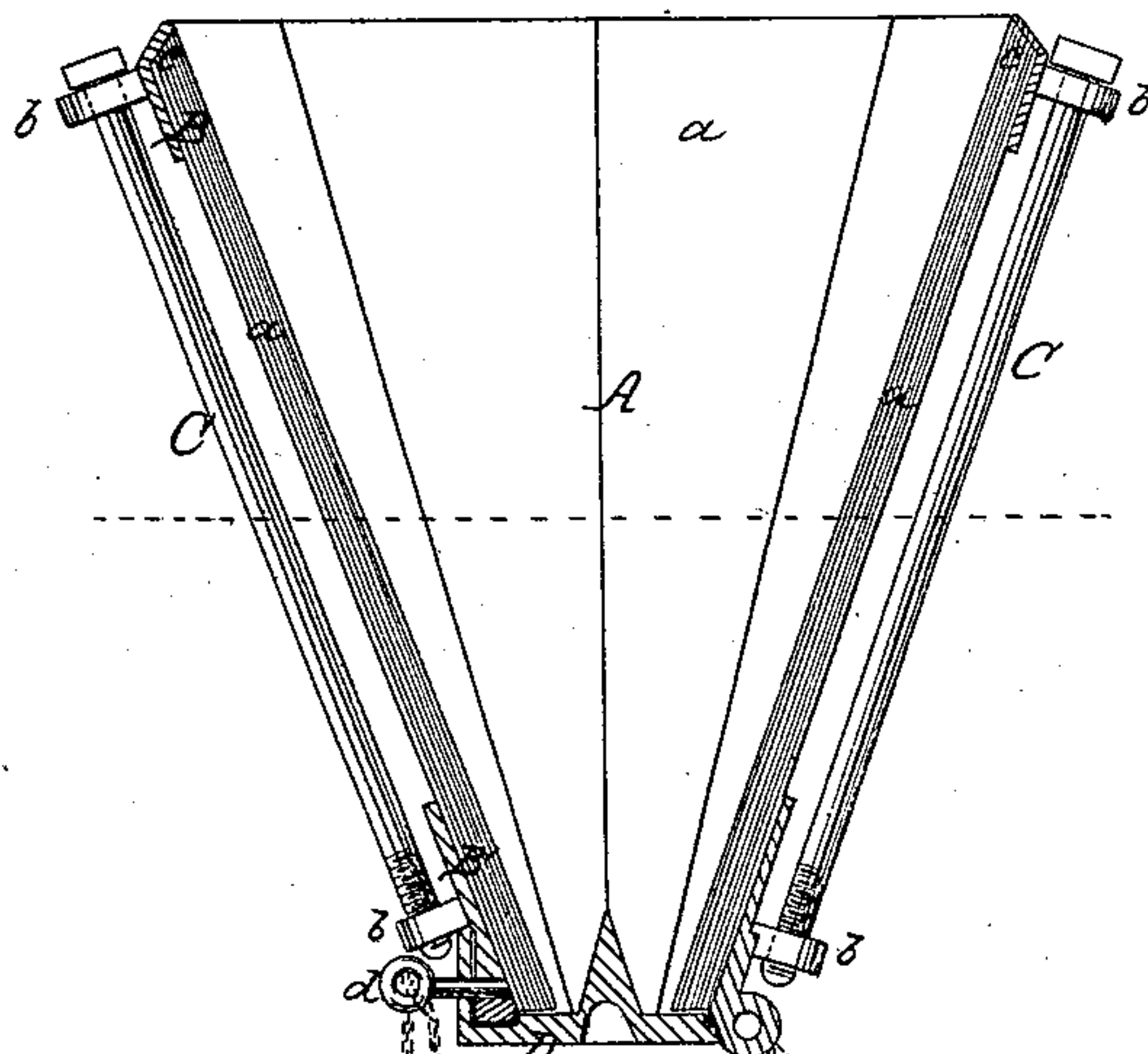
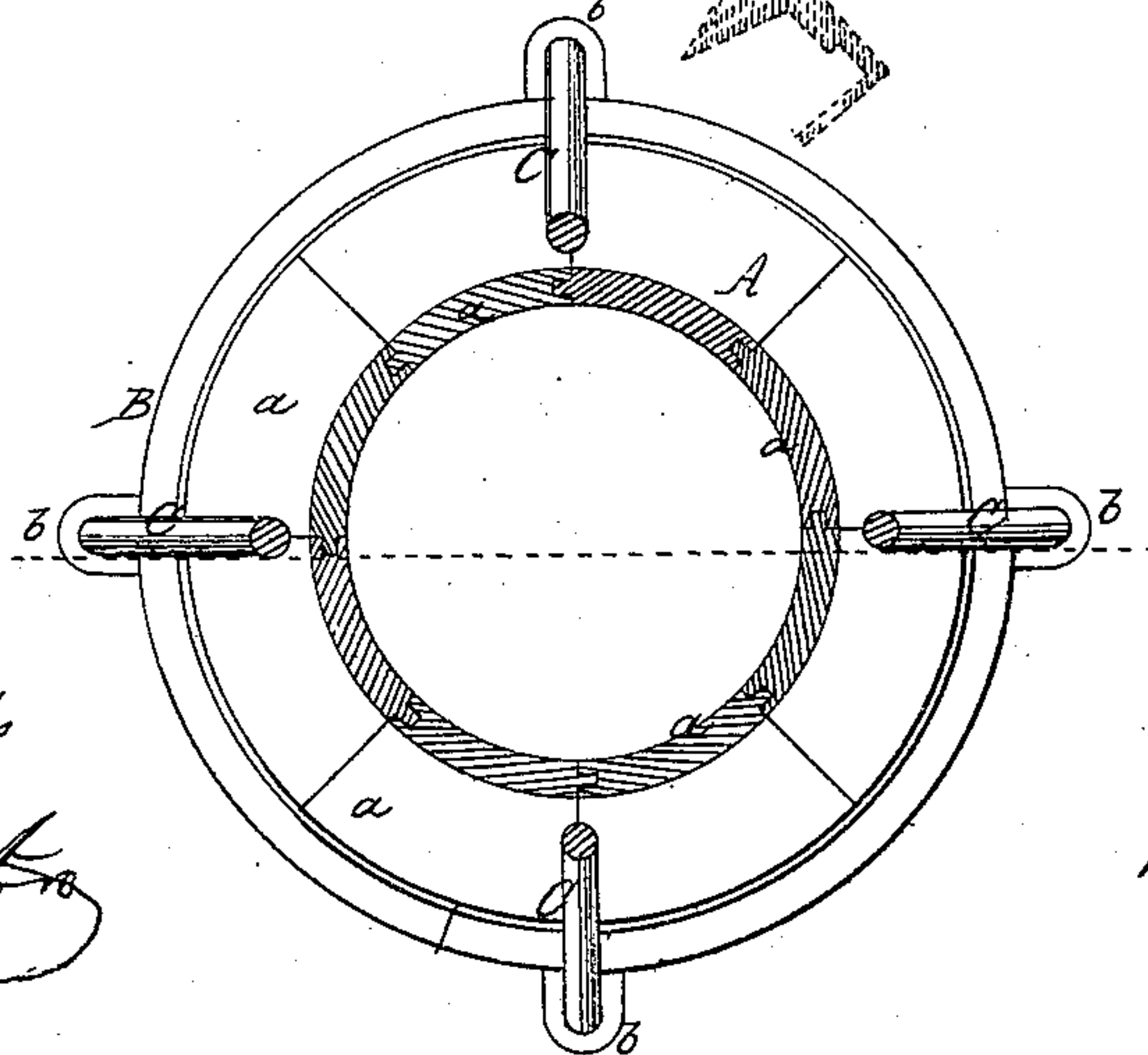


Fig. 3.



WITNESSES.

Alex. L. Roberts

J. M. Covington

INVENTOR.

Wm. F. Holské

per Munn & Co.

Attorneys

UNITED STATES PATENT OFFICE.

WILLIAM F. HOLSKE, OF NEW YORK, N. Y., ASSIGNOR TO HIMSELF AND
A. E. BEACH, OF SAME PLACE.

IMPROVEMENT IN THE CONSTRUCTION OF HOLLOW VESSELS.

Specification forming part of Letters Patent No. 115,056, dated May 23, 1871.

To all whom it may concern:

Be it known that I, WILLIAM F. HOLSKE, of the city, county, and State of New York, have invented a new and useful Improvement in the Construction of Hollow Vessels and Barrels, such as sugar-molds; and I do hereby declare that the following is a full, clear, and exact description thereof, which will enable others skilled in the art to make and use the same, reference being had to the accompanying drawing forming a part of this specification.

This invention relates to the construction of all kinds of hollow vessels, particularly barrels and conical vessels, such as sugar-molds of the class that is composed of staves or bars of wood or other material; and my invention consists in the employment, in connection with the bars or staves, of two or more girdles and adjusting devices, so constructed and arranged that the bars or staves may be tightly clamped together or readily loosened and separated for repair.

Referring to the drawing which forms a part of this specification, Figure 1 is a perspective view of a hollow vessel, in the form of a sugar-mold, made according to my invention. Fig. 2 is a side sectional elevation of the same. Fig. 3 is a horizontal sectional plan view.

Similar letters of reference indicate corresponding parts.

A is the body of the vessel, composed of the bars or staves *a* of wood, metal, or other suitable material. The edges of the staves may be tongued or grooved, as shown. The larger end of the body A is encompassed by an angular girdle, B. Attached and projecting from the exterior of the girdles are ears or lugs *b*, through which pass the clamping-screw bolts C. The lugs are provided with screw-threads, so that when the heads of the screw-bolts are turned the girdles B B will be drawn

toward each other, by which movement the staves will be compressed together. In order to loosen and separate the staves it is only necessary to unscrew the bolts C. The upper portion of the upper girdle B is beveled inwardly, as shown at *c*, and the upper ends of the staves are cut upon a level correspondent to *c*. The clamping-bolts C, as before mentioned, serve to draw the girdles B B toward each other, which causes the leveled portion *c* of the upper girdle to descend upon the beveled ends of the staves and force them together. The same action of the bolts C also causes the lower girdle to rise upon the exterior of the staves, thus forcing their lower portions together. Any suitable number of clamping-bolts and girdles may be employed. When desired, the lower end of the mold may be closed by means of a valve, D, hinged or otherwise secured to the girdle B or to the staves. The valve may be kept in a closed position by means of a fastening-pin, *d*, or other suitable device.

I do not limit or confine myself to the form of the vessel, nor to the arrangement of any of the parts herein described, as they may be varied without departing from my invention.

Having thus described my invention, what I claim as new, and desire to secure by Letters Patent, is—

1. In the construction of hollow vessels, the combination of the girdles B and the clamping-rods C with the bars or staves *a*, substantially as described.

2. The valve D, constructed and operating as described.

The above specification of my invention signed by me this 28th day of March, 1868.

WM. F. HOLSKE.

Witnesses:

ALEX. F. ROBERTS,
J. M. COVINGTON.