

WILLIAM J. FRYER, Jr.

Improvement in Molders' Slickers.

No. 115,049.

Patented May 23, 1871.

Fig. 1.

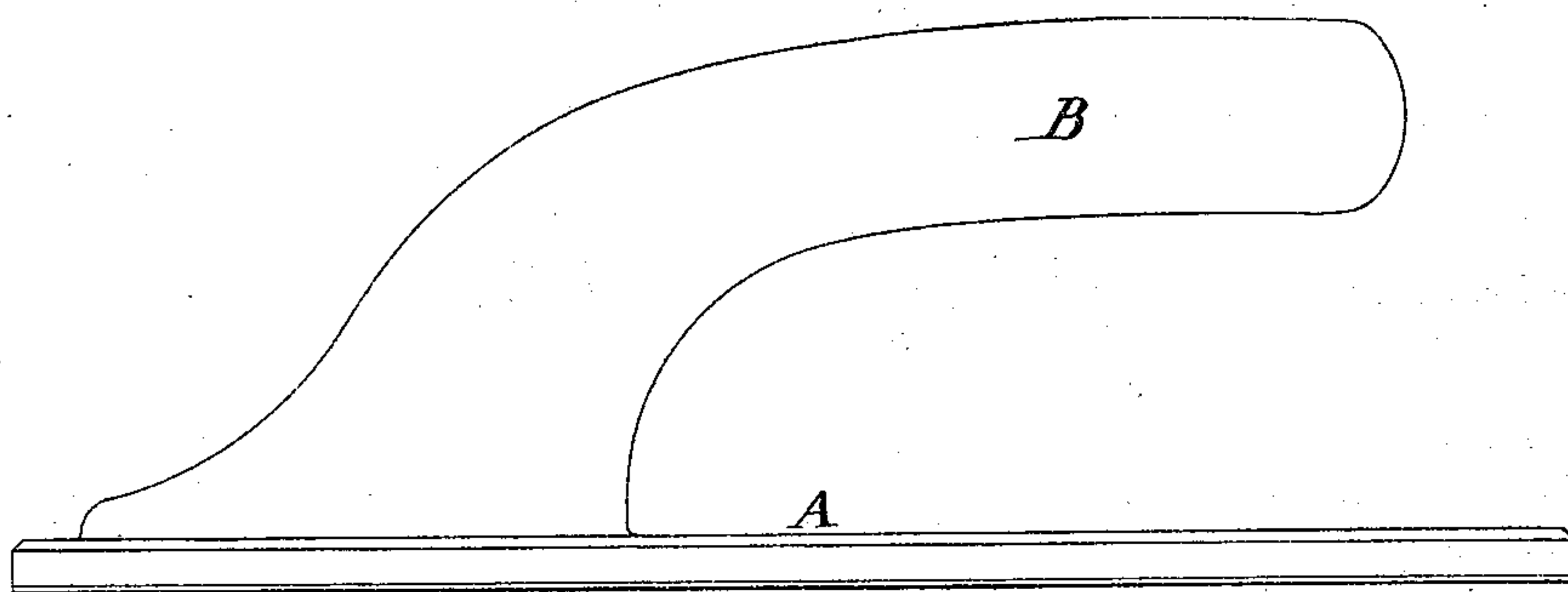


Fig. 2.

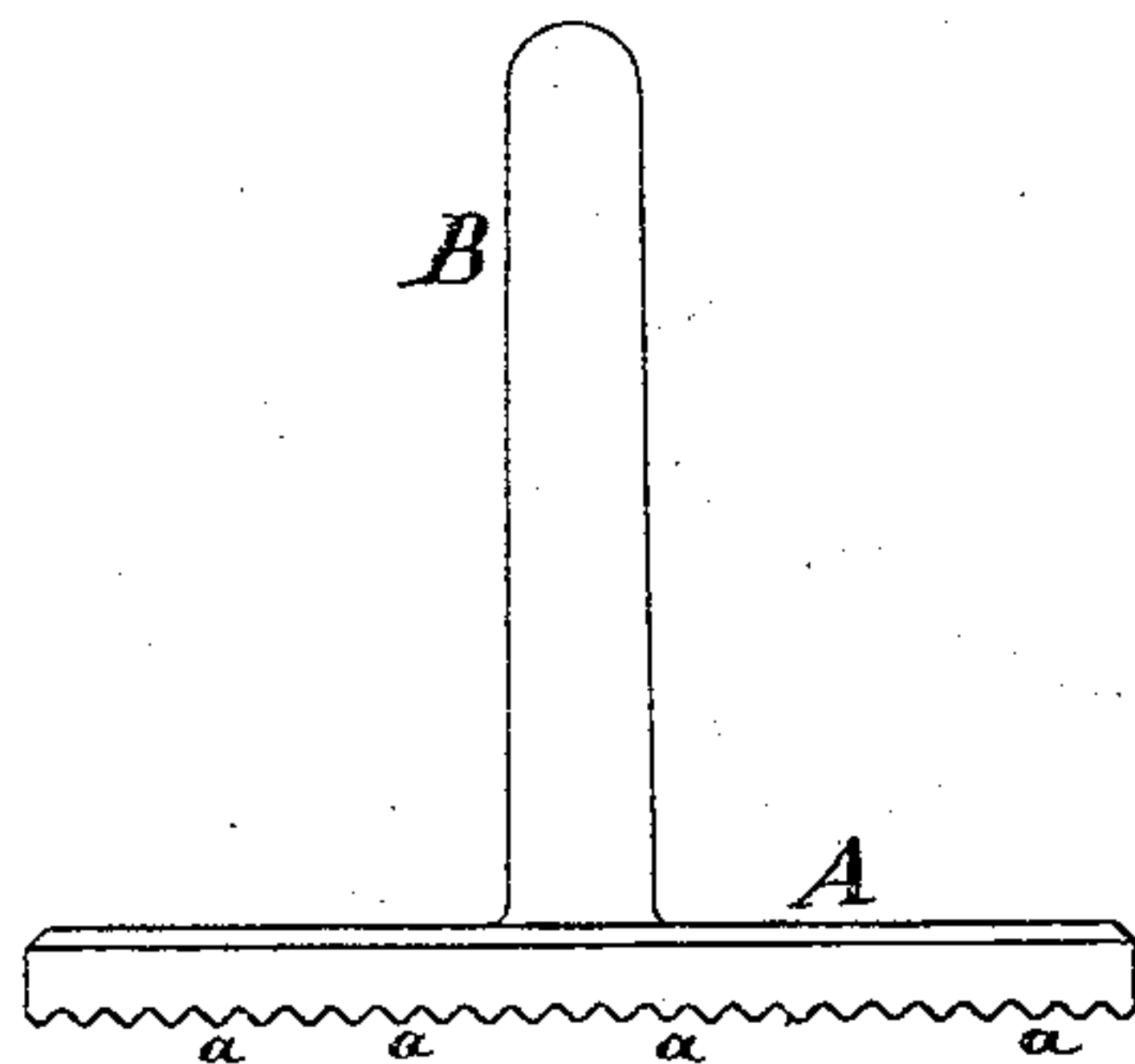



Fig. 3.



WITNESSES:

A. Hoermann.
L. C. Livings

INVENTOR:

W. J. Fryer, Jr.
by his attorney
J. H. Watson

UNITED STATES PATENT OFFICE.

WILLIAM J. FRYER, JR., OF NEW YORK, N. Y.

IMPROVEMENT IN MOLDERS' SLICKERS.

Specification forming part of Letters Patent No. 115,049, dated May 23, 1871.

To all whom it may concern:

Be it known that I, WILLIAM J. FRYER, JR., of the city and county of New York, State of New York, have invented a certain new and Improved Slicker for Molders' use.

The ordinary slicker is a trowel-like implement, by which the surface of the earthy material of the mold is made firm and smooth after the removal of the pattern and before the parts of the mold are applied together to receive the melted iron or other metal. Ordinarily the surfaces are made as smooth as possible. I make the surfaces smooth in one direction, and ridged in fine and equal ridges in the other direction. The ridges extend longitudinally of the slicker and exactly parallel to each other. They should be about one-ninth of an inch apart. The ridges should be angular. The sides stand at an angle of about forty-five degrees. The tops and bottoms of the ridges should be slightly rounded. The purpose is to slightly roughen the surfaces of castings for certain purposes. It is useful on the outer surfaces of architectural castings. The slight and uniform roughening thus given diffuses the light and gives a dead reflection analogous to stone in place of the offensive glistening reflection which is produced by plane surfaces of metal.

The accompanying drawing forms a part of this specification.

Figure 1 is a side elevation; Fig. 2, an end elevation; and Fig. 3, a face view.

Similar letters of reference indicate like parts in all the figures.

A is the body of the slicker, and *a a* are the several rounded ridges, arranged parallel to each other, on the face. B is the handle. The entire slicker may be conveniently and cheaply made of cast-iron, with a plain face, and the ridges *a* may be produced by planing with a suitable tool. The surface may be polished with a piece of lead or cork or other analogous material, which will rapidly assume a form corresponding to the grooves, and may be moved backward and forward with a suitable pressure with fine emery.

In using the slicker the surface of the properly-moistened and blackened earthy material of the mold is gently pressed with the ridged face *a a*, while the slicker is moved with a steady hand forward and backward. It is not absolutely essential that the adjacent streaks treated by the slicker shall be mathematically parallel. The reflection of the light from the casting is not injuriously affected by considerable variations in the parallelism of different streaks of the slicker.

I claim as my invention—

The slicker herein described, having parallel ridges *a* on its face, adapted to produce smooth fine ridges on the surface of the mold, as herein set forth.

In testimony whereof I have hereunto set my name in presence of two subscribing witnesses.

WM. J. FRYER, JR.

Witnesses:

THOMAS D. STETSON,
A. HOERMANN.