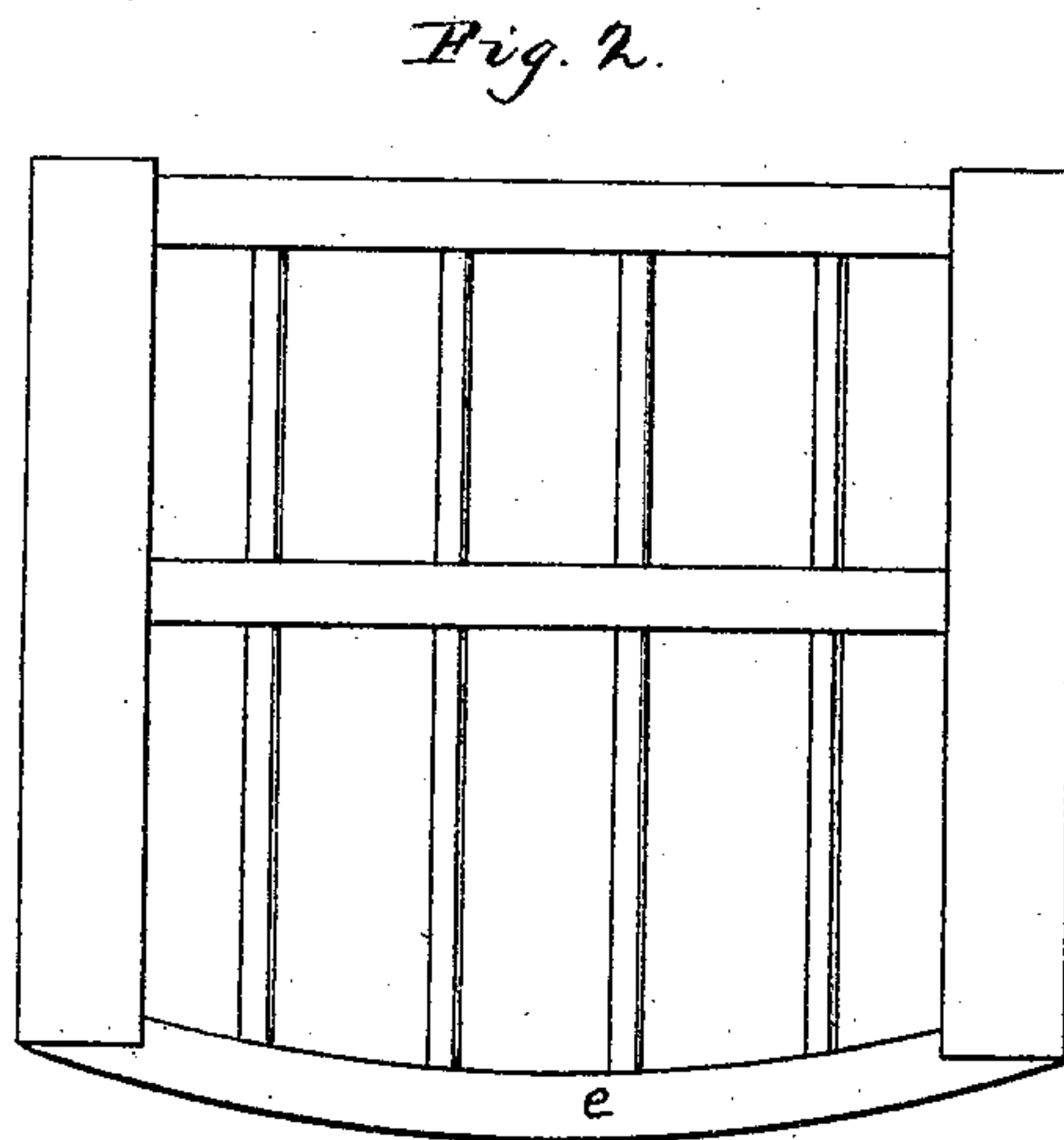
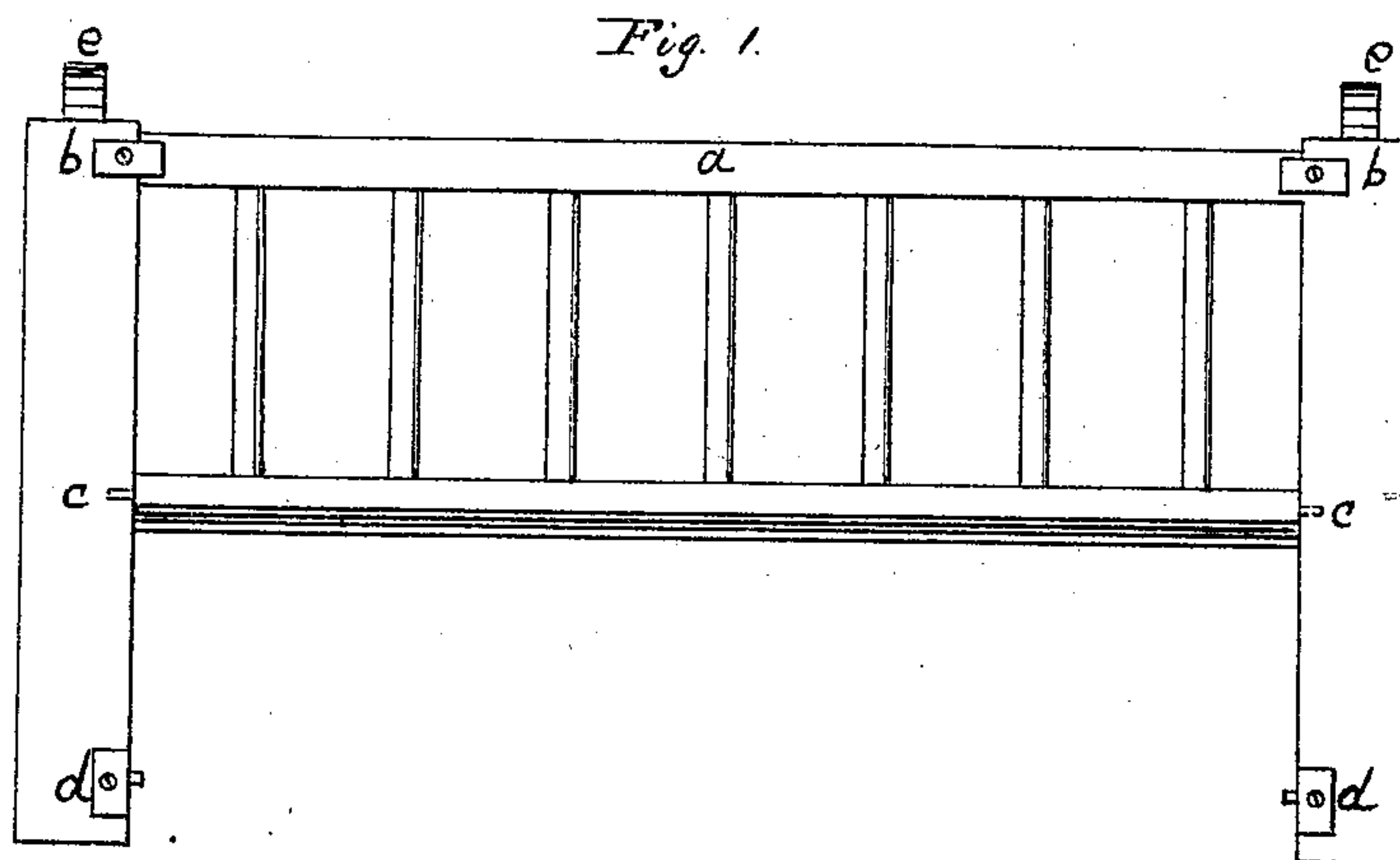


A. E. EATON.

Improvement in Reversible Cribs.

No. 115,042.

Patented May 23, 1871.



Witnesses:
George E. Cook
W. C. Cummings

Inventor.
Albert E. Eaton
Per W. D. Clifford
att'y.

A. E. EATON,

Improvement in Reversible Cribs.

No. 115,042.

Patented May 23, 1871.

Fig. 3.

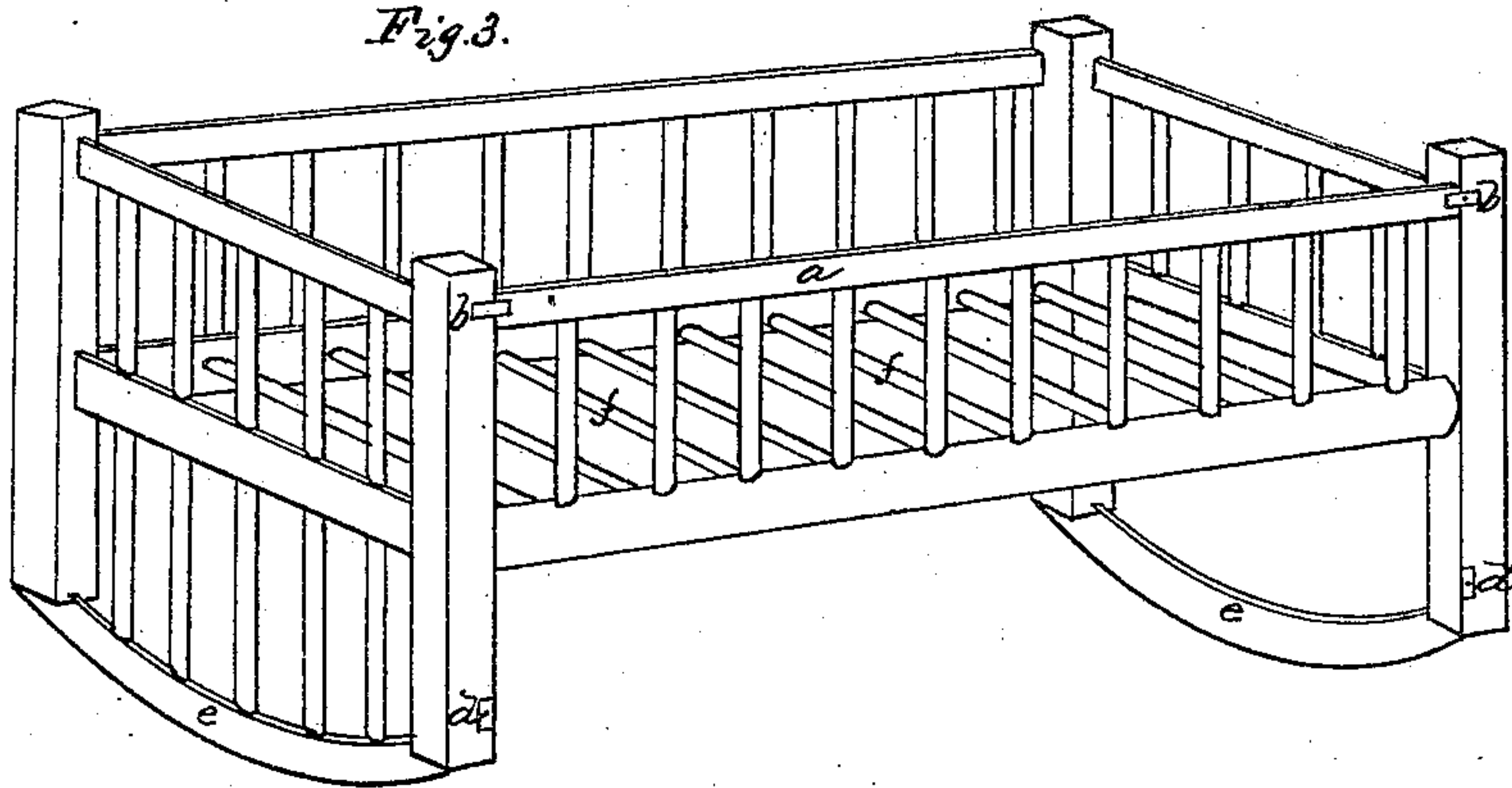
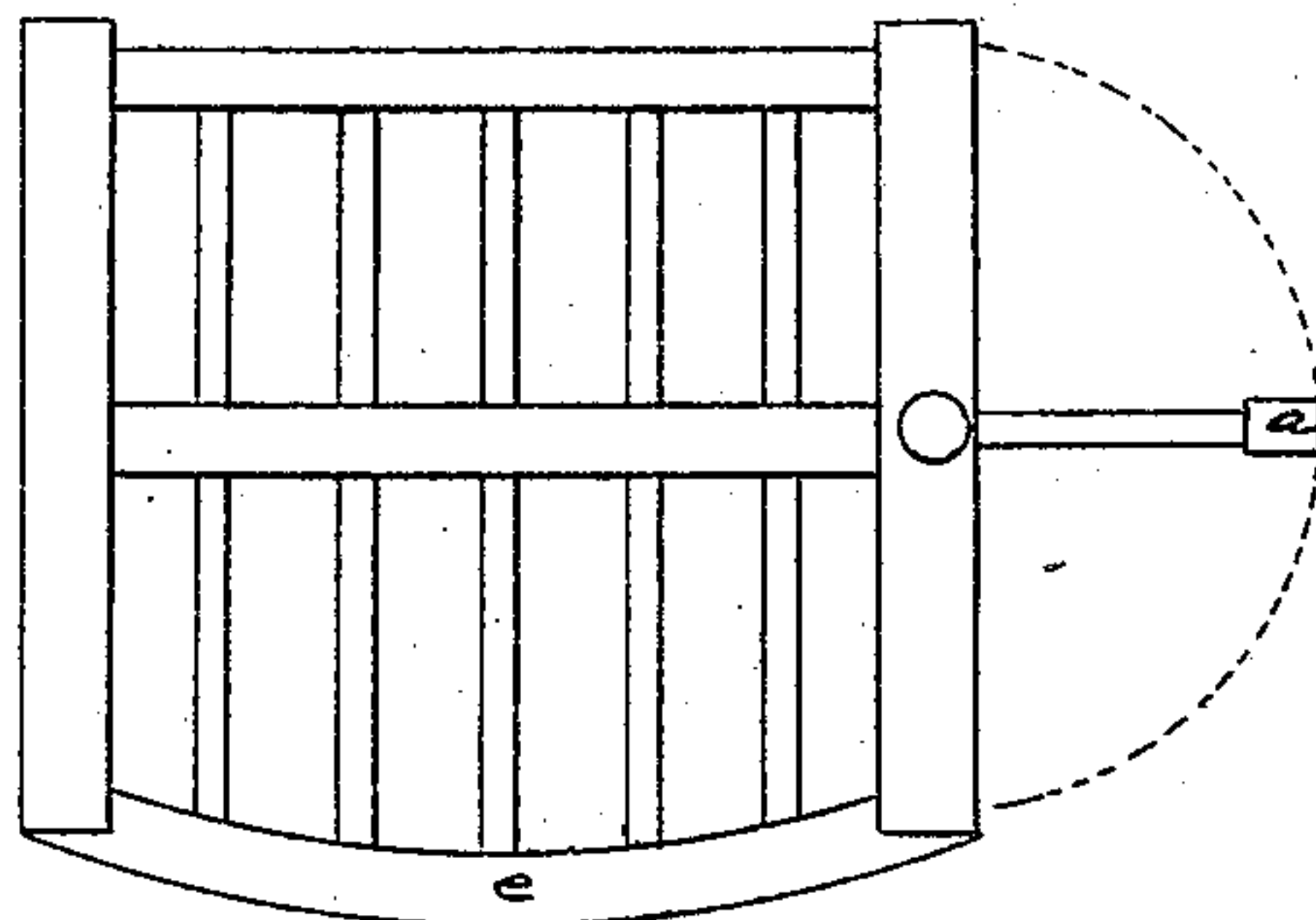


Fig. 4.



Witness.

George E. Bird

John H. Stockwell

Inventor.

Albert E. Eaton

By W. H. Clifford atty.

UNITED STATES PATENT OFFICE.

ALBERT E. EATON, OF PORTLAND, MAINE.

IMPROVEMENT IN REVERSIBLE CRIBS.

Specification forming part of Letters Patent No. 115,042, dated May 23, 1871.

To all whom it may concern:

Be it known that I, ALBERT E. EATON, of Portland, in the county of Cumberland and State of Maine, have invented a new and useful Reversible Crib; and I hereby declare the following to be a full, clear, and exact description thereof, reference being had to the accompanying drawing forming part of this specification, in which—

Figure 1 shows a side elevation; Fig. 2 shows an end elevation; Fig. 3 is a view in perspective; and Fig. 4 is an end view, showing the revolving side.

Same letters show like parts.

The object of my invention is to provide a crib for children which has the appliances for rocking, when desired, or by reversing the crib be so made as to stand motionless on four legs.

The legs or posts, the bottom, and the ends are as common. The side rails (see *a*) fasten at *b* and turn down on the pivots or joints or hinges *c* in the same manner as usual, as shown in Fig. 4 by dotted lines, except when they thus turn down they can be secured at *d* in the same manner as at *b*. When thus dropped down and fastened the crib can be reversed or tipped

up, and then what were the top parts will form the supporting-legs.

Fig. 1 represents the crib standing on its four legs. Figs. 2 and 3 show it resting on its rockers *e*; this is done as above described.

The side rails *a* are dropped down, fastened at *d*, and then the crib turned upside down, which hangs it on its rockers *e*. Thus the user can have either a stationary or a rocking crib, as desired; the bottom or resting place *f*, for the mattress, &c., remaining the same, being simply used first on one side and then on the other.

The rockers *e*, when not used as such—that is, when on the top of the posts—can be so made as to serve for a sort of finish.

What I claim as my invention, and desire to secure by Letters Patent, is—

The reversible crib, as described—that is, combining the rails *a*, fastenings *b d*, and rockers *e*, all to operate as herein set forth.

Portland, February 28, 1871.

ALBERT E. EATON.

Witnesses:

WM. HENRY CLIFFORD,
N. C. CUMMINGS.