

E. F. DUNAWAY.

Improvement in Handle Fastenings for Brooms, Brushes, &c.

No. 115,040.

Patented May 23, 1871.



Fig. 1

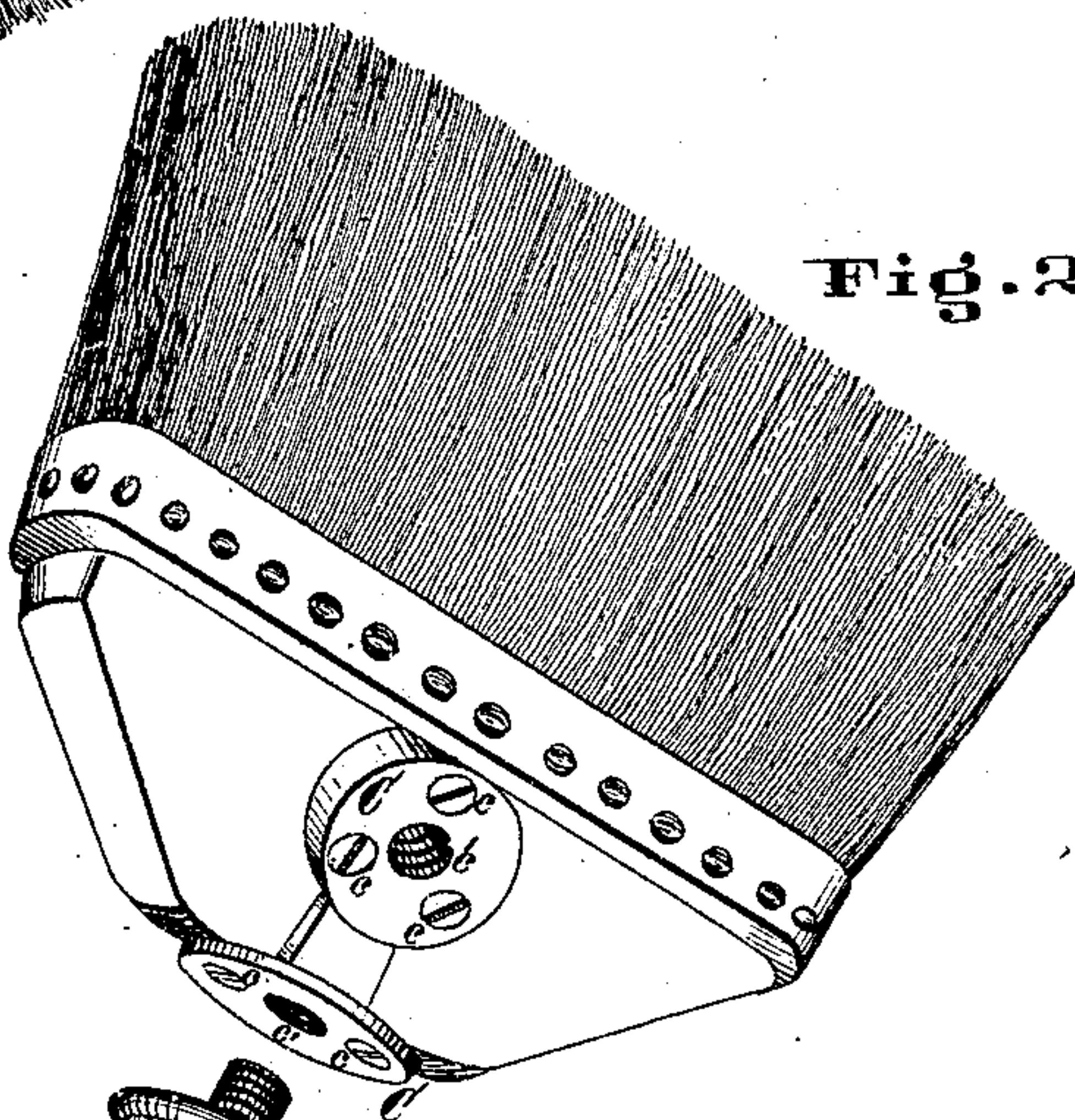


Fig. 2

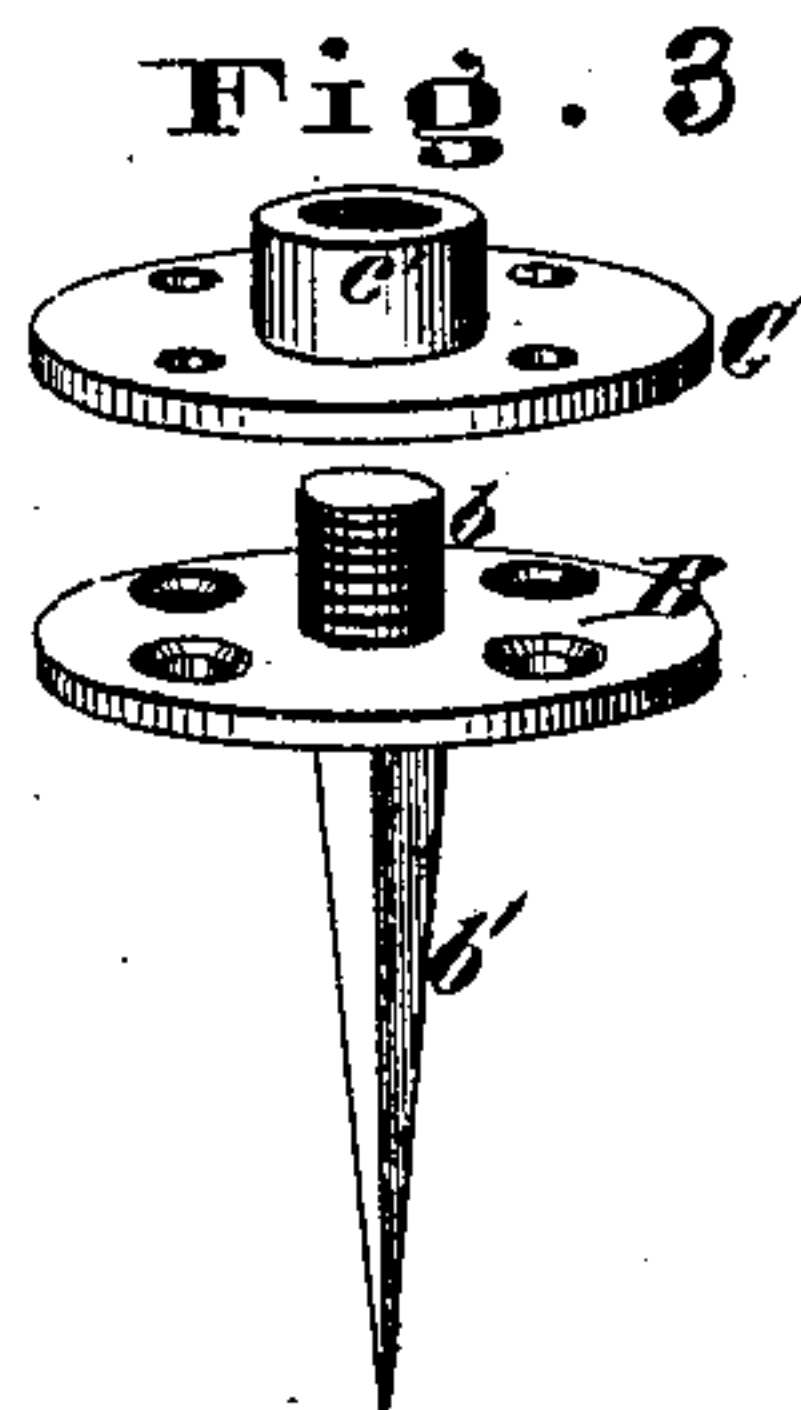
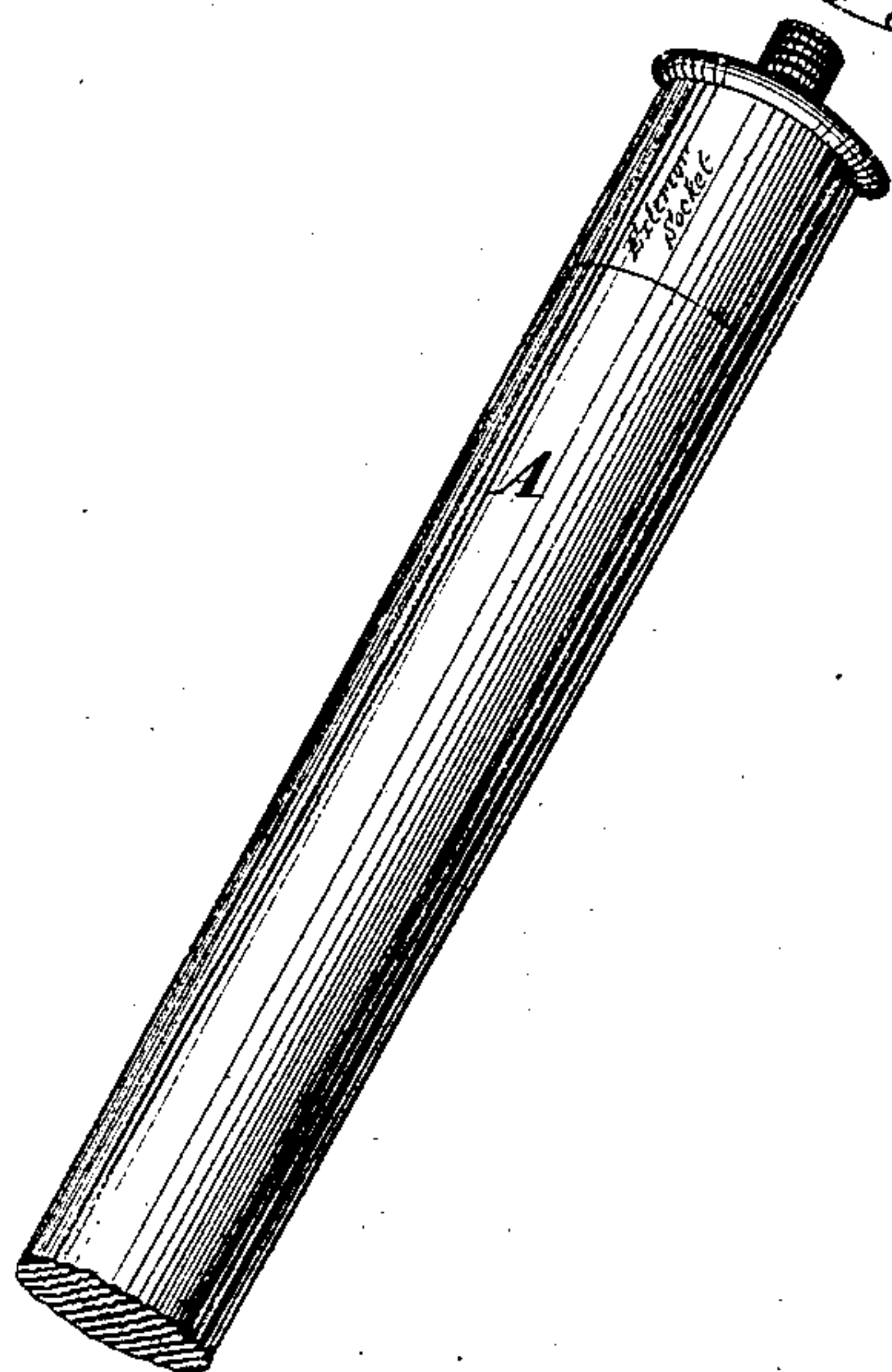


Fig. 3

Attest
Henry J. Millward
Elitha F. Hayman

Inventor
Elijah F. Dunaway
Wm. F. Millward
attorney

UNITED STATES PATENT OFFICE.

ELIJAH F. DUNAWAY, OF CINCINNATI, OHIO.

IMPROVEMENT IN HANDLE-FASTENINGS FOR BROOMS, BRUSHES, &c.

Specification forming part of Letters Patent No. 115,040, dated May 23, 1871.

I, ELIJAH F. DUNAWAY, of Cincinnati, Hamilton county, State of Ohio, have invented a certain new and useful Improvement in Handle-Fastenings for Brooms, Brushes, &c., of which the following is a specification:

Nature and Objects of Invention.

My invention is designed to facilitate the removal of handles from brooms, brushes, &c., for convenience of transportation and for the changing of the handle from one point to another upon the broom or brush, and at the same time provide a strong, firm connection between the handle and the broom or brush when united. My invention consists of two broad disks of metal, fastened one to the handle and the other to the brush, broom, or other article, one of the disks being constructed with a screw-threaded socket and the other constructed with a shank on each side, one screw-threaded to fit the socket, and the other pointed to drive into the handle.

Description of the Accompanying Drawing.

Figure 1 is a perspective view of a broom constructed on my improved plan to admit of the change of the handle from one angle to another, in order to change the direction of pressure upon the bristles after they have become set or bent in use in one direction. Fig. 2 is a perspective view of my improved handle-fastening device applied to a whitewashing-brush, in which the handle can be changed from one position to another to permit the same brush to be used both for whitewashing ceilings and walls. Fig. 3 is a perspective view of the pieces constituting my improved fastening.

General Description.

The handle A is provided with a broad metallic disk, B, constructed on one side with a screw-threaded projection or shank, *b*, and upon the opposite side with a tapering square shank, *b'*. This disk, in addition to being secured by the shank *b'*, which is driven into the handle, is secured by screws *b''*, so that, with the shank *b'* and the screws *b''*, the disk is so firmly secured to the handle that withdrawal or displacement is impossible. The broom, brush, hawke, mop, or other article requiring a detachable handle is fitted with a disk or plate, C, which matches in size the disk B, and is secured by screws *c*. It is constructed

with a screw-threaded socket, C', into which the shank *b* fits.

For brooms such as Fig. 1, or brushes such as Fig. 2, two plates, C, are provided, either cast in one piece, as shown in Fig. 1, or separate, the faces of the plates forming such an angle with each other as to admit of the handle being changed in its position with relation to the broom or brush, for the purpose, in the case of Fig. 1, of permitting the broom to be used on both sides, so as to reverse the action of the bristles after they have become set or bent in operating in one direction.

In the case of Fig. 2 the use of the two plates admits of the brush being used both on walls and ceilings. In some cases more than two plates may be used for the same reasons.

This fastening, it will be seen, furnishes a very firm connection for the handle, which resists the racking strain to which the handles, &c., are always submitted, and at the same time renders the handle easily detachable for transportation or change in position, as aforesaid.

Although I have described the fastening as connecting handles only, I do not wish to confine myself to this alone, as the fastening may be used for other purposes where a strong detachable connection is desirable to connect parts of wooden constructions together.

Where long handles are desirable they may be divided into sections and connected together by the same or equivalent fastening.

In some cases, handles of small diameter—for instance, the shank *b'*—may be omitted and a socket, as shown in Fig. 2, to surround the handle, substituted as an equivalent element in my device.

Claim.

The herein-described handle connection for brooms, &c., composed of the disk B, constructed with a spike, *b'*, upon one side and a screw-threaded shank, *b*, upon the other, and the disk C, formed with one or more internally screw-threaded sockets *c'*, substantially as and for the purpose set forth.

In testimony of which invention I hereunto set my hand.

ELIJAH F. DUNAWAY.

Witnesses:

FRANK MILLWARD,
J. L. WARTMANN.