
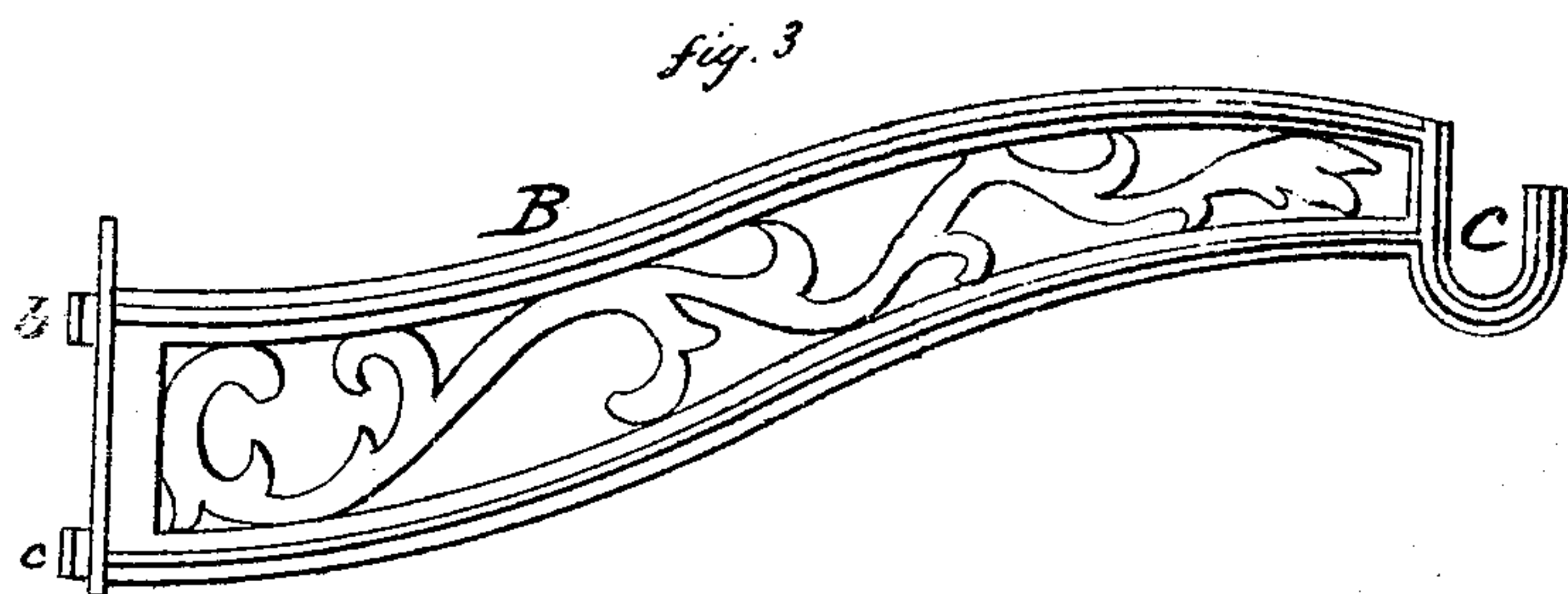
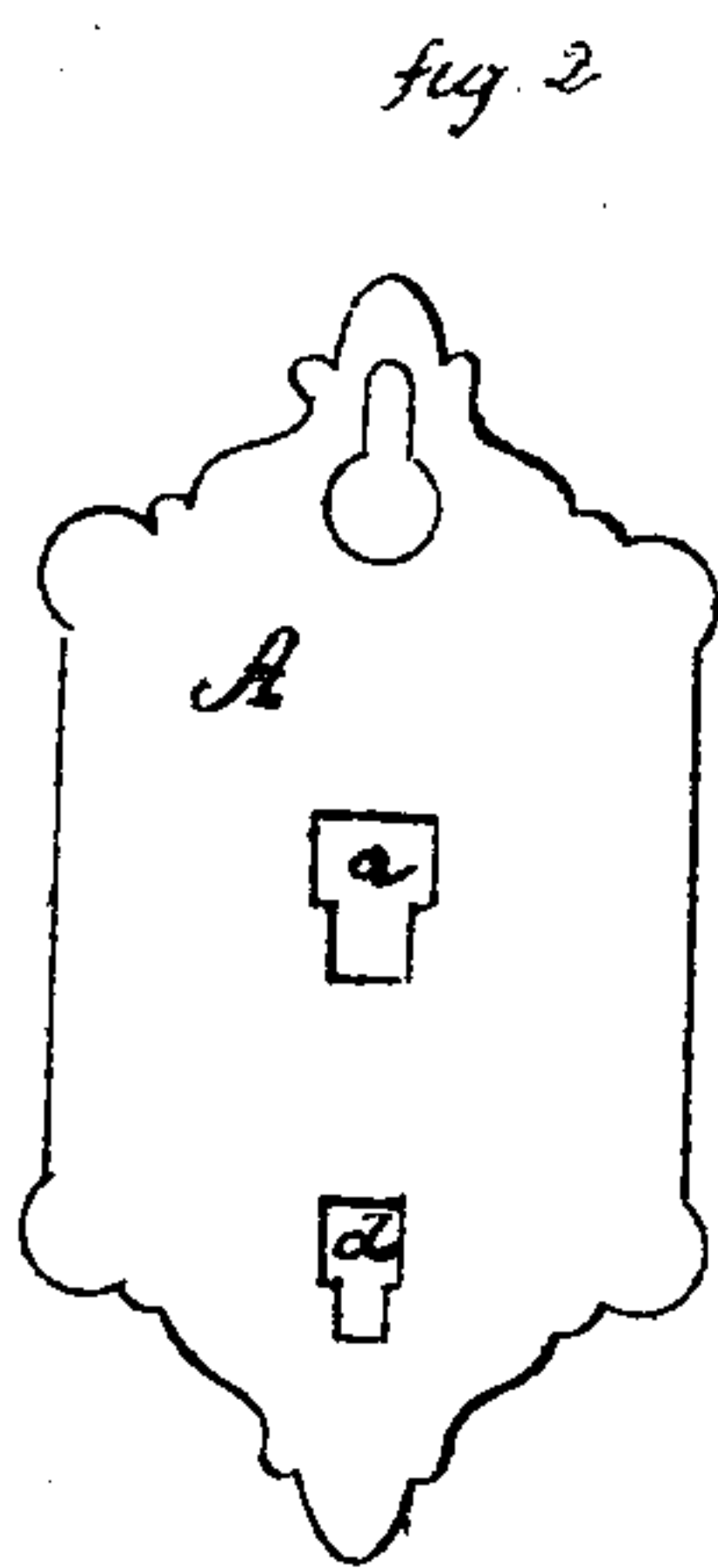
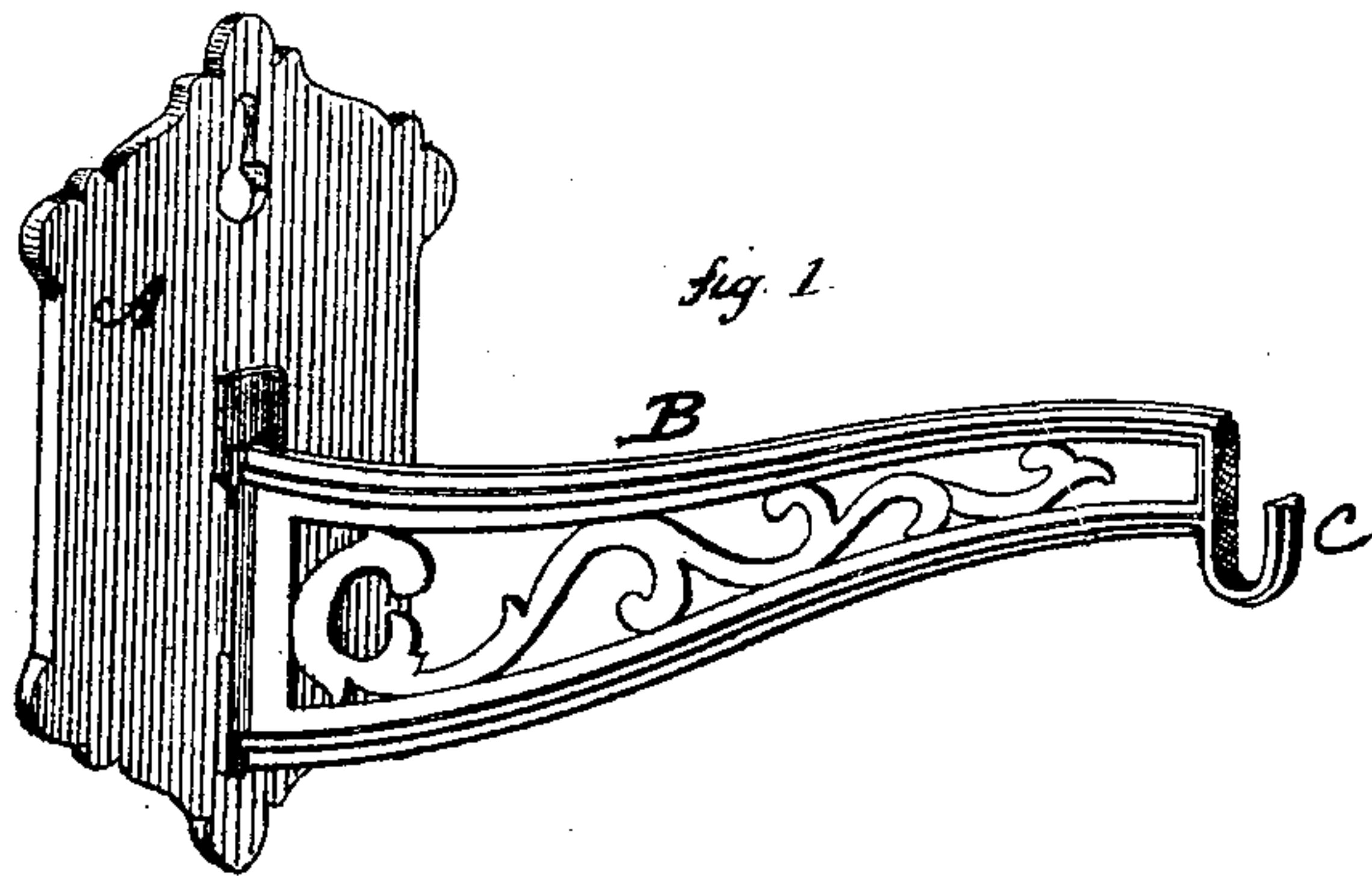


A. D. JUDD.

Improvement in Bird-Cage Brackets.

No. 114,948.

Patented May 16, 1871.



Witnesses.

John T. Shumway
A. J. Tibbitts

Albert D. Judd
Inventor
By his Atty.

John E. Earle

UNITED STATES PATENT OFFICE.

ALBERT D. JUDD, OF NEW HAVEN, CONNECTICUT.

IMPROVEMENT IN BIRD-CAGE BRACKETS.

Specification forming part of Letters Patent No. **114,948**, dated May 16, 1871.

To all whom it may concern:

Be it known that I, ALBERT D. JUDD, of New Haven, in the county of New Haven and State of Connecticut, have invented a new Improvement in Bird-Cage Brackets; and I do hereby declare the following, when taken in connection with the accompanying drawing and the letters of reference marked thereon, to be a full, clear, and exact description of the same, and which said drawing constitutes part of this specification, and represents, in—

Figure 1, a perspective view; Fig. 2, the wall-plate; Fig. 3, a side view; and in Fig. 4, a top view, with the bracket detached.

This invention relates to an improvement in that class of brackets known to the trade as "bird-cage brackets"—that is, brackets secured to the wall for suspending bird-cages, and for similar purposes.

Heretofore these brackets have been formed from wire, riveted or firmly secured to a cast-metal base or wall-plate. These require no inconsiderable amount of labor, and are correspondingly expensive; and, further, in packing these goods, the bracket extending at right angles from a fixed base, and as the base must necessarily be broad to properly secure the bracket, the packages are of an inconvenient form for transportation.

The object of my invention is to overcome these difficulties; and consists in forming the wall-plate or base and the arm or bracket detachable one from the other, whereby both may be formed from cast metal, and be separated in packing, both parts lying flat one upon the other, requiring much less space than the construction heretofore practiced.

A is the wall-plate or base, of any desirable form or design, constructed with two perforations or recesses, *a d*, the upper one of which should be T-shaped, and by preference I make

both; and these perforations or recesses are formed in casting.

B is the bracket, also of any desirable form or design, provided with a hook, C, by which the cage may be suspended; and the end of the bracket is provided with projections *b c*, corresponding in position to the perforations *a d* in the plate A. One or both of these projections are of T shape, so that when passed through the larger portion of the recesses *a d* they will enter freely; and when dropped into the smaller portion the T of the projection passes down behind the edges of the narrower portion of the openings, and thus locks or secures the bracket to the plate.

Both of these parts are cast so that little or no fitting is required, lessening, to a great extent, the cost of the bracket; and as these parts are easily separated or united in packing, they are placed flat one upon another, and thus require very little room compared to the common construction.

This construction is, probably, the best for uniting the bracket to the base; but it will be evident, to those skilled in the art, that the bracket may be secured to the base by forming a hook on one and a corresponding loop on the other, or a groove on one and a lug on the other, my invention being to make the hook detachable from the plate.

I claim as my invention—

As an article of manufacture, the herein-described bird-cage bracket, consisting of the plate A and hooked arm B, made detachable one from the other, substantially as herein described.

ALBERT D. JUDD.

Witnesses:

A. J. TIBBITS,
JOHN H. SHUMWAY.