

N. DUBRUL.  
Improvement in Cigar-Molds.

No. 114,932.

Patented May 16, 1871.

Fig. 1.

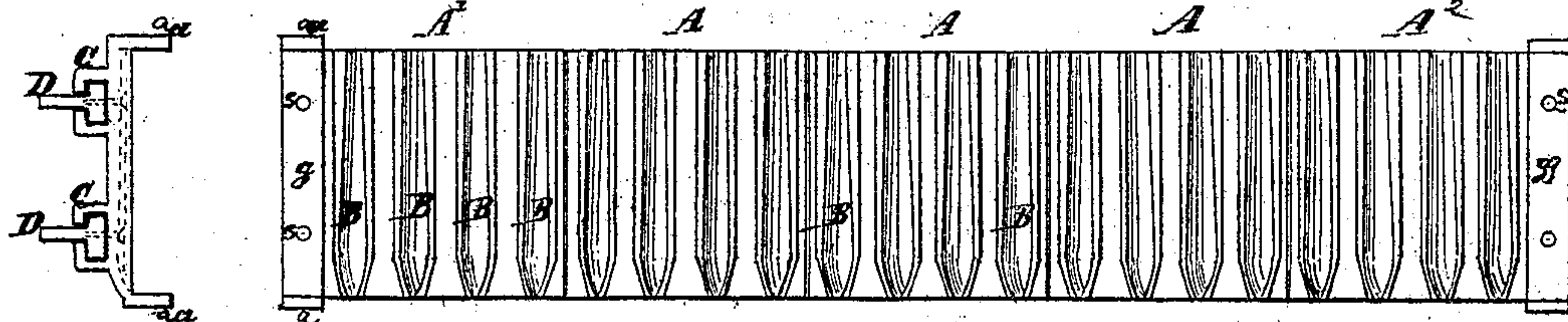


Fig. 2.

Fig. 4.

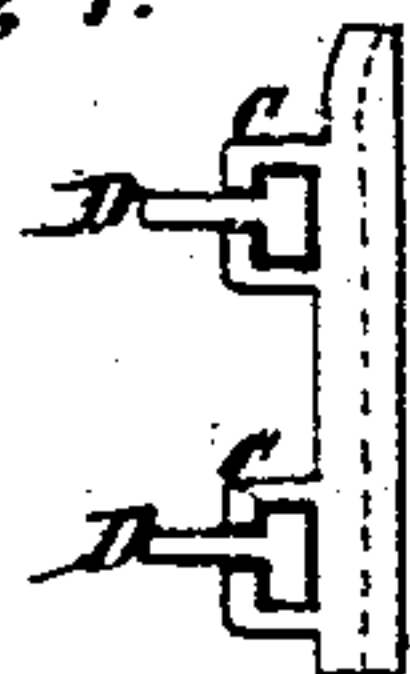


Fig. 3.

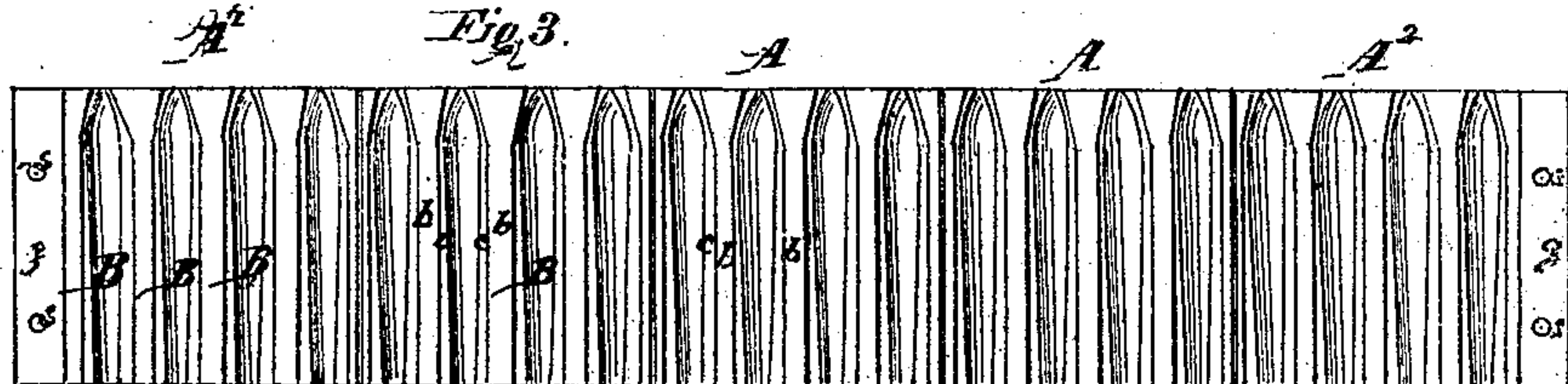


Fig. 5.

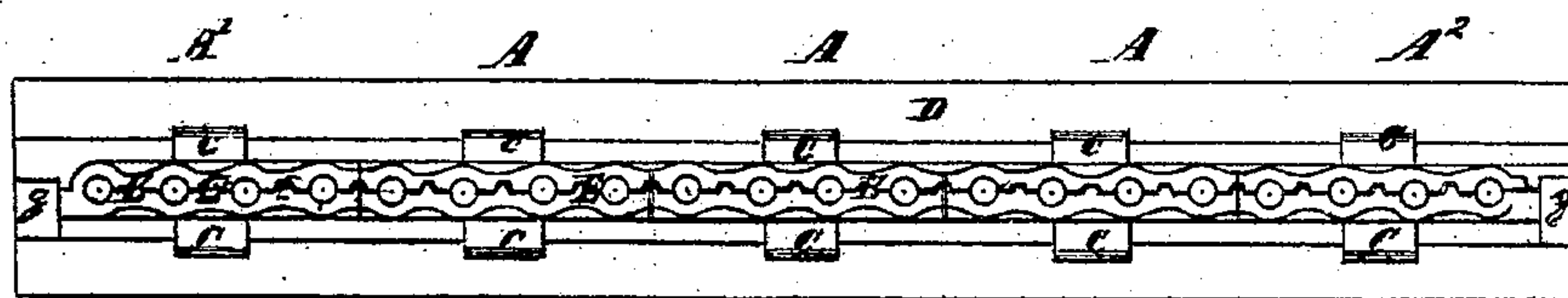
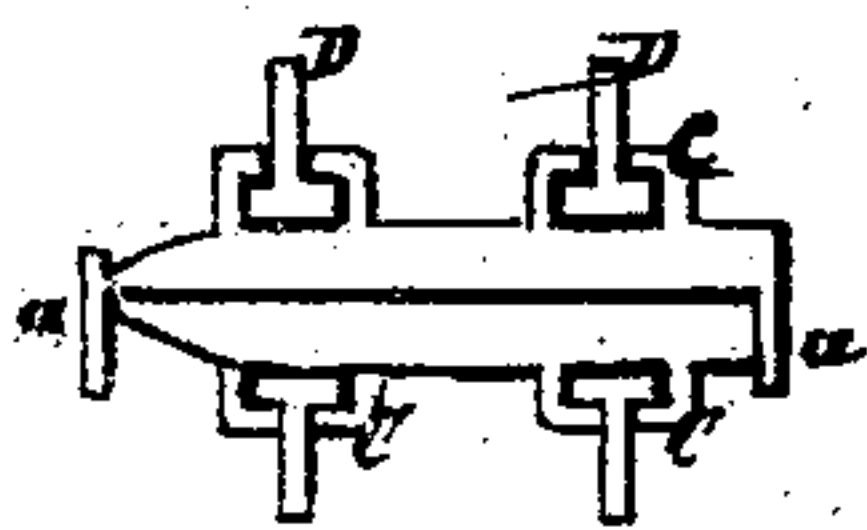


Fig. 6.



Witnesses:

J. M. Munsay  
J. F. Brand.

Inventor:

Napoleon Dubrul  
by Lewis L. Leoburn  
att'y

# UNITED STATES PATENT OFFICE.

NAPOLEON DUBRUL, OF JOLIET, ILLINOIS.

## IMPROVEMENT IN CIGAR-MOLDS.

Specification forming part of Letters Patent No. 114,932, dated May 16, 1871.

I, NAPOLEON DUBRUL, of Joliet, in the county of Will and State of Illinois, have invented a certain Improved Cigar-Mold; and I do hereby declare that the following is a full, clear, and exact description thereof, reference being had to the accompanying drawing, which, together with the letters and figures of reference marked thereon, forms part of this specification, and in which—

Figure 1 is a top or plan view of the upper half of the mold, the face of the mold being turned uppermost. Fig. 2 is an end view of same. Fig. 3 is a top or plan view of the lower half of the mold. Fig. 4 is an end view of same. Fig. 5 is a side elevation of the halves joined, and Fig. 6 an end view of same.

Like letters of reference made use of in the several figures indicate like parts.

### *General Description.*

A are several sections, each containing one or more matrices, B, in which the cigars are formed or pressed. These matrices are made of a shape to give the cigar the desired form, the cigars being placed therein while still fresh and damp from the maker's hand.

The several sections A are provided, both the upper and lower half of the mold, with projections C, which are arranged to receive wooden bars D, which are slid through between said projections after the sections are placed together. These bars serve to hold the sections together.

There may be one or more bars and series of projections for receiving and retaining them.

The drawing exhibits two bars and series of projections for each half of the mold.

The two end sections, A<sup>1</sup> A<sup>2</sup>, are furnished with a cavity or recess, g g', formed half in the lower and half in the upper part of the mold.

The lower halves of the end sections, A<sup>1</sup> A<sup>2</sup>, are furnished each with projections or guide-pieces a a, which fit against the sides of the corresponding upper halves, and prevent any lateral displacement of the mold.

In the lower half of the mold, Fig. 3, the body of the mold or material of which it is composed is cut away from around the matrix, forming a depression, b, which is separated from the matrix B by a thin wall, c.

The upper half of the mold is made so that this depression is filled by a corresponding pro-

jection upon said upper half, thus allowing the surface or edges of the upper and lower halves of the matrices to come in close contact, while the several matrices are separated from each other by a sort of double rabbet-joint, E, Fig. 5.

s s are ordinary screws, passing through the metal of the sections A<sup>1</sup> A<sup>2</sup> at the recesses g, and screwing into the wooden bars D. These screws are applied after the several sections have been placed together and connected by the bars, and said screws serve to hold the bars in place and prevent the sections from sliding thereon.

I may use any proper material, but prefer to make the body of my mold of cast-iron, casting thereon, also, the projections C and lips a; or sheet metal may be used, with the bars riveted thereto.

The mold made thus in sections, connected together as above described, forms a very convenient contrivance for pressing and forming cigars.

The mold so made may be readily handled and placed in the press, is of few parts, and does the work effectively.

The joints between the sections are arranged so that the division will come between the matrices, which avoids an additional crease in the cigar.

### *Claims.*

Having thus fully described the construction and operation of my invention, what I claim, and desire to secure by Letters Patent, is—

1. The novel joint E in a cigar-mold, as and for the purpose specified and shown.

2. The combination of the sections A A<sup>1</sup> A<sup>2</sup>, having projections C and recesses g, with the bars D, as and for the purpose specified and shown.

3. The cigar-mold described, constructed in sections, said sections being provided with clamping-projections C and bars D, the division between the sections being made so as to avoid the matrices, in order to obviate an additional crease or creases in the cigar, substantially as specified and shown.

NAPOLEON DUBRUL.

Witnesses:

J. W. MUNDAY,

H. F. BRUNS.