

JACOB HOFMANN.

Improvement in Adjustable Bolsters for Bedsteads.

No. 114,819.

Patented May 16, 1871.

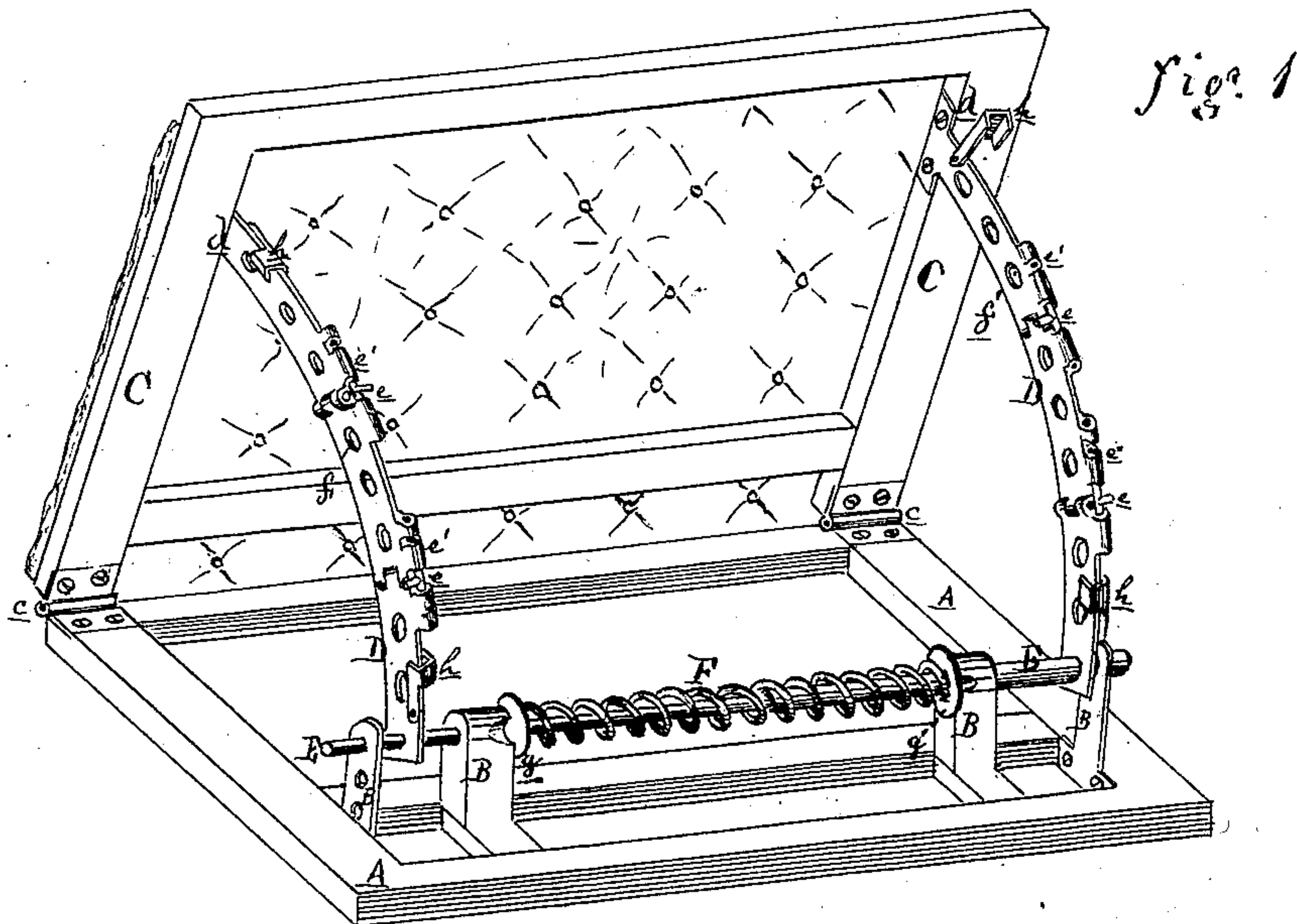


fig. 2

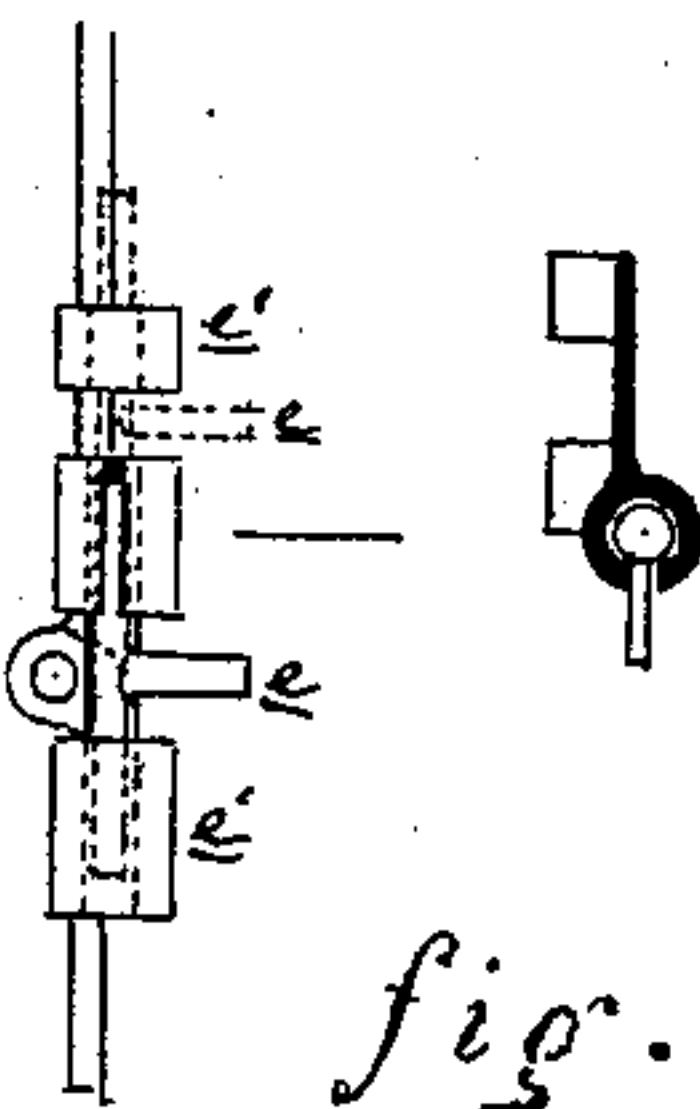
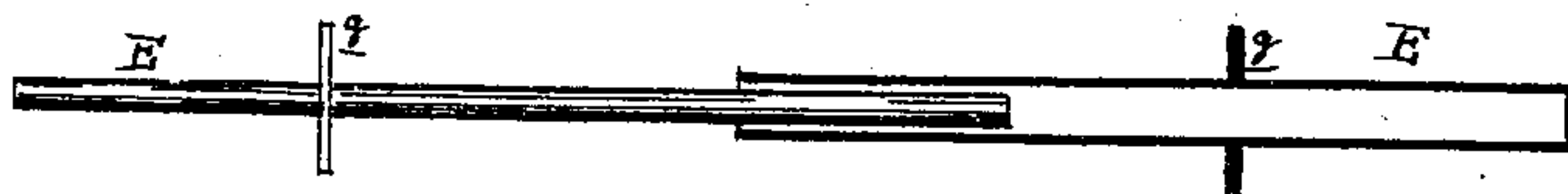


fig. 3

Witnesses:

Witnesses:
Will B Rogers
Julius W. LeBe

Inventor:

Jacob Hofmann
By Attorney
Thos. S. Sprague

United States Patent Office.

JACOB HOFMANN, OF CHICAGO, ILLINOIS.

Letters Patent No. 114,819, dated May 16, 1871.

IMPROVEMENT IN ADJUSTABLE BOLSTERS FOR BEDSTEADS.

The Schedule referred to in these Letters Patent and making part of the same.

To whom it may concern:

Be it known that I, JACOB HOFMANN, of Chicago, in the county of Cook and State of Illinois, have invented a new and useful Improvement in Adjustable Bolsters for Bedsteads; and I do declare that the following is a true and accurate description thereof, reference being had to the accompanying drawing and to the letters of reference marked thereon, and being a part of this specification, in which—

Figure 1 is a perspective view of my bolster with the bolster-frame elevated.

Figure 2, a detached view of the lock-bars, partially in section.

Figure 3 is a detached view, showing joint of folding bars.

Like letters refer to like parts in each figure.

The nature of this invention relates to the construction of an adjustable bolster for bedsteads, and is more particularly designed for the use of invalids, whereby they can be "bolstered" in any desired position from a lying to a sitting posture.

The invention consists of certain frames, hinged together at one side, and in adjustable folding bars, whereby the height of the bolster is regulated, and in the peculiar manner in which the device is secured to the desired position, as is more fully hereinafter set forth.

In the drawing—

A represents the lower frame of my bolster, and is provided with the studs B B'.

C is the upper or bolster-frame, which may be upholstered, and is hinged to the frame A at c.

D are adjustable folding bars secured at one end to the bolster-frame at d. These bars are made in sections, so that they can be folded together, and when so folded they are held in place by the clasps h.

The bars, when extended, are secured in that position by the bolts e passing through the eyes e'.

In the bars are the holes f, to receive the ends of lock-bolts E.

These bolts pass through the studs B and are provided with the collars g'.

Between them, encircling the bolts, is a coil-spring, F.

The inner end of one of the bolts E is smaller than that of the other, which is bored out to receive it; or the large one may be a pipe, so that when they are drawn from their engagement with the bars D their inner ends will telescope.

The manner of operating this bolster is so simple it is not deemed necessary to enter into a description of its workings.

What I claim as my invention, and desire to secure by Letters Patent, is—

1. The adjustable folding bars D and bolt-rods E, arranged and operating as and for the purpose set set forth.

2. The construction and arrangement of the frames A and C, studs B, adjustable folding bars D, and rods E and spring F, substantially as herein described.

JACOB HOFMANN.

Witnesses:

JAMES HALL,
LOUIS KEITH.