

ROBERT REID.

Improvement in Handles for Cross-Cut Saws.

No. 114,708.

Patented May 9, 1871.

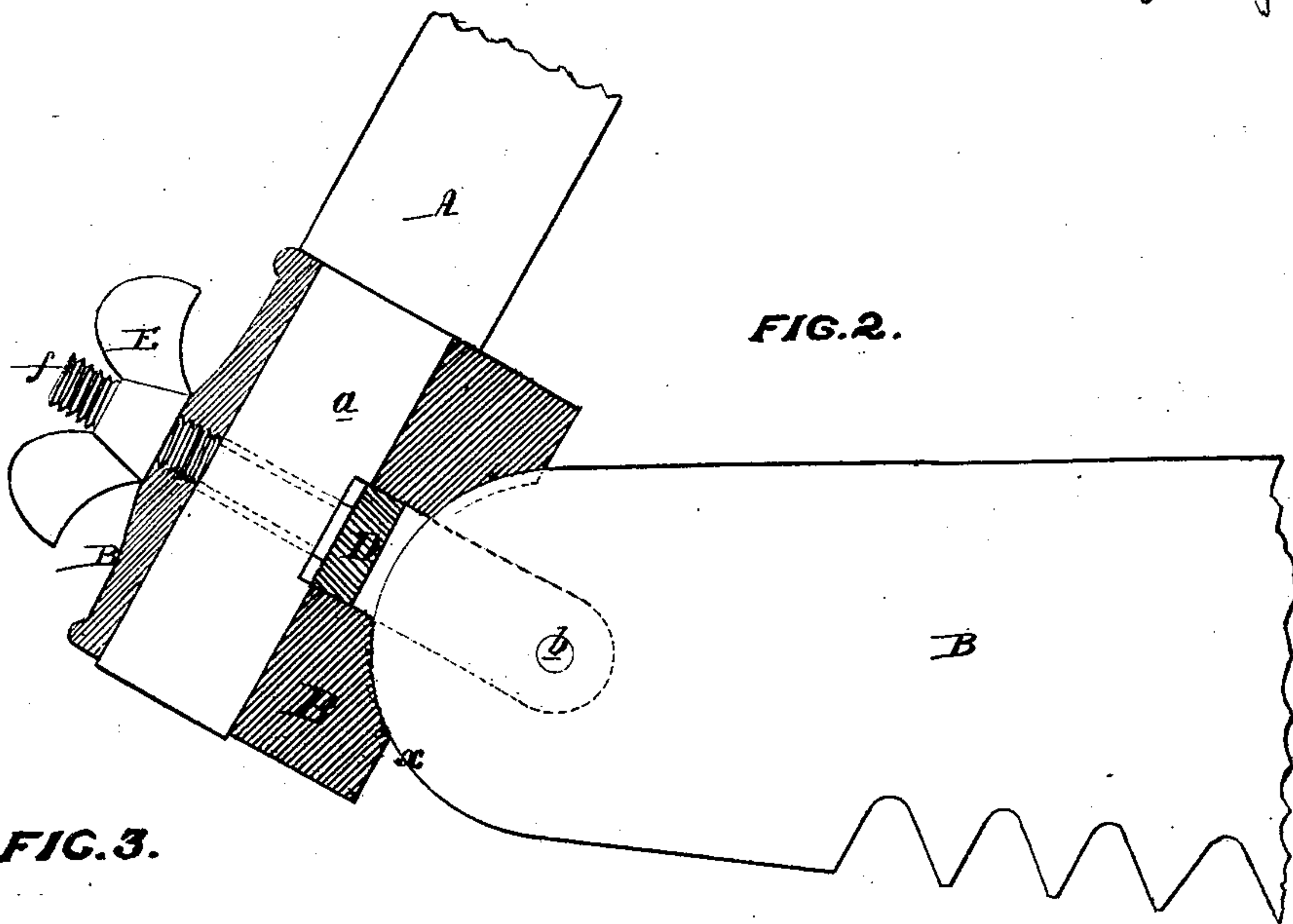
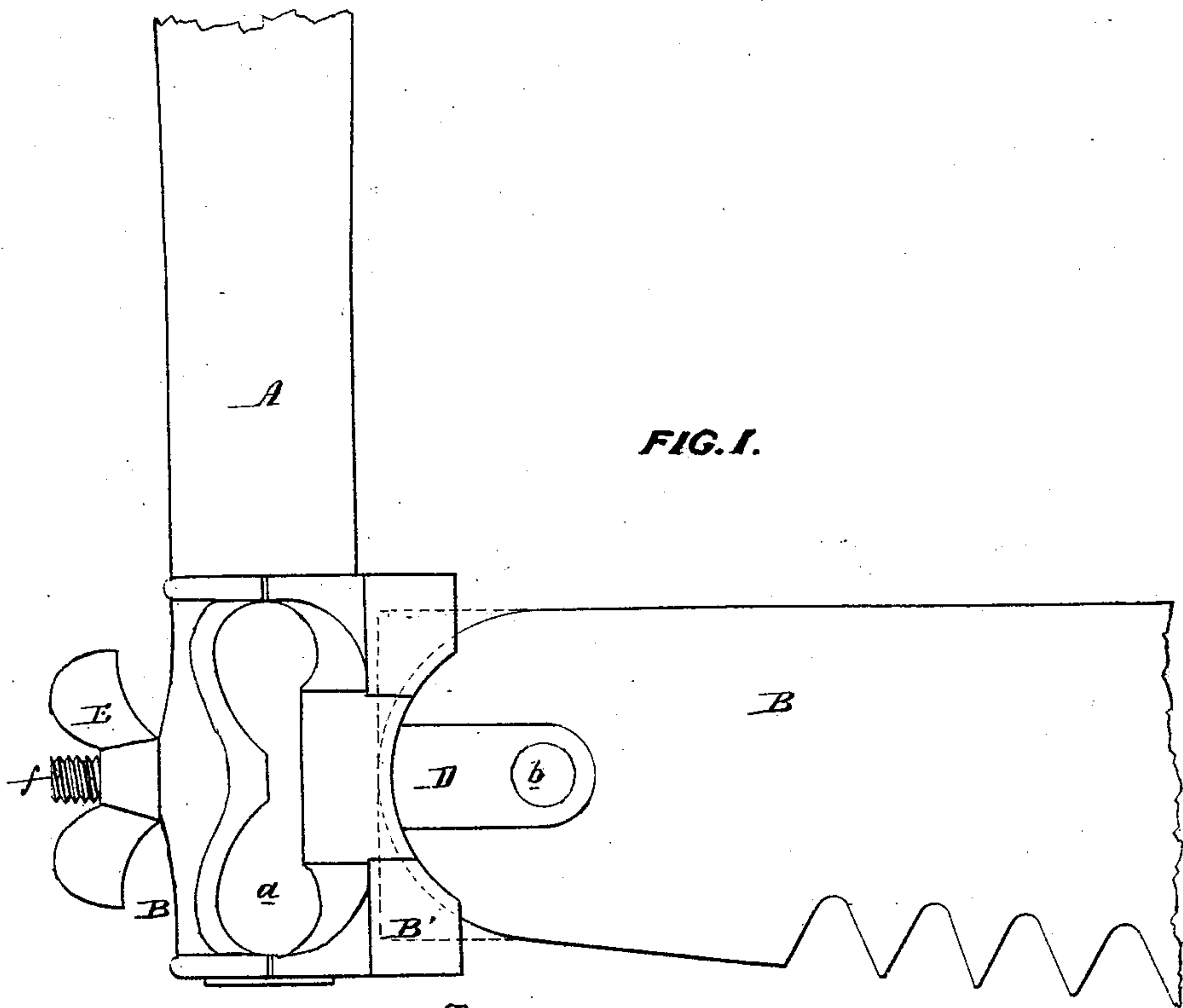
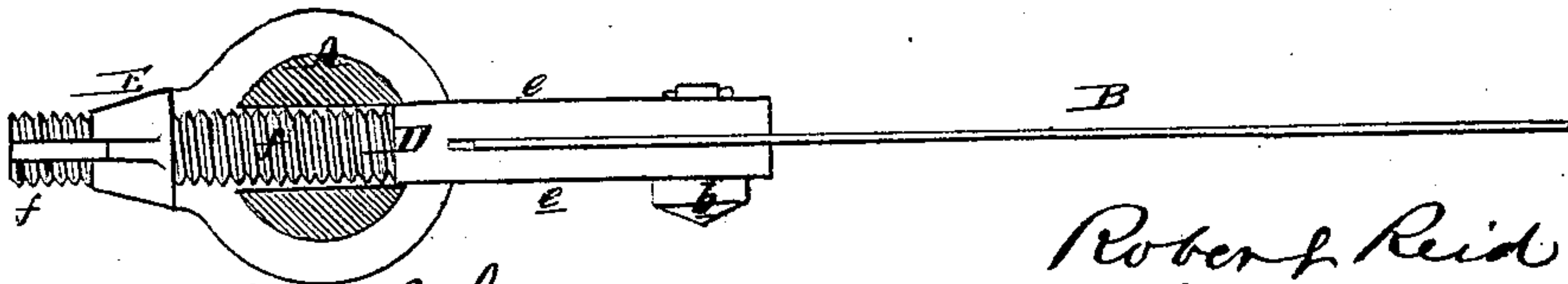


FIG. 3.



WITNESSES

Wm. A. Steel
John Parker

Robert Reid
by his Atty
Stevenson

United States Patent Office.

ROBERT REID, OF PHILADELPHIA, PENNSYLVANIA, ASSIGNOR TO HENRY DISSTON & SON, OF SAME PLACE.

Letters Patent No. 114,708, dated May 9, 1871.

IMPROVEMENT IN HANDLES FOR CROSSCUT-SAWS.

The Schedule referred to in these Letters Patent and making part of the same.

I, ROBERT REID, of Philadelphia, county of Philadelphia, State of Pennsylvania, have invented an Improvement in Crosscut-Saws, of which the following is a specification.

Nature and Object of the Invention.

My invention consists of an improvement in crosscut-saws, too fully described hereafter to need preliminary explanation, whereby the handle can be adjusted and secured at any desired inclination in respect to the blade of the saw.

Description of the Accompanying Drawing.

Figure 1 is a side view of my improved handle and blade for crosscut-saws;

Figure 2, the same, showing the handle partly in section and in an inclined position; and

Figure 3, a sectional plan on the line 1 2, fig. 1.

General Description.

A is part of the wooden handle, and

B part of the blade of a crosscut-saw.

The lower cylindrical portion *a* of the handle is embraced by two clamps, *B*¹ and *B*²; and in the latter is a concave groove adapted for the reception of the end of the saw-blade, the said end being formed on a circle, *x*, of which a pin, *b*, is the center, this pin passing through the blade and through the jaws *e e*, which embrace the blade and which form part of a bolt, *D*, a nut, *E*, being adapted to the threaded portion *f* of the bolt, and when tightened drawing the rounded end *x* of the blade tightly into the groove of the clamp *B*², and at the same time causing both clamps to firmly gripe the lower portion of the handle.

The end of the blade may be straight, as shown by dotted lines in fig. 1, and adapted to a straight groove in the clamp *B*² when the handle has to occupy an unchangeable position in respect to the blade; but I prefer, in most cases, to round the end of the blade and adapt it to a concave groove in the clamp *B*², so that the handle can be adjusted and secured by tightening the nut at any inclination in respect to the blade which may be most convenient or desirable to the operator; and there are many uses of a crosscut-saw which render the adjustability of the handle a matter of the greatest convenience to the operator—in some cases, for instance, as in sawing down growing trees, it is convenient to so adjust the handle that it shall project from the blade of the saw in a line, or nearly so, with the cutting-edge of the blade; and it will be readily seen that my invention permits this or any other desirable adjustment of the handle.

Claim.

The combination of the blade *B* having a rounded end, the handle with its socket for the rounded end of the blade, and the bolt *D* or its equivalent, by which the blade is forced into the socket.

In testimony whereof I have signed my name to this specification in the presence of two subscribing witnesses.

ROBERT REID.

Witnesses:

A. H. SHOEMAKER,
ARTHUR J. COOKE