

J. A. TRAUT.

Improvement in Adjustable Bevels.

No. 114,626.

Patented May 9, 1871.

Fig. 2.

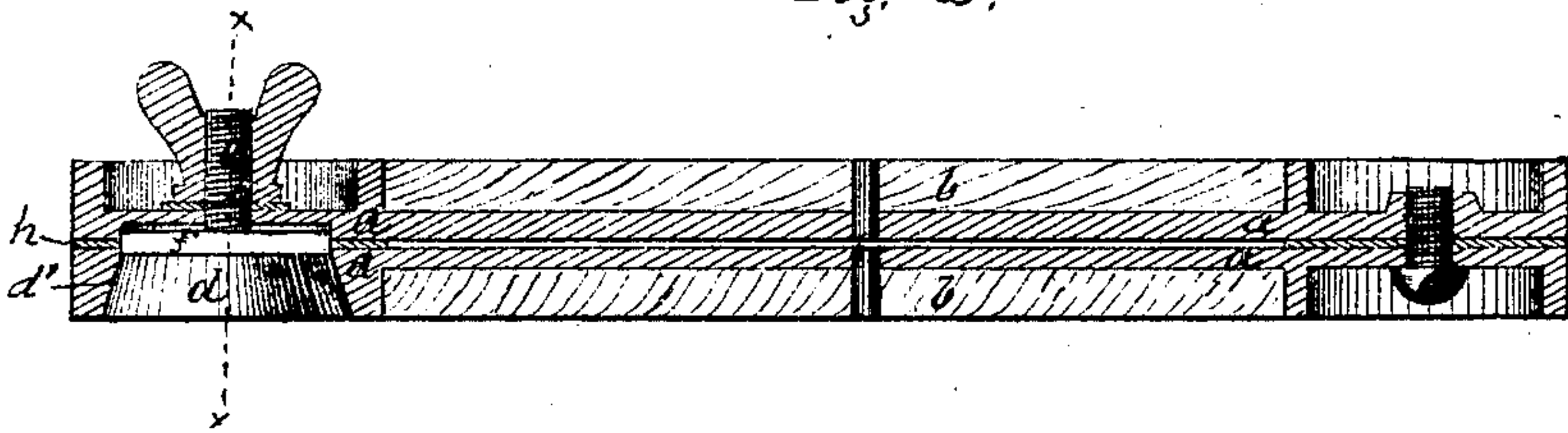


Fig. 3.

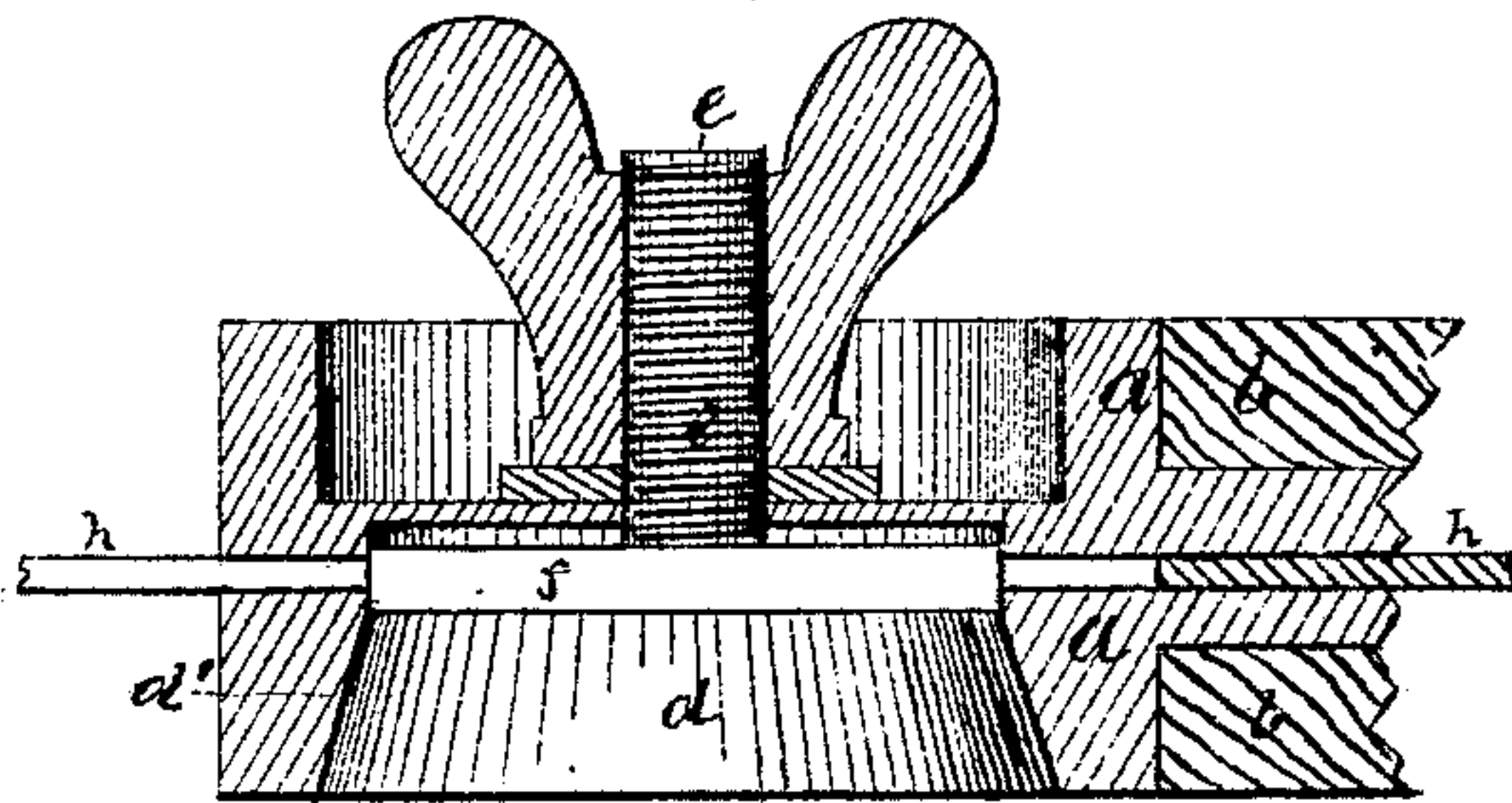


Fig. 4.

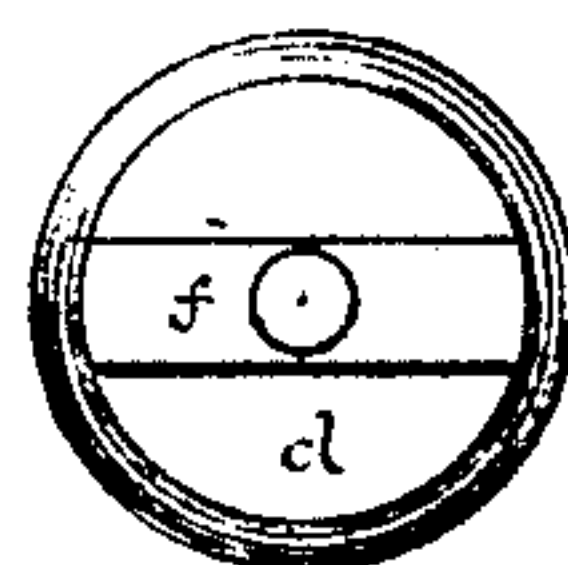


Fig. 5.

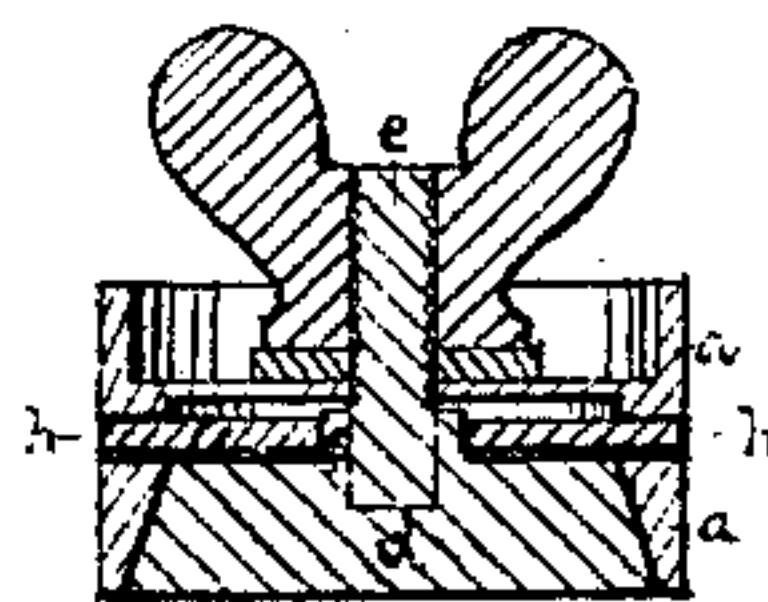
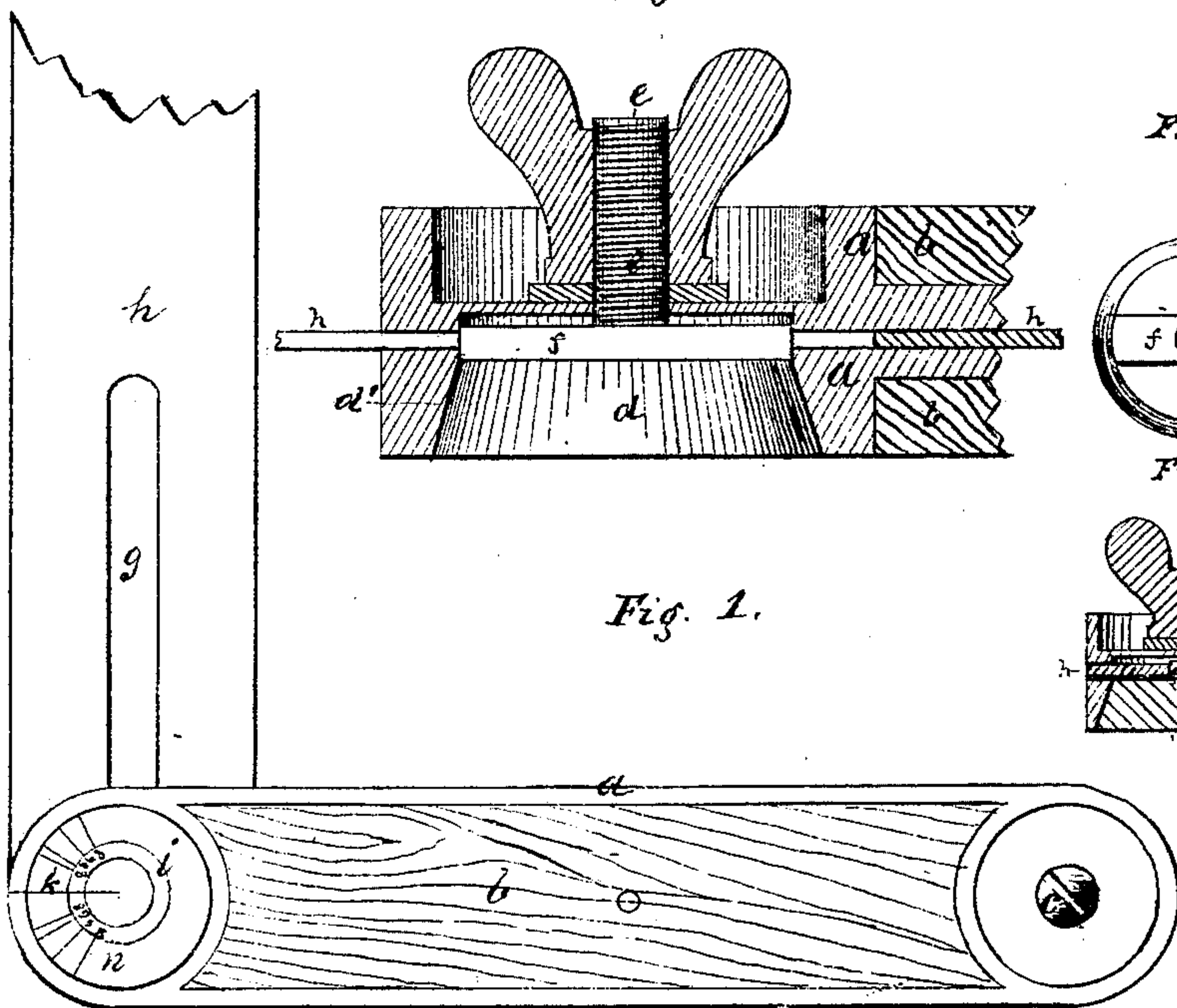


Fig. 1.



Witnesses.

L. P. Williams  
Jeremy W. Biss

Inventor.

Justus A. Traut

# United States Patent Office.

JUSTUS A. TRAUT, OF NEW BRITAIN, CONNECTICUT, ASSIGNOR TO THE  
STANLEY RULE AND LEVEL COMPANY, OF SAME PLACE.

Letters Patent No. 114,626, dated May 9, 1871.

## IMPROVEMENT IN ADJUSTABLE BEVELS.

The Schedule referred to in these Letters Patent and making part of the same.

To all whom it may concern:

Be it known that I, JUSTUS A. TRAUT, of New Britain, county of Hartford and State of Connecticut, have invented certain new and useful Improvements in the Manufacture of Carpenters' Bevels; and, to enable others skilled in the art to make the same, I will proceed to describe, referring to the drawing, in which the same letters indicate like parts in each of the figures.

The nature of this invention consists in providing the gripping-bolt with an enlarged conical-shaped head, fitted closely into a slit opening in the blade, so that, when the parts are compressed firmly together by a thumb-nut or its equivalent, the conical-shaped head, with the elongated hub, will hold the blade firmly in a desired fixed position.

It further consists in providing the face surface of the conical-shaped head with a scale, to indicate the angle in which it may be desirable to set the blade with the stock, thus avoiding the annoying difficulty of having the blade easily misplaced, as is the case with those now in use.

In the accompanying drawing—

Figure 1 is a side view of this invention.

Figure 2 is an edge-section view, showing the construction of this invention.

Figure 3 is an enlarged sectional view of the same.

Figure 4 is a plan view of the bolt and head.

Figure 5 is a cross-section taken in the line *x x*, fig. 2.

*a a* are the two parts of a skeleton stock.

That portion of the stock constituting the stock proper is filled with wood, *b*, or other suitable material.

The circular or end portions of the metal stock are provided with an orifice and depressions, which materially lighten the metal of the stock.

The ends of the stock opposite to that in which the blade is secured are fastened together by a rivet or bolt, *c*.

*d* is a conical-shaped head of the bolt *e*, and is fitted closely and to work freely into a corresponding

cone-shaped orifice, *d'*, in one end of one side of the stock *d*.

This head and bolt *e* are provided with an elongated hub, *f*, which is fitted closely and works freely in the slit opening *g*, formed in the blade *h* in the common way.

It will be observed that provision is made so that neither the inside surface of the bolt-head *d* shall bottom against the blade *h*, nor the hub *f* against the stock *a*.

*i* is the outside surface of the conical-shaped head *d* of the bolt *e*, and is provided with a scale, *n*, or numerical divisions of a circle, and having an indicating-mark, *k*, upon the margin of the end of the stock.

*m* is a thumb-nut fitted to the screw-bolt *e* in the common way.

Now, it will be seen that, by turning the blade *h* in the stock so that the lines *k k'* shall be one directly in line with each other, the blade will be at right angles with the stock, and, by turning up the thumb-nut or its equivalent, the blade will, by the united action of the conical friction-head *d* and hub *f*, be firmly held in a fixed position, thereby avoiding the heretofore annoyance of having the blade become misplaced.

I believe I have thus shown the nature, construction, and advantage of this invention so as to enable others skilled in the art to make and use the same therefrom.

What I claim, and desire to secure by Letters Patent, is—

1. As an improved article of manufacture, a carpenter's bevel, the conical-shaped orifice, with a conical-shaped bolt-head, *d*, and hub, *f*, stock and blade *a h*, substantially as and for the purpose set forth.

2. In combination with the conical-shaped head *d* and stock *a*, the indicating-characters *n*, substantially as and for the purpose set forth.

JUSTUS A. TRAUT.

Witnesses:

S. P. WILLIAMS,

JEREMY W. BLISS.