

P. J. HOGAN & A. SOWDEN.  
Improvement in Meat-Saws.

No. 114,509.

Patented May 2, 1871.

Fig. 1

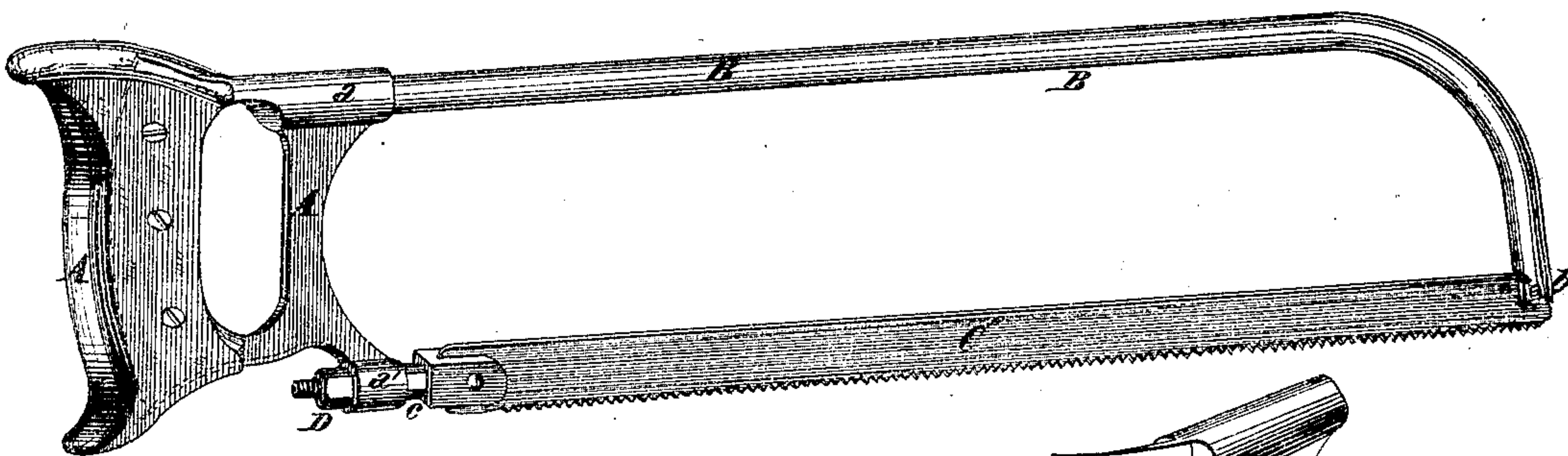


Fig. 2

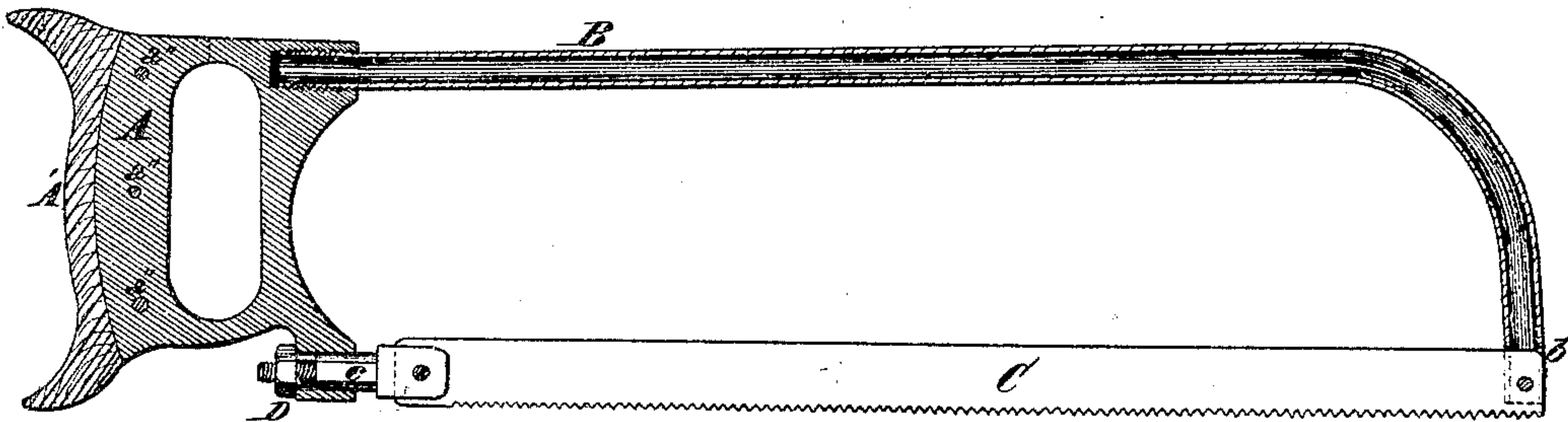
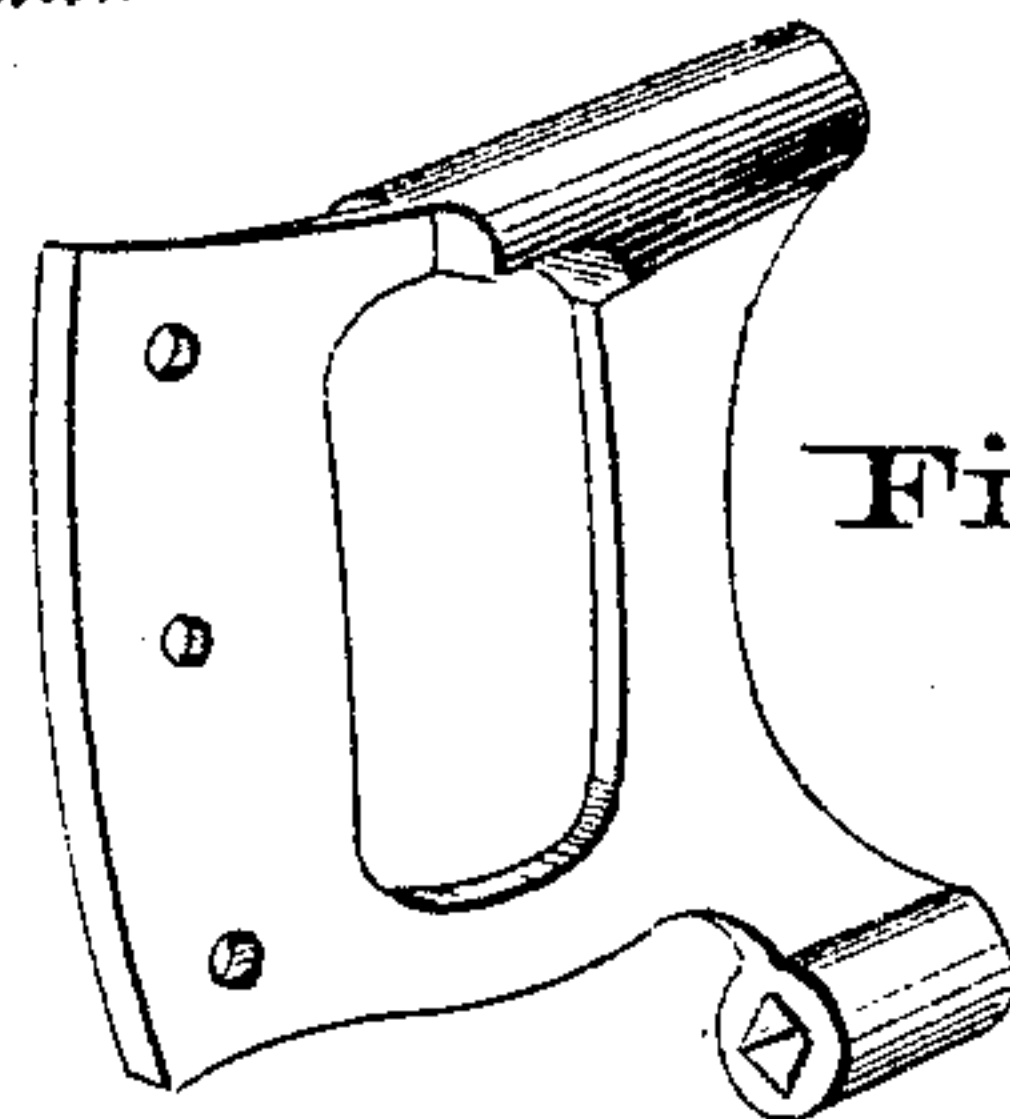


Fig. 3



Attest

*Henry Millward*  
*Eliza F. Layman*

Inventors

*Patrick J. Hogan*  
*and Adam Sowden*  
*By F. Millward*  
*Attorney*

# United States Patent Office.

PATRICK J. HOGAN AND ADAM SOWDEN, OF CINCINNATI, OHIO.

Letters Patent No. 114,509, dated May 2, 1871.

## IMPROVEMENT IN MEAT-SAWS.

The Schedule referred to in these Letters Patent and making part of the same.

### *To all whom it may concern:*

Be it known that we, PATRICK J. HOGAN and ADAM SOWDEN, both of Cincinnati, Hamilton county, State of Ohio, have invented a certain new and useful Improvement in Meat-Saws; and we hereby declare the following to be a full, clear, and exact description thereof, reference being had to the accompanying drawing making part of this specification.

### *Nature and Objects of Invention.*

Our invention consists in the combination of a metallic screw-socketed handle-frame, a hollow curved elastic back, screw-threaded to fit the socket of the metallic frame, and a saw-blade stretched between the metallic frame and the curved end of the hollow elastic back, the object of our invention being to obtain an elastic back which would be light and yet stiff enough to prevent lateral bending or springing, and also to obtain a connection for such a back with the saw, which would admit of cheap manufacture and form a rigid unyielding connection for the saw.

### *Description of the Accompanying Drawing.*

Figure 1 is a perspective view of a meat-saw constructed in accordance with our invention.

Figure 2 is a longitudinal section of the same.

Figure 3 is a detached perspective view of the screw-socketed metallic handle-frame.

### *General Description.*

A is the metallic handle-frame;  
B, the hollow curved elastic back; and  
C, the saw.

The frame A is formed with a socket, *a*, screw-threaded interiorly for the reception of the back B, and is provided also with a socket, *a'*, through which the shank *c* of the saw C passes.

It is faced with wood A' for the grasp of the hand, the wood being fastened on by screws or rivets passing through holes *a''*.

The back B is formed of common gas-pipe, curved, as shown, to give sufficient distance between the saw and back, and also to give elasticity to the back. The elastic back saves the saw from fracture by sudden strains, and also permits the use of a solid eye or socket, *a''*.

The shank *c* is withdrawn entirely from the socket *a'*, when the nut D is removed simply by the retraction of the spring back, and can again be "sprung" into place for the attachment of the nut D. The nut D serves to adjust the saw to different degrees of tension.

The back B is split at *b* for the reception of the saw, which is secured in place by a rivet, as shown. The other end of the back is screw-threaded exteriorly to fit snugly the threaded interior of the socket *a*, and thus the back is rigidly and firmly secured (by the best possible device for the purpose) to the handle-frame.

The hollow character of the back gives lightness, at the same time sufficient stiffness to prevent the springing or bending of the saw and back sidewise. The curve of the back gives the form for elasticity between the points *a' b*.

### *Claim.*

The herein-described hand-saw, composed of the metallic handle-frame A, as constructed, with screw-threaded socket *a* and shank-eye *a'*, curved hollow back B *b*, and adjustable saw C *c* D, the parts being arranged with reference to one another, as shown and set forth.

In testimony of which invention we hereunto set our hands.

P. J. HOGAN.  
ADAM SOWDEN.

Witnesses:

FRANK MILLWARD,  
J. L. WATERMAN.