

DANIEL B. WESSON.

Improvement in Locks for Double-Barreled Fire-Arms.

No. 114,374.

Patented May 2, 1871.

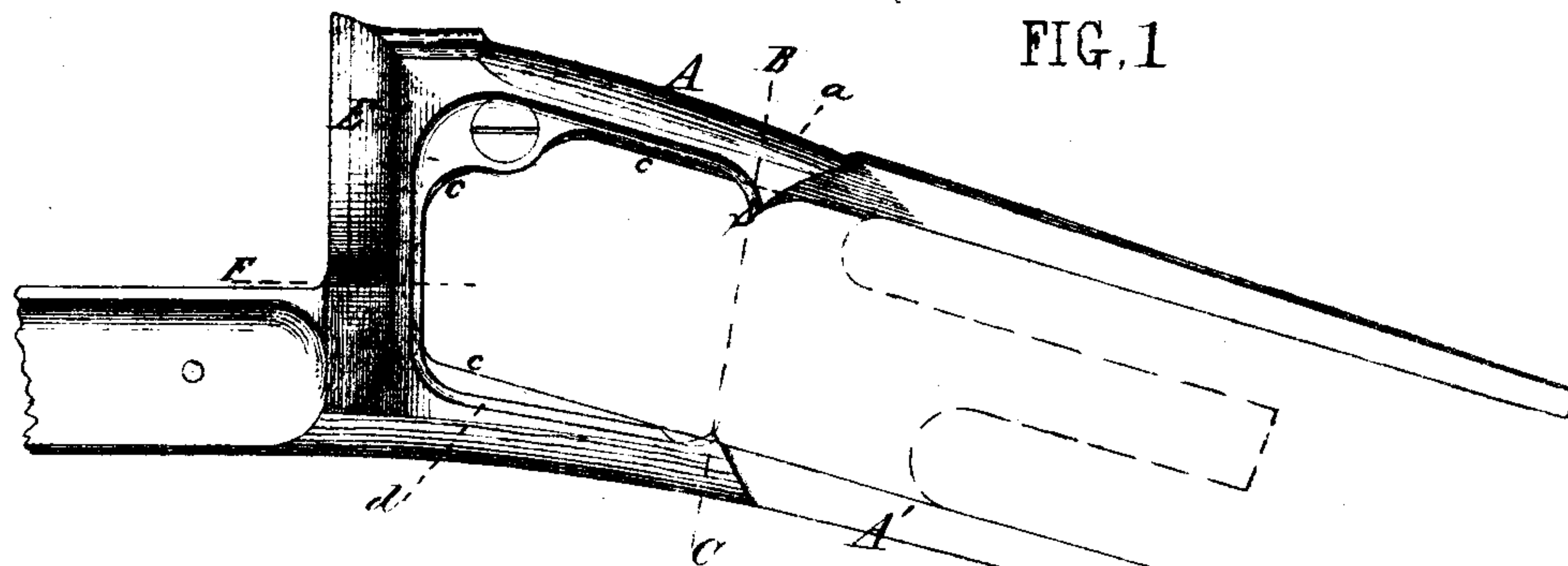


FIG. 1

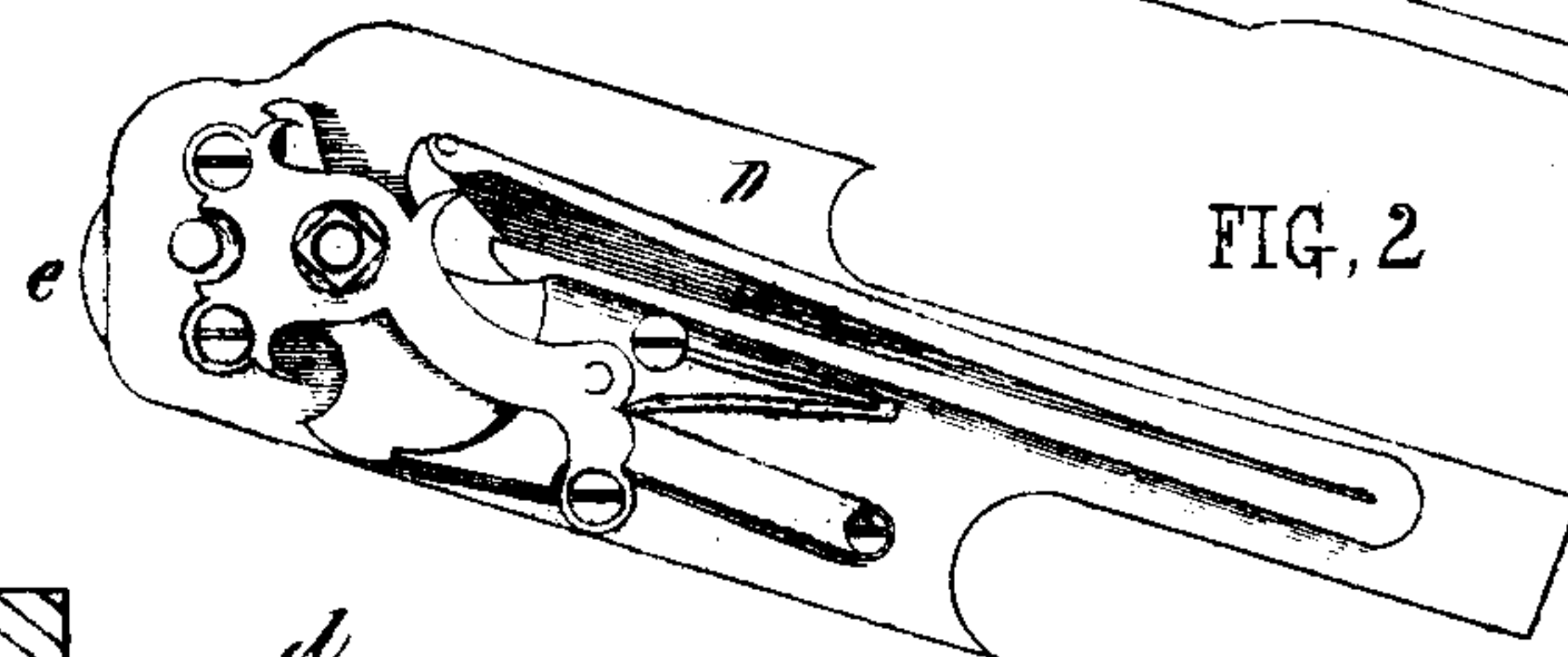


FIG. 2

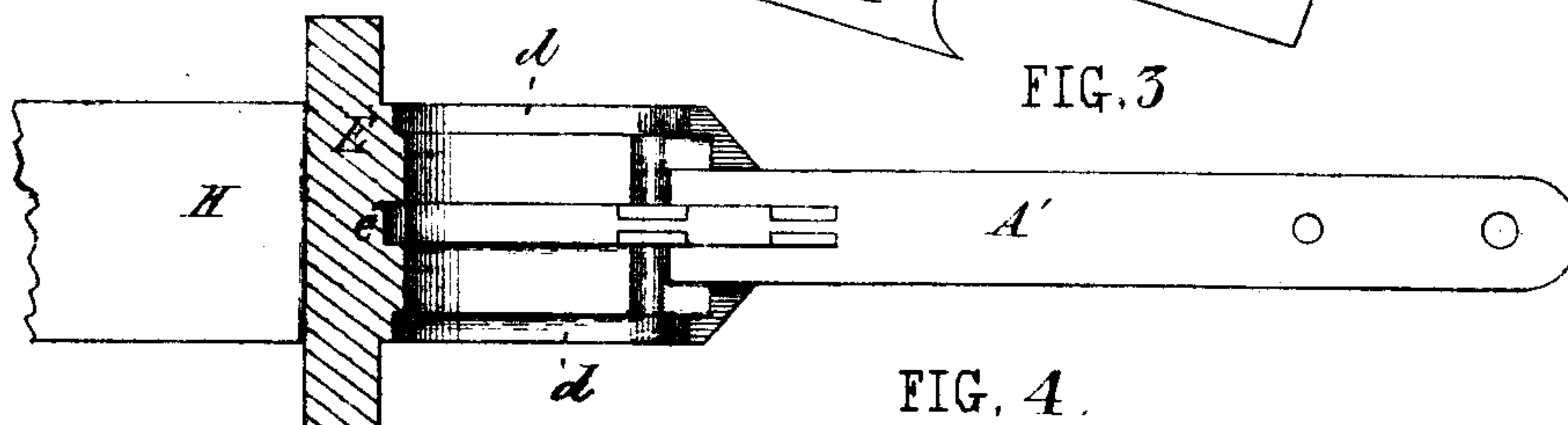
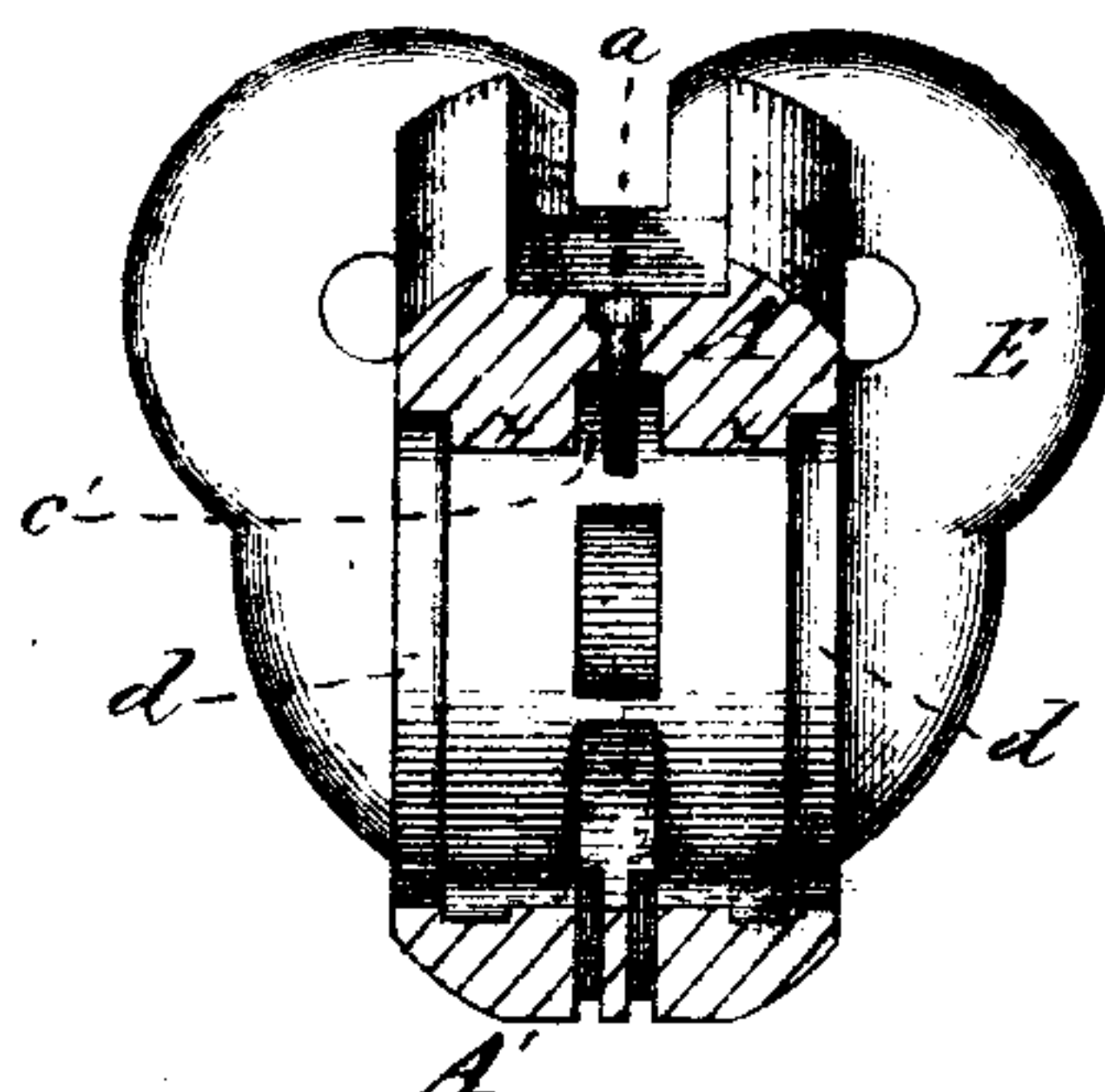


FIG. 3

FIG. 4



Witnesses.

W. A. Fuller
C. E. Howard.

Daniel B. Wesson, Inventor
By J. A. Hunt, his atty.

United States Patent Office.

DANIEL B. WESSON, OF SPRINGFIELD, MASSACHUSETTS.

Letters Patent No. 114,374, dated May 2, 1871.

IMPROVEMENT IN LOCKS FOR DOUBLE-BARRELED FIRE-ARMS.

The Schedule referred to in these Letters Patent and making part of the same.

To all whom it may concern:

Be it known that I, DANIEL B. WESSON, of Springfield, in the county of Hampden and State of Massachusetts, have invented a new and useful Improvement in Double-Barrel Fire-Arms; and I do hereby declare that the following is a full, clear, and exact description thereof, reference being had to the annexed drawing forming a part of this specification and to the letters of reference marked thereon, in which—

Figure 1 is a side view of my invention;

Figure 2 is a side view of the inner plate;

Figure 3 is a horizontal longitudinal section through line F of fig. 1; and

Figure 4 is a transverse vertical section through line B C of fig. 1.

My invention relates to the construction of the lock-frame of double-barrel guns; and consists of an independent plate, to which both locks are secured, said plate being fitted properly to the lock-frame and extending longitudinally within the same, at or near the middle, and in a vertical position; and said plate is so arranged within the frame that, by loosening a screw, which secures it in place, it may be readily withdrawn from the frame with both the locks in place, so that if it should be necessary to detach any part of either lock from the plate it could be done very much more conveniently and quickly than if the plate was solid with the frame, in which case the sides of the recesses in the lock-frame would interfere very seriously with any operation of removing the several parts of the lock.

That others skilled in the art may be able to make and use my invention, I will describe the same.

In the drawing—

A and A' represent the upper and lower parts of the lock-frame, respectively, and these are made sufficiently straight and parallel upon the inside that a plate, D, of suitable thickness, may be slid in from the rear, and, when secured in its position by a pin or

screw, as shown at *a*, the plate fits well the frame, and has a firm bearing therein.

It may be further kept in its proper position by a small projection, *e*, shown on the front part of the plate in fig. 2, which fits into a recess, *e'*, shown in figs. 3 and 4; and also by the two points *x x*, which project downward from the upper part of the frame A, the space between the said points being just wide enough to admit the plate.

In the construction of the arm the several parts of the lock I belonging to each barrel are first put in place upon the plate D, as shown clearly in fig. 2, and the plate is then slid into its place in the frame from the rear, and is then secured in position by a screw or pin, *a*, or by any other suitable device.

The advantages of my invention will be manifest to every one acquainted with the construction of guns of this class, as the difficulty of introducing the necessary tools in removing some parts of the lock—as the mainspring—is very great, as the walls of the recess in each side of the frame interfere very seriously with a rapid manipulation in the removal of the several parts of the lock; whereas, by my invention, the whole plate, with all the parts of both locks attached, may be readily withdrawn from the frame by removing the screw *a*, and then the parts of the lock, being accessible, may be easily and quickly removed from the plates.

Having thus described my invention,

What I claim as new, and desire to secure by Letters Patent, is—

An independent removable plate, D, to which are secured the two locks of a double gun, when said plate is made of a separate piece from the frame of the gun, and is so arranged as to be attached to and detached from the frame, substantially as described.

Witnesses:

DANIEL B. WESSON.

T. A. CURTIS,

HENRY W. HALLETT.