

EDWARD G. SCOVIL.
Improvement in Machines for Charging Iron-Furnaces.
No. 114,356. Patented May 2, 1871.

Fig. 1.

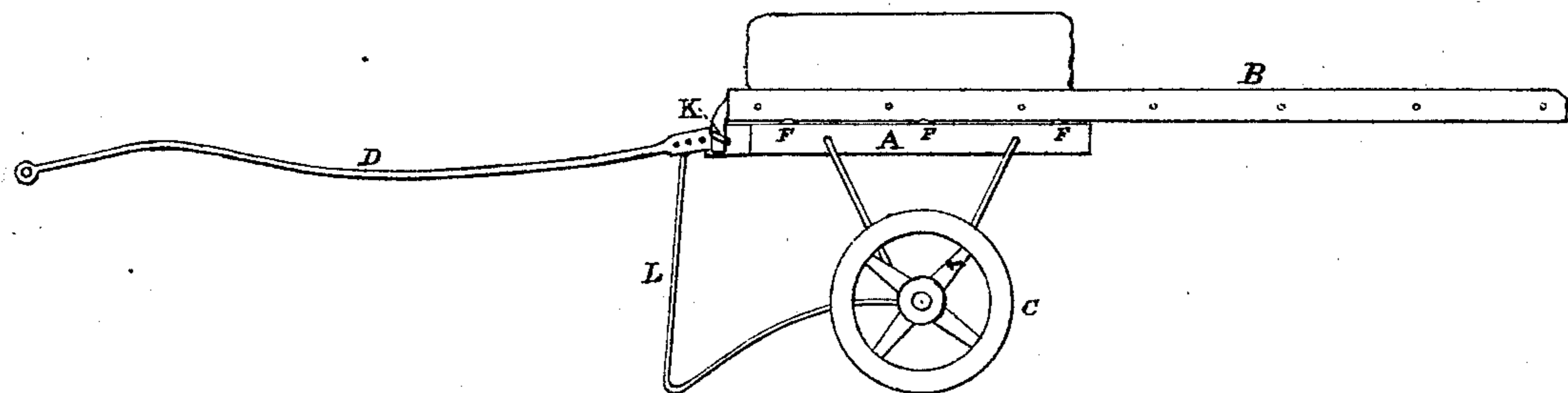


Fig. 2.

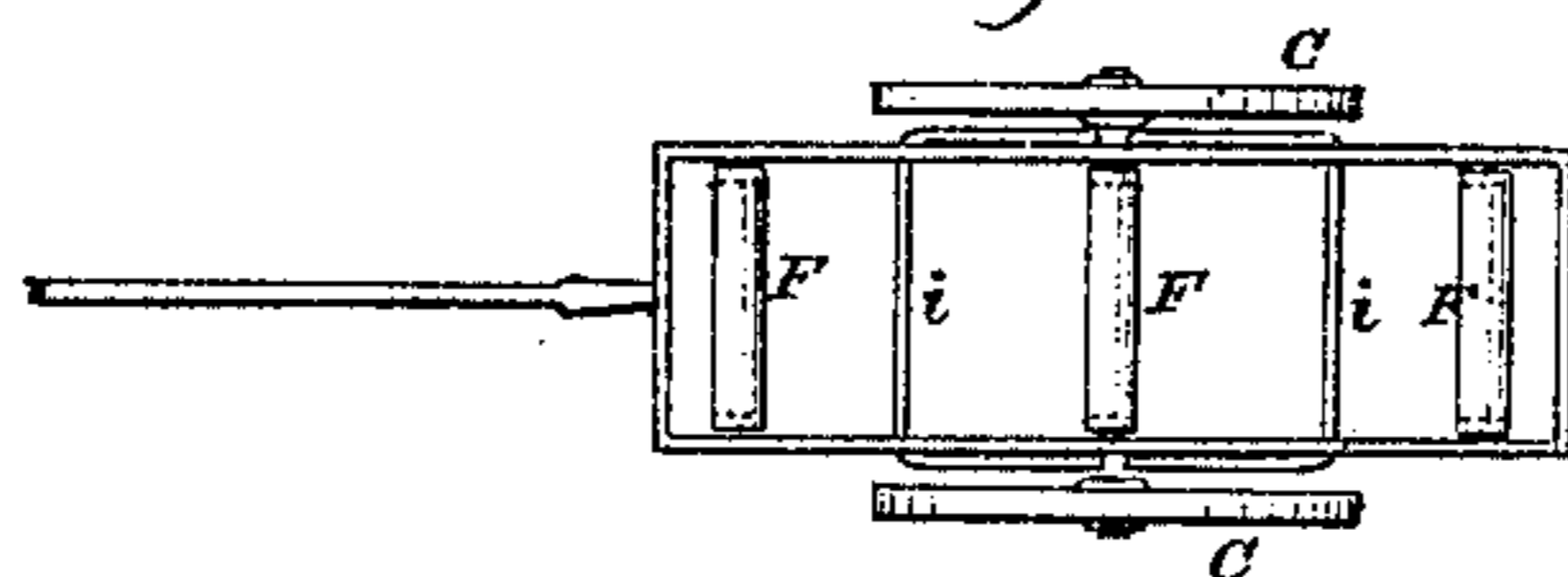


Fig. 3.

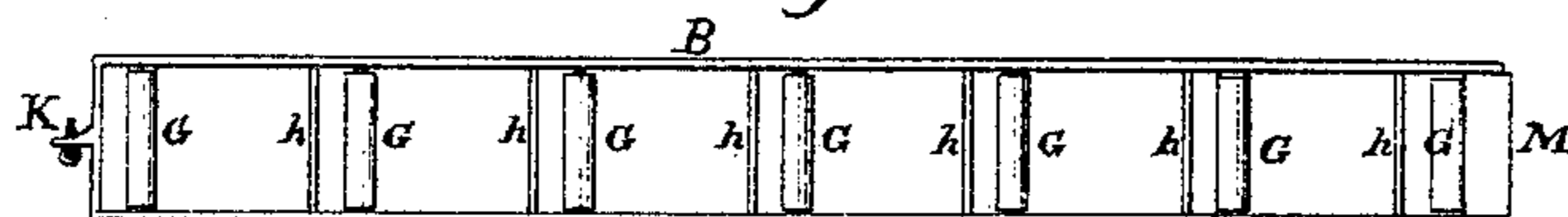
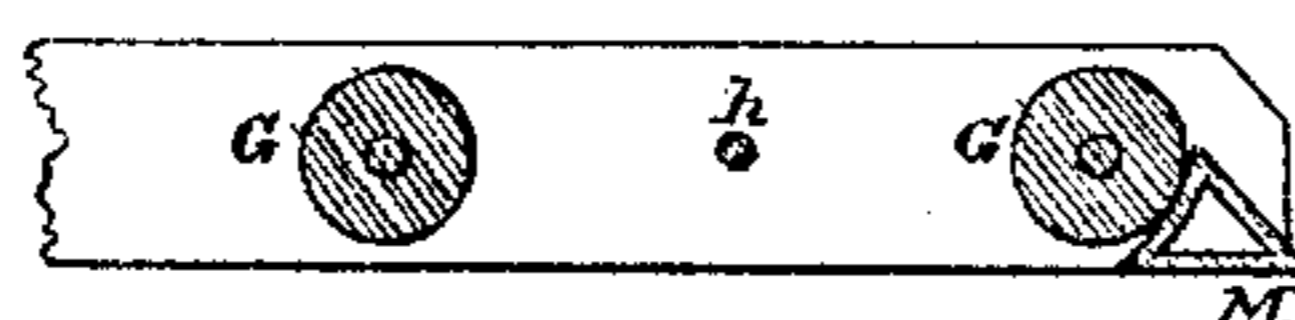


Fig. 4.



Witnesses,

H. A. Daniels

Charles M. Young

Edward G. Scovil, Inventor, by
C. S. Whitman, Attorney,

United States Patent Office.

EDWARD G. SCOVIL, OF ST. JOHN, CANADA.

Letters Patent No. 114,356, dated May 2, 1871.

IMPROVEMENT IN MACHINES FOR CHARGING IRON-FURNACES.

The Schedule referred to in these Letters Patent and making part of the same.

To all whom it may concern:

Be it known that I, EDWARD G. SCOVIL, of St. John, in the Province of New Brunswick and in the Dominion of Canada, have invented an Improved Machine for Charging Iron-Furnaces, known as a Buggy-Peel; and do hereby declare that the following description, taken in connection with the accompanying drawing hereinafter referred to, forms a full and exact specification of the same, wherein I have set forth the nature and principles of my said improvement by which my invention may be distinguished from others of a similar class, together with such parts as I claim and desire to secure by Letters Patent.

My invention relates to machinery or implements used in charging iron masses or piles into a furnace for heating preparatory to rolling; and consists of a carriage or buggy with an elongated frame upon it, provided with rollers, on which the iron pile is made to slide into the furnace, the combination being known as a buggy-peel.

In the accompanying drawing which illustrates my invention and forms a part of this specification, in which corresponding parts are illustrated by similar letters—

Figure 1 is a side view of buggy-peel with iron pile ready for operation.

Figure 2 is a top view of buggy.

Figure 3 is a top view of peel or frame B.

Figure 4 is a detached portion of same.

My invention may be described as follows:

In the drawing referred to letter A represents the frame of buggy mounted on the wheels C, provided with the rollers F for the peel to slide upon, and the tongue or handle D and rest L; the rods *i i* serve to brace and strengthen the buggy-frame.

The frame or peel B is an elongated iron frame, made narrower than the buggy-frame A, and rests upon

the rollers F F F, upon which it is made to slide. It is provided with a number of rollers, G G, &c., and braced with the rods *h h*, &c.

At the end toward the tongue D it is fastened to the buggy by means of an eye and the removable bolt K, and at the opposite end it is provided with a triangular plate or solid piece of iron, M, rigidly attached or welded to the peel B, the plate M being intended to prevent a sudden jar, which would be caused if the iron pile were allowed to slip from the last roller G to the bottom of the furnace; the peel is also of service in lifting the iron pile sufficiently, using the machine as a lever, so that it may be moved upon the frame to the position shown in fig. 1.

The peel B may be kept in position on the buggy by notches or grooves cut in the extremities of the frame A and by corresponding grooves in the rollers F F F. The peel may also be moved further toward the tongue, as circumstances may require, and fastened by the bolt K, the apertures *c c c* being intended to receive the bolt.

The iron pile being in its proper place on the buggy-peel the machine is moved to the furnace, the end with plate M being foremost, and the pile is moved along the peel on the rollers G G, &c., and discharged into the furnace.

Having described my invention,

I will state what I claim and desire to secure by Letters Patent in the following clause:

The peel or frame B, provided with rollers, braces, &c., and the end plate M, constructed and operating as above described, for the purposes set forth.

In testimony that I claim the foregoing I have hereunto set my hand this 19th day of August, 1870.

Witnesses:

EDWD. G. SCOVIL.

S. K. FOSTER,

JOHN D. HOSSACK.