

# G.F. MUNROE, SR. MEDICATED VAPOR BATH.

113911

PATENTED APR 18 1871

Fig. 1.

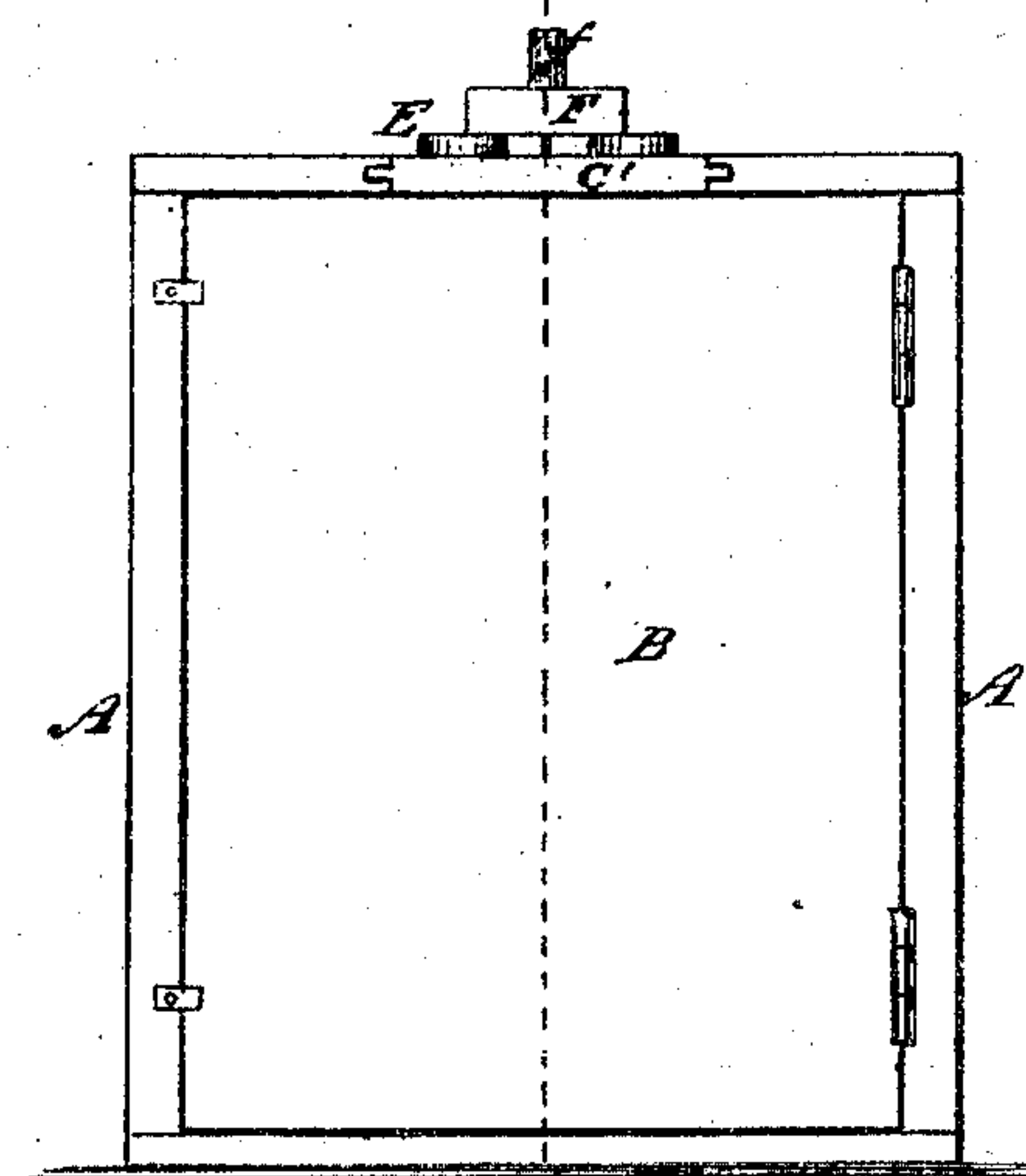


Fig. 2.

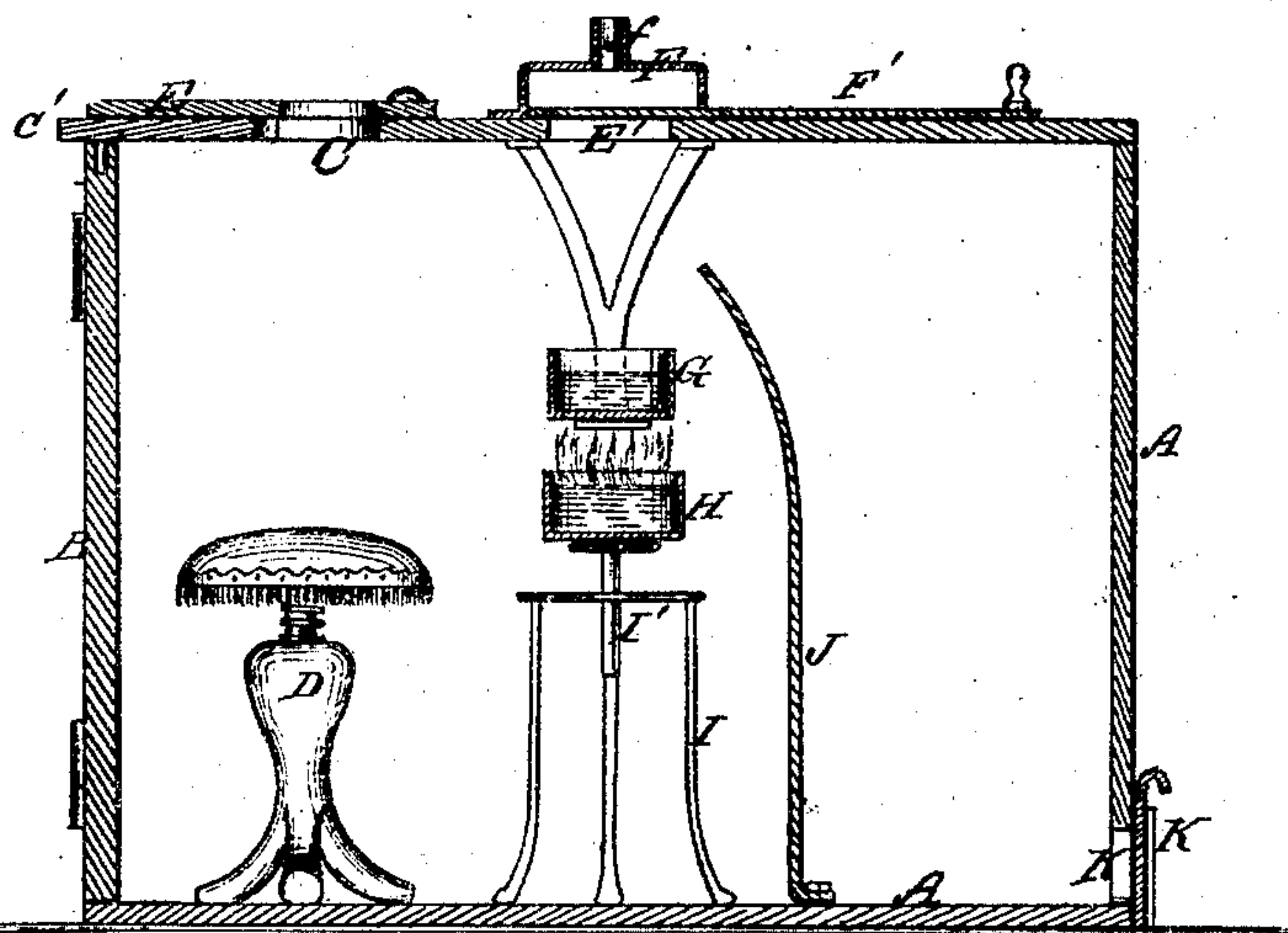
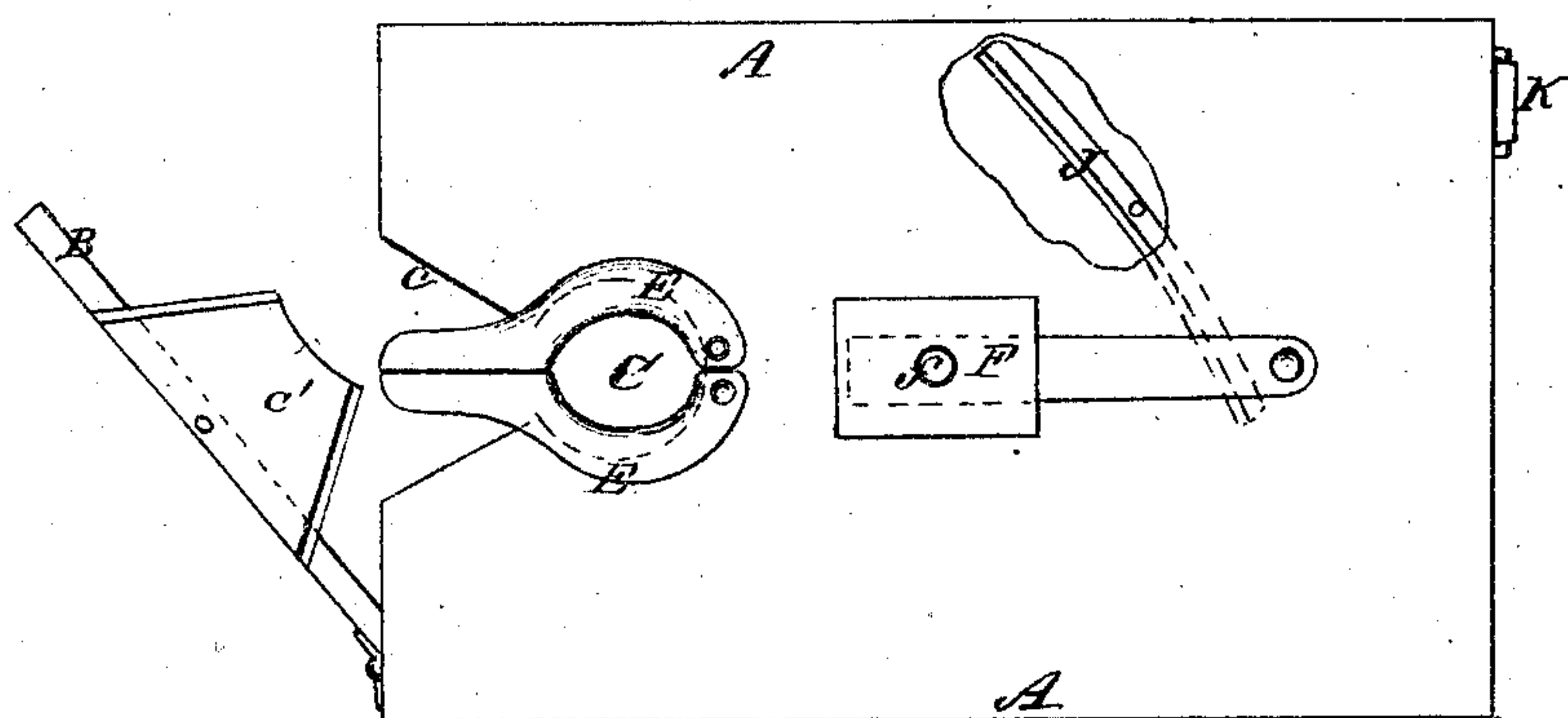


Fig. 3.



Witnesses.

A. Ruppert  
J. H. Hinton

Inventor

Geo. F. Munroe, Sr.  
per Edmund B. Munroe  
Att'y

# UNITED STATES PATENT OFFICE.

GEORGE F. MUNRO, SR., OF ALBANY, MISSOURI.

## IMPROVEMENT IN APPARATUS FOR VAPOR-BATHS.

Specification forming part of Letters Patent No. 113,911, dated April 18, 1871.

*To all whom it may concern:*

Be it known that I, GEORGE F. MUNRO, Sr., of Albany, in the county of Gentry and State of Missouri, have invented a certain new and useful Improvement in Medicated Vapor-Baths; and I do hereby declare the following description to be a full, clear, and exact specification thereof, reference being had to the accompanying drawing, forming a part of the same, in which—

Figure 1 represents a front view of my bath; Fig. 2, a vertical central section of the same, taken through the line *xx* of Fig. 1, and Fig. 3 a plan view thereof.

This invention relates to improvements in medicated vapor-baths; and consists of the construction and arrangement of the component parts thereof, all of which parts will be more fully hereinafter set forth and described.

Similar letters of reference in the several figures above alluded to indicate corresponding parts of my invention.

To enable those skilled in the art to which my invention appertains to make and use the same, I will proceed to describe its construction and operation.

In the annexed drawing, A designates a casing or house, within which the patient to be treated sits, which is supplied with the door B, to admit of entrance thereto. In the top of the house A, at a point in close proximity with the door B, is cut a circular opening, C, to receive the neck of the patient, who sits on the stool or chair D in A, said opening being provided or constructed with the wedge-shaped outlet *c*, which affords admission to said opening, and which is closed by a wedge-shaped rabbeted block, *c'*, pivoted upon the top edge of the door B, the rabbets or tongues of block *c'* entering grooves cut in the walls forming the sides of the said outlet *c* when the door B is closed. E E represent two hinged collars or pieces, which are hinged or pivoted, at one of their ends, at points opposite each other, as seen in Fig. 3, to the top of the house A, and so constructed that, when they are brought together at their opposite ends, enveloping or surrounding the

upper part of the neck of the patient, they will furnish a circular aperture, as shown at C, Fig. 3, the object of said collars being to prevent the medicated vapor from escaping from the house or bath A around the neck of the patient, thereby keeping it from contact with the nostrils. E' designates an aperture made in the center of the top of the bath A, and covered by the cap F, which is furnished with an exit pipe or tube, *f*. F' designates a slide, which slides over the opening E', and between the cap F and the top of the bath, the object of which slide being to admit of the escape of the vapor from the said bath, preparatory to the withdrawing of the patient therefrom. This slide is operated by a knob or handle fastened thereto.

G is a vessel, which is suspended, by any suitable means, from the inside of the top of the bath, and within which is introduced the medicine of the kind desired for evaporation. H is a cup or other suitable vessel with alcohol, situated or placed directly under the vessel G, and upon the circular top or plate of the vertically-movable cylindrical bar I' of the frame or stand I in the bath A.

The alcohol in the cup H, which is represented as being in a burning state, is for the purpose of evaporizing the medicine in vessel G.

J designates a sheet-metal board, which is secured to the bottom of the bath at its lower end, of the curvilinear form shown in Fig. 2, and for the purpose of throwing or directing the heat arising from the burning of the alcohol or other suitable fluid in the vessel H upward about the breast, shoulders, and neck of the patient, driving the disease with which said patient is affected downward.

K is a vertical slide or door, sliding within cleats secured to house A, and covering an opening, K', through which it is intended that the heat may escape, when desired.

Having thus described my invention, what I claim, and desire to secure by Letters Patent, is—

1. The house or casing A, supplied with the door B, having the wedge-shaped block *c'*, the aperture or opening C *c*, collar-pieces



E E, aperture E', slide F', cap F f, and opening with slide K, as and for the purpose described.

2. In combination with the above devices of claim, the sheet-metal board J, stand or support I I', and vessels G and H, all constructed and arranged substantially as and for the purpose set forth.

In testimony that I claim the foregoing I have hereunto set my hand this 28th day of January, 1871, in presence of two subscribing witnesses.

GEORGE F. MUNRO, SR.

Witnesses:

J. F. HAMABER,  
S. H. DOWELL.