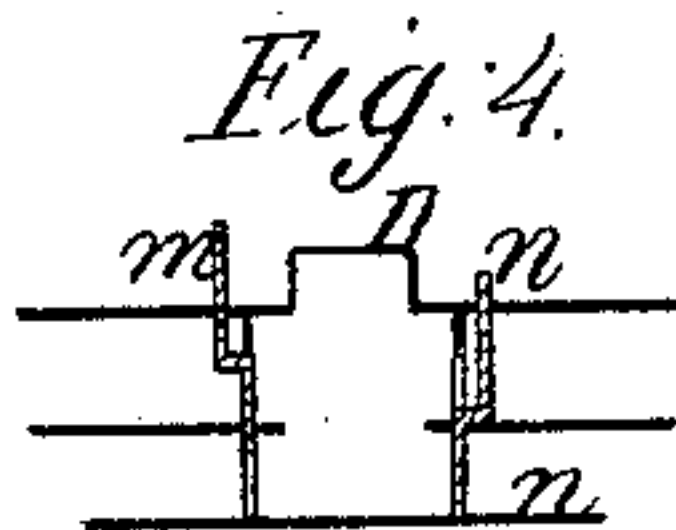
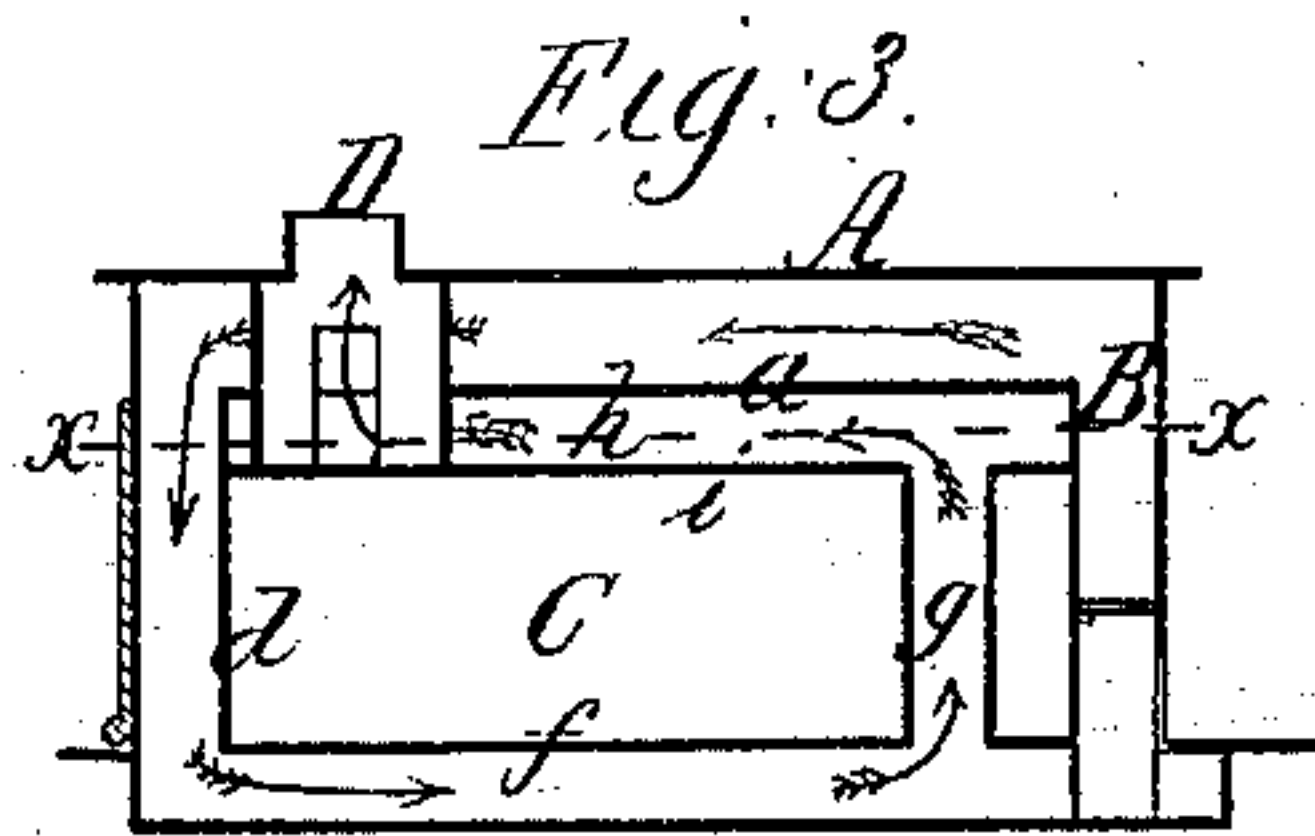
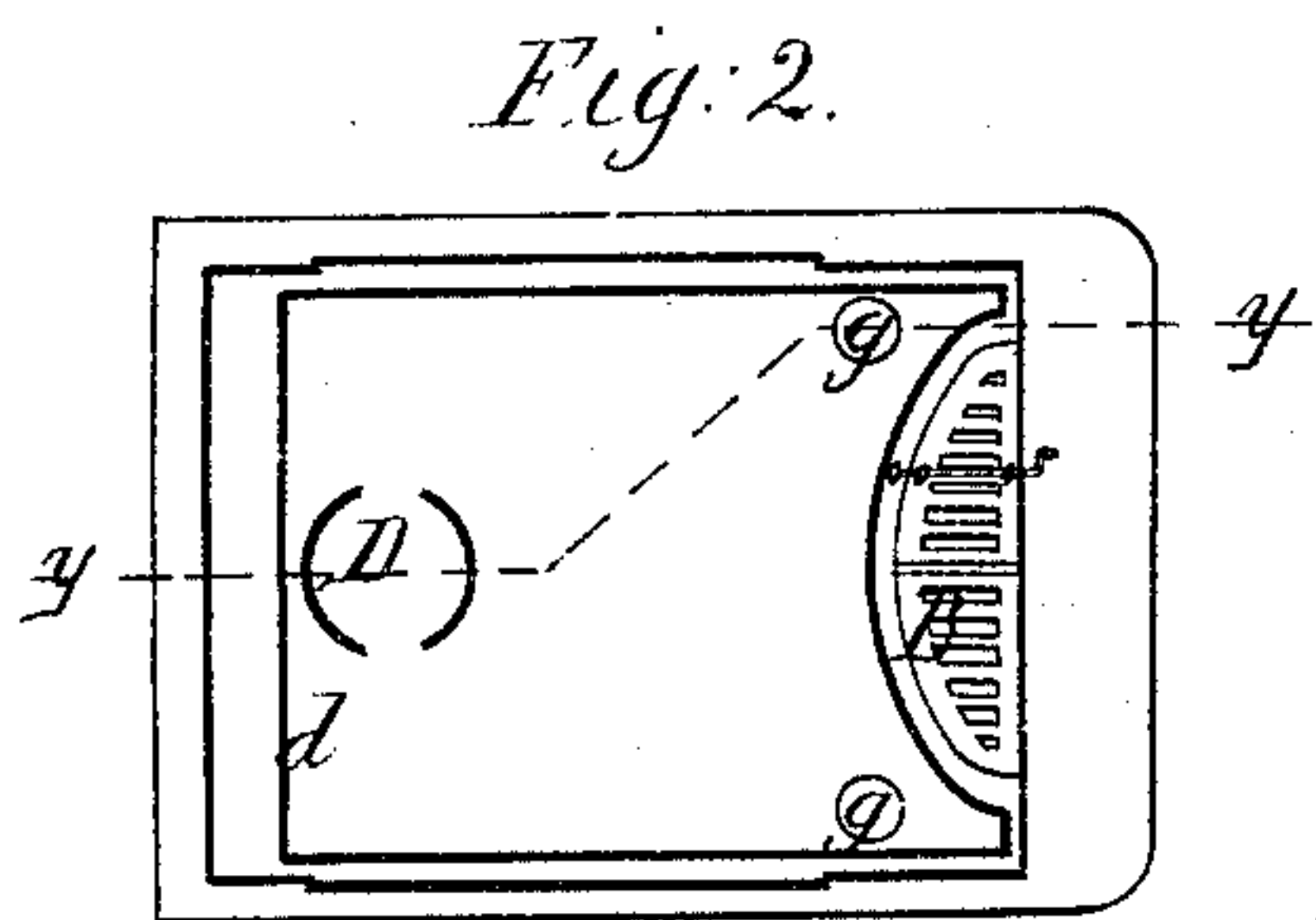
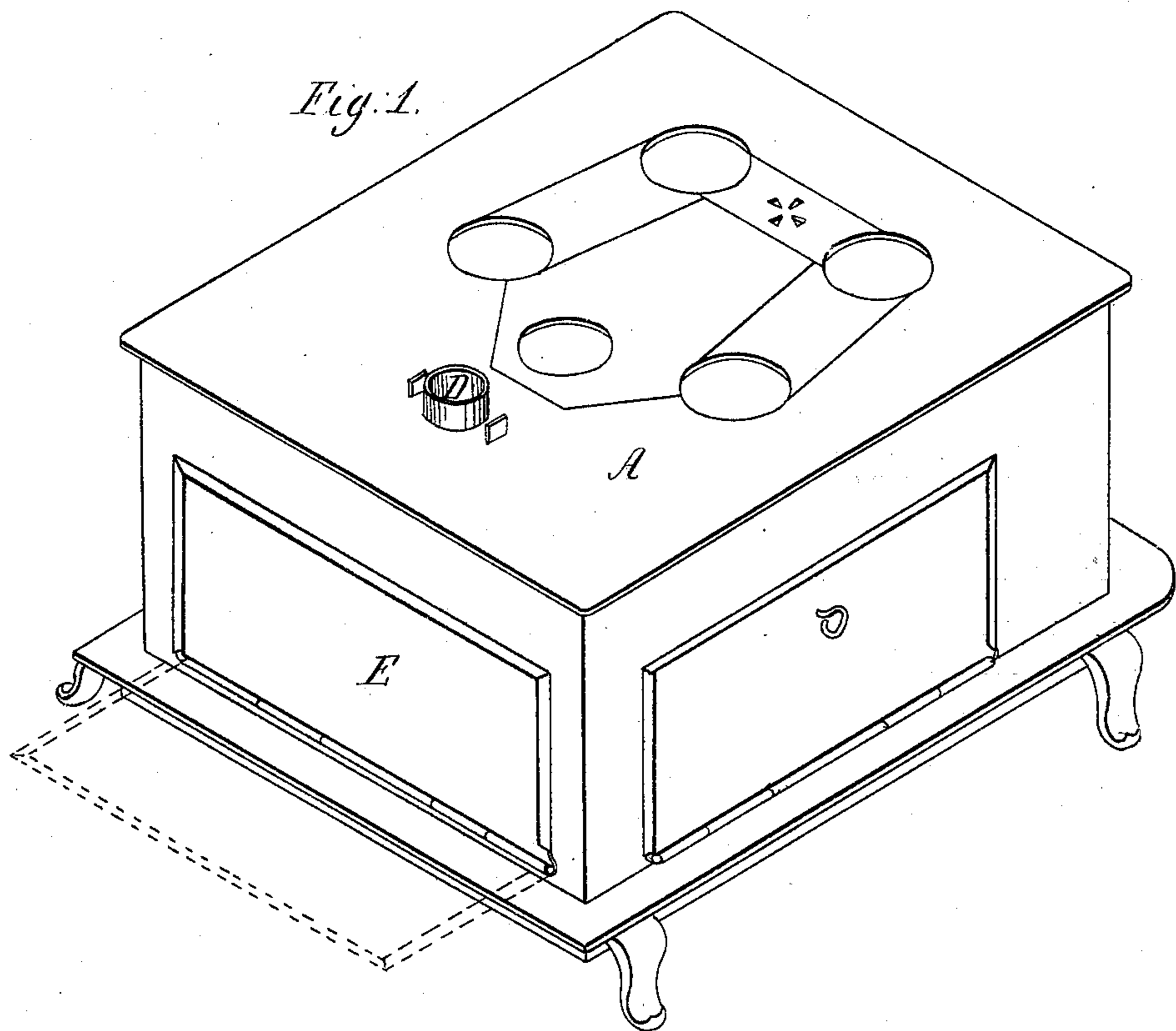


M. A. Boughton,

Cook Stove.

No. 113,842.

Patented Apr. 18, 1871.



Witnesses;

J. A. Shumway
A. J. Tibbitts

Inventor;

Mary Ann Boughton
By her Attorney.

John E. Earle

United States Patent Office.

MARY ANN BOUGHTON, OF BRIDGEPORT, CONNECTICUT.

Letters Patent No. 113,842, dated April 18, 1871.

IMPROVEMENT IN COOKING-STOVES.

The Schedule referred to in these Letters Patent and making part of the same.

To all whom it may concern:

Be it known that I, MARY ANN BOUGHTON, of Bridgeport, in the county of Fairfield and State of Connecticut, have invented a new Improvement in Cooking-Stoves; and I do hereby declare the following, when taken in connection with the accompanying drawings and the letters of reference marked thereon, to be a full, clear, and exact description of the same, and which said drawings constitute part of this specification, and represent in—

Figure 1, a perspective view from the rear of the stove;

Figure 2, a sectional view on line *xx* of fig. 3.

Figure 3, a vertical section on line *yy* of fig. 2; and in

Figure 4, a sectional view of the outlet-pipe, to illustrate the arrangement of the dampers.

This invention relates to an improvement in common cooking-stoves, and consists in the arrangement of a shelf upon the rear of the stove, so as to be turned up against the stove when not in use, or down when required for use.

In the accompanying drawings—

A is the top of the stove;

B, the fire-box;

C, the oven; and

D, the outlet.

From the fire-box over the top of the oven is arranged a plate, *a*, which covers the oven, and is joined

to the plate *d*, which forms the back of the oven thence around to the plate *f*, which forms the bottom of the oven, thence to the tubes or pipes, or other flues, *g*, which conduct to a passage, *h*, between the plate *a* and top *i* of the oven, and this passage or flue *h* opens into the outlet-pipe D.

Dampers, *n* and *m*, are arranged in the said outlet-pipe, so that when pushed down, as seen at *n*, fig. 4, the connection with the passage *h* is closed and communication is open to the outlet directly from the fire; or when raised, as denoted at *m*, the opening from the fire directly is cut off and the passage *h* to the outlet opened.

Upon the back of the stove I hinge a plate or shelf, E, so as to be dropped to the position denoted in blue, and there self-supporting; or turned up, as denoted in black, and there held in any convenient manner; the object of the shelf being to afford a convenient position for the placing of articles desired to be kept in a warm state.

Having thus fully described my invention,

What I claim as new and useful, and desire to secure by Letters Patent, is—

The arrangement of the hinged shelf E in the rear of the stove, as and for the purpose specified.

MARY ANN BOUGHTON.

Witnesses:

A. J. TIBBITS,

J. H. SHUMWAY.