

G. A. Bridler,

Wood Pavement.

No. 113,838.

Patented Apr. 18. 1871.

Fig 1




Fig 2

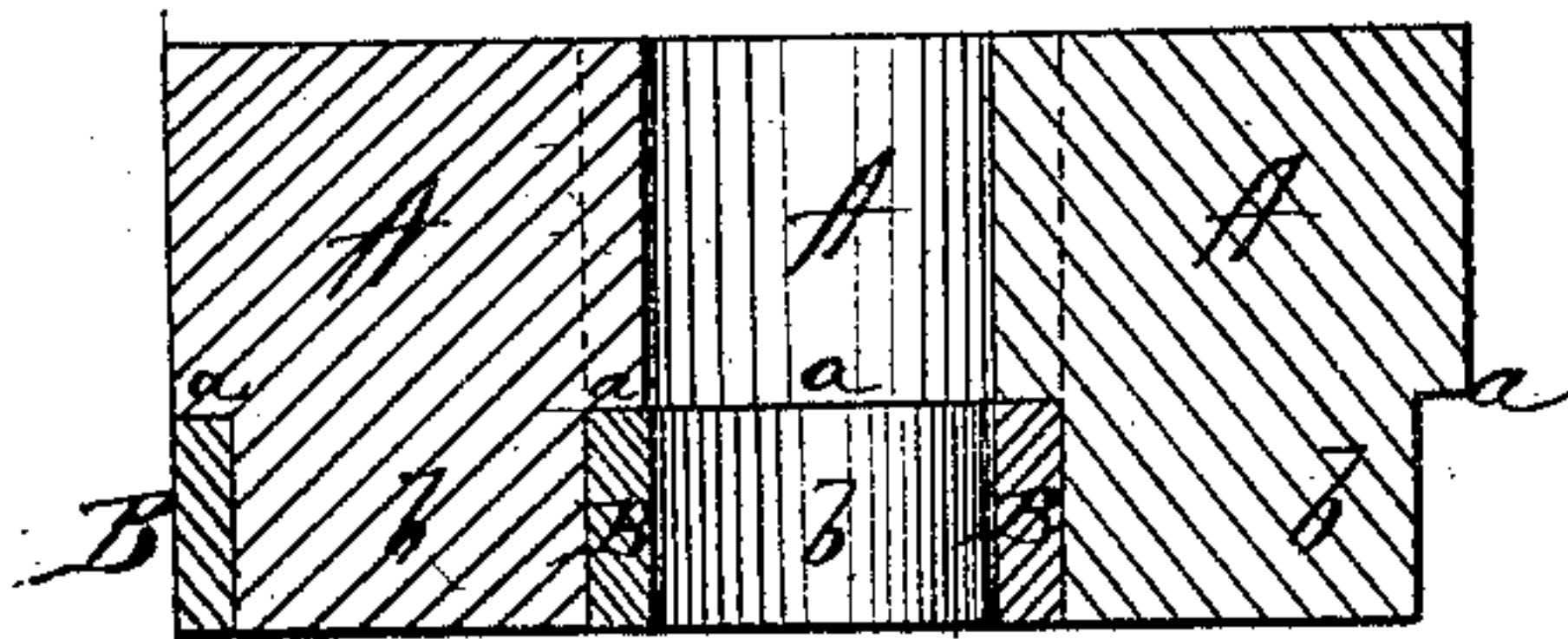


Fig 3

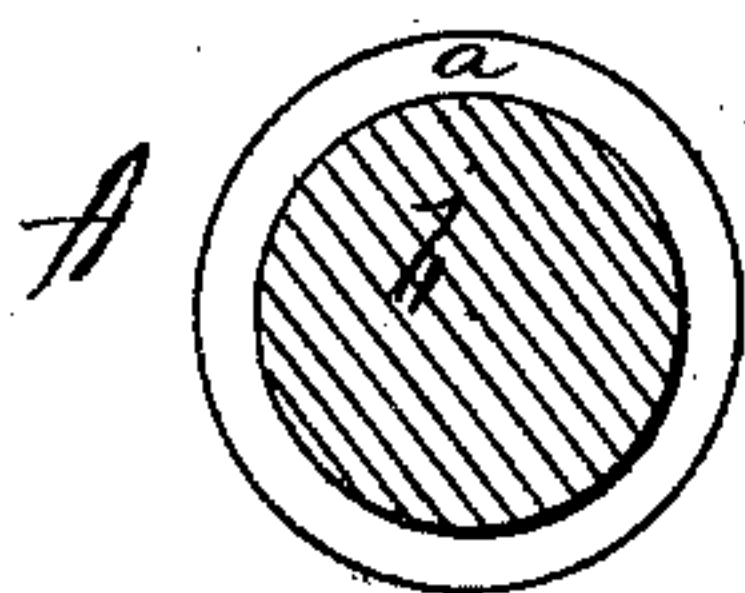


Fig 4

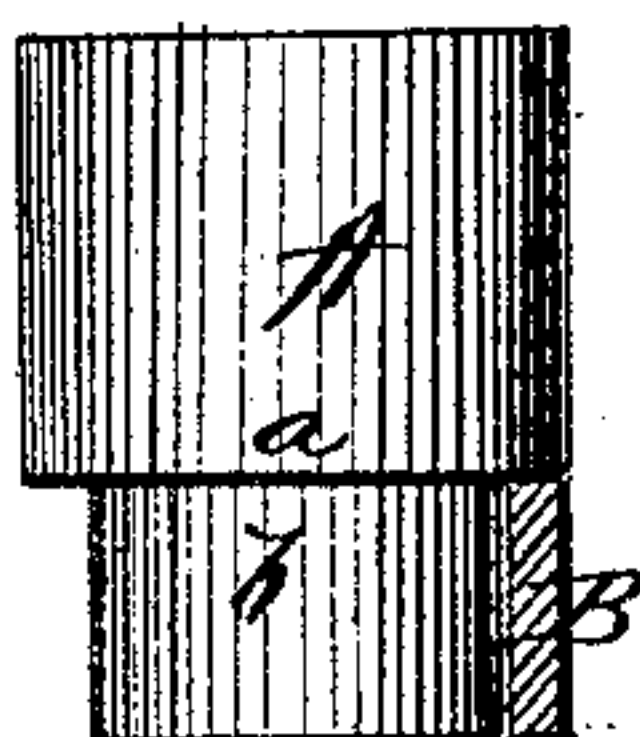


Fig 5

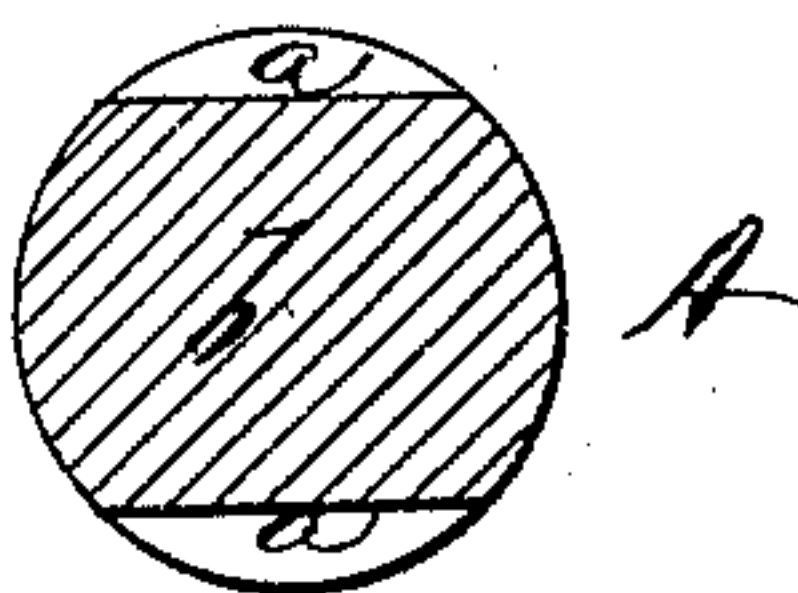



Fig 6



Witnesses.

A. A. Yeghian  
C. L. Ewert.

Inventor.

George A. Bridler  
per Alexander V. Mullan  
Atty.

# UNITED STATES PATENT OFFICE.

GEORGE A. BEIDLER, OF PHILADELPHIA, PENNSYLVANIA.

## IMPROVEMENT IN WOODEN PAVEMENTS.

Specification forming part of Letters Patent No. **113,838**, dated April 18, 1871.

*To all whom it may concern:*

Be it known that I, GEORGE A. BEIDLER, of Philadelphia, in the county of Philadelphia, and in the State of Pennsylvania, have invented certain new and useful Improvements in Wooden Pavements; and do hereby declare that the following is a full, clear, and exact description thereof, reference being had to the accompanying drawing, and to the letters of reference marked thereon, making a part of this specification.

The nature of my invention consists in a series of round blocks provided with tenons and offsets, and supported upon and to each other by planks, scantlings, or other pieces of timber, as will be hereinafter more fully set forth.

In order to enable others skilled in the art to which my invention appertains to make and use the same, I will now proceed to describe its construction and operation, referring to the annexed drawing, in which—

Figure 1 is a plan view, and Fig. 2 is a vertical section. Figs. 3, 4, 5, and 6 show various views of blocks with tenons and offsets.

A A represent round blocks of suitable length and diameter. At or near the center of each block is turned an offset or shoulder, *a*, the lower part of each block from said offset or shoulder forming a tenon, *b*. These tenons and offsets may be formed in various ways.

In Figs. 3 and 4 I have shown a round tenon, with the shoulder or offset running entirely around the block.

In Fig. 5 the shoulder is made only on two sides, making the tenon half square; or the tenon may be made entirely square.

In Fig. 6 I have shown the shoulder running

all around the block, but wider on two sides, making the tenon square on two sides, with rounded ends.

B B represent planks, scantlings, or other pieces of timber, made of such width and thickness as to fit on the sides of the tenons *b* from the shoulder or offsets *a* to the lower ends of the blocks. These pieces B B are placed, as shown, parallel with each other, making the blocks A A come in parallel rows, each block in one row between two blocks in the adjoining rows.

It will be seen that no single block can be pressed down without pressing down the contiguous blocks.

The round blocks A A may be made very much cheaper than the usual square blocks.

Refuse timber which cannot be used for square blocks or for other purposes can readily be made into these round blocks.

The spaces between the blocks may be filled with sand, gravel, concrete, or any other desired material.

Having thus fully described my invention, what I claim as new, and desire to secure by Letters Patent, is—

A series of round blocks provided with shoulders or offsets and tenons, and supported by planks, scantlings, or other pieces of lumber, the whole being arranged substantially as herein set forth.

In testimony that I claim the foregoing I have hereunto set my hand this 8th day of March, 1871.

G. A. BEIDLER.

Witnesses:

C. L. EVERT,

A. N. MARR.