

*Improved attachment of a removable boiler
to a cook-stove; Samuel Smith, assignor to himself
and Charles Noble & Co.*

113807

Fig. 1.

PATENTED APR 18 1871

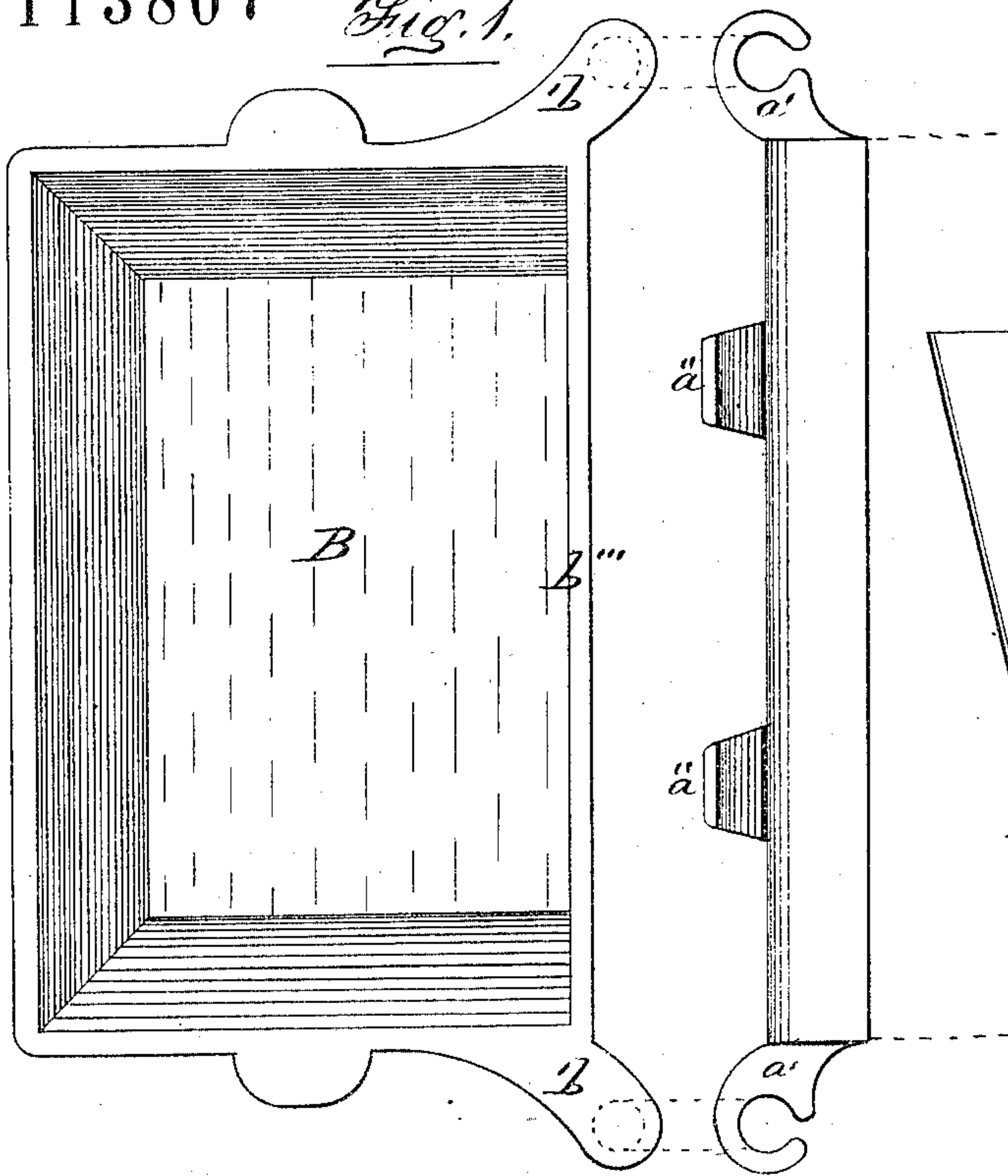


Fig. 2.

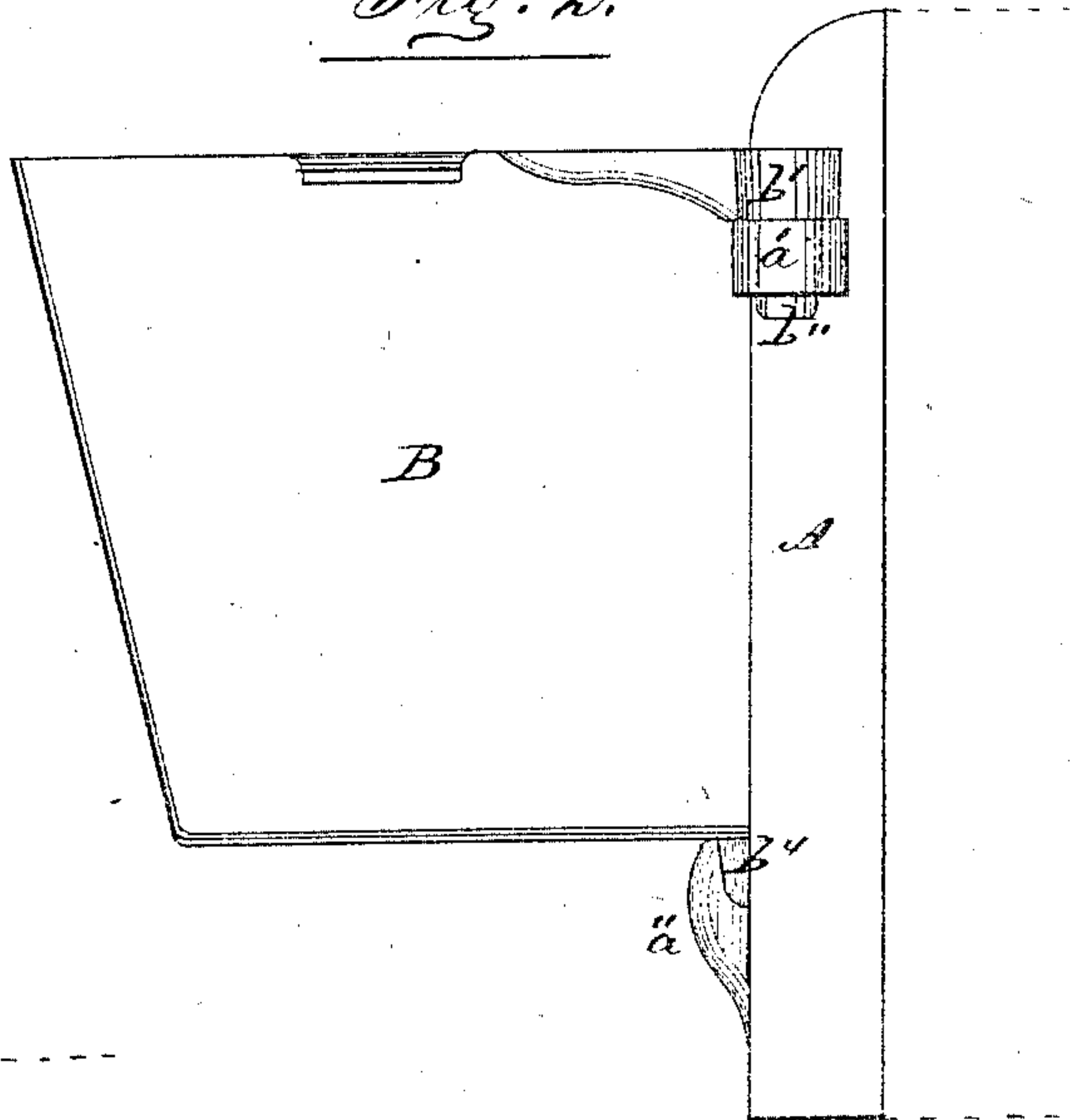
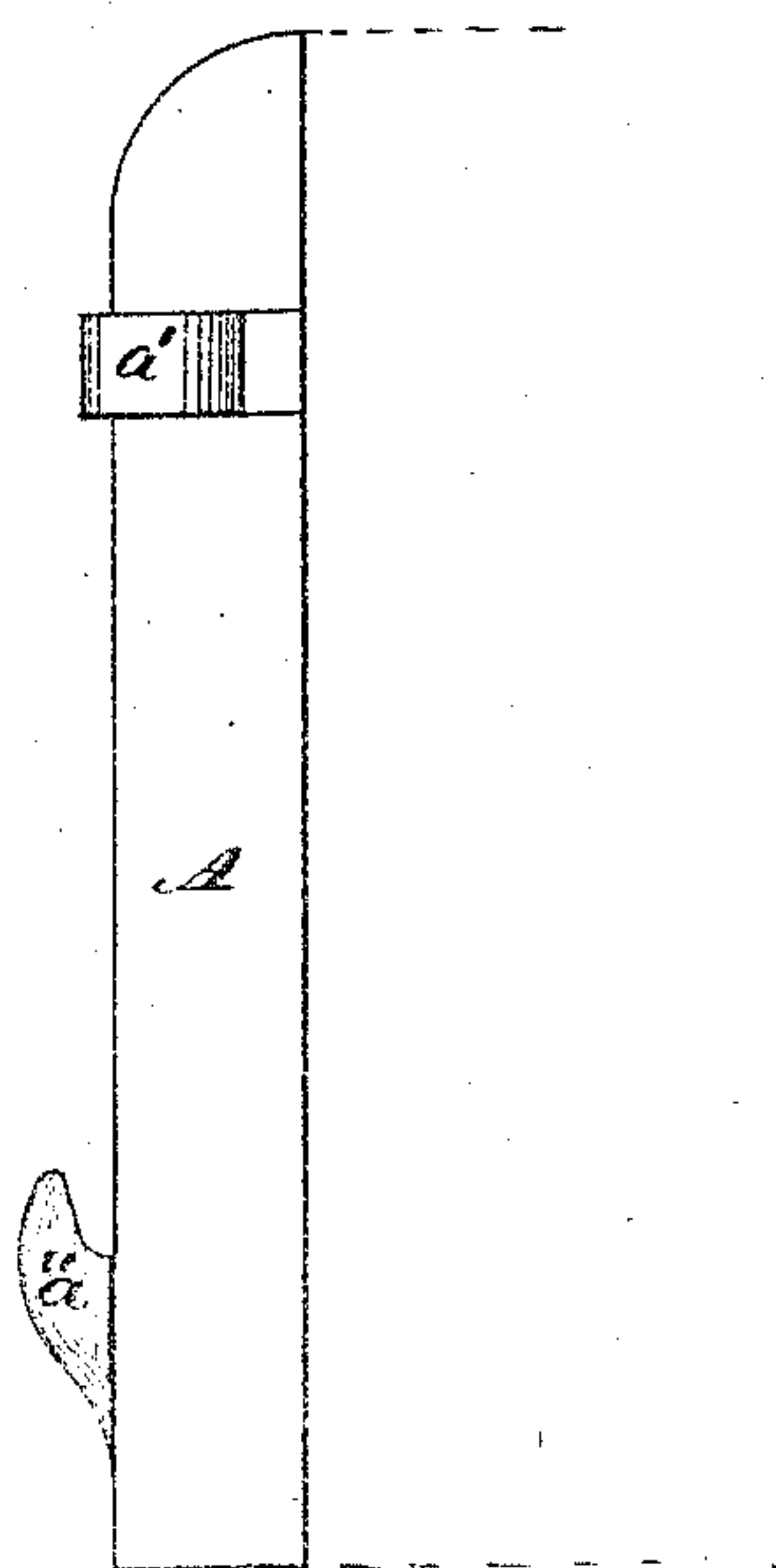
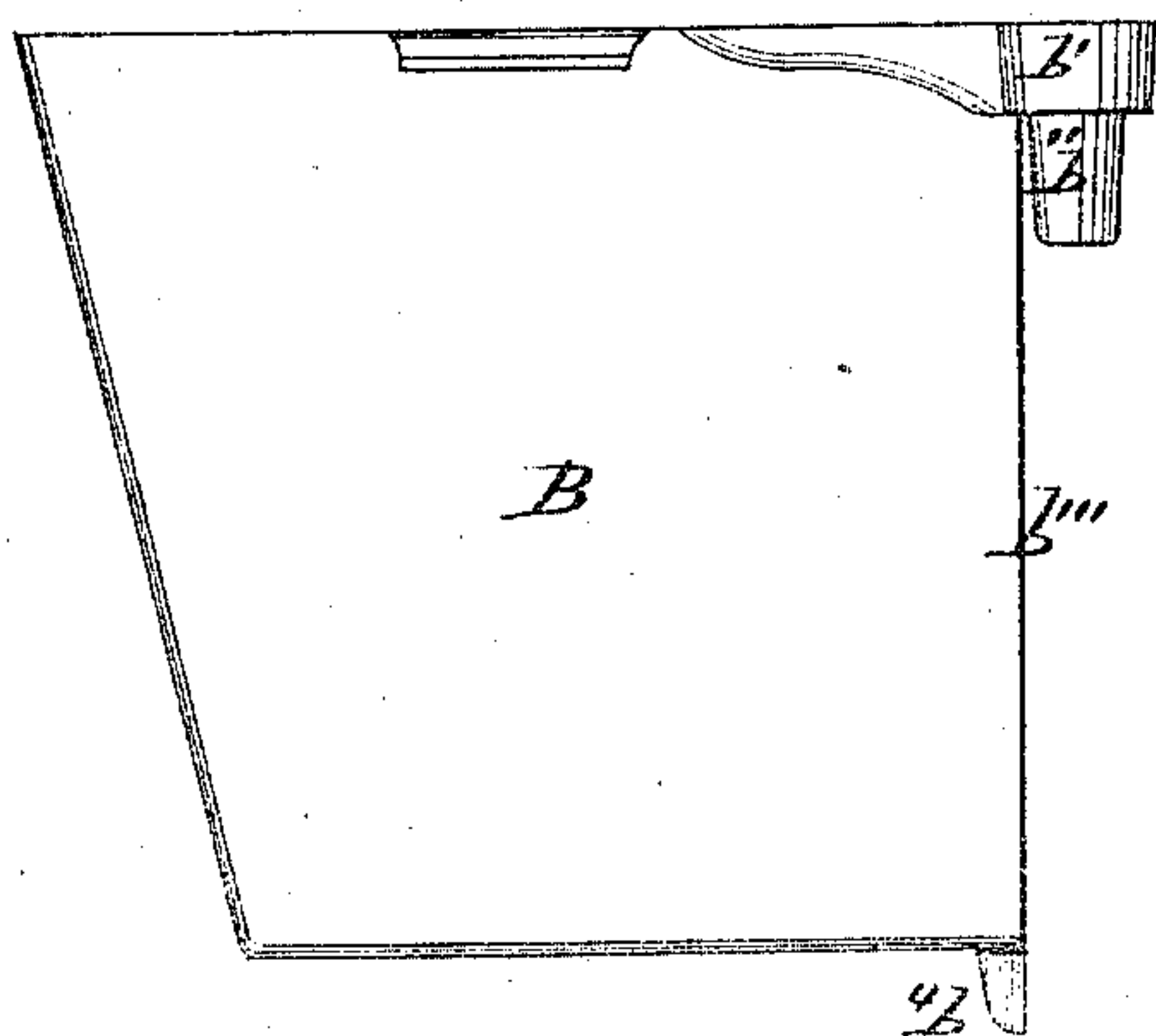


Fig. 3.



Witnesses:

Wm. H. Morrison

Wm. H. Morrison

Inventor:
Samuel Smith

United States Patent Office.

SAMUEL SMITH, OF PHILADELPHIA, PENNSYLVANIA, ASSIGNOR TO
HIMSELF AND CHARLES NOBLE & CO., OF SAME PLACE.

Letters Patent No. 113,807, dated April 18, 1871.

IMPROVEMENT IN COOKING-STOVES.

The Schedule referred to in these Letters Patent and making part of the same.

I, SAMUEL SMITH, of the city of Philadelphia, in the State of Pennsylvania, have invented certain Improvements in Attaching Removable Boiling-Vessels to Cook-Stoves, of which the following is a specification.

Nature and Objects of the Invention.

My invention relates to the attachment of a removable boiling-vessel to the side plate of a cooking-stove in such a manner that the said vessel can be readily attached to the stove or detached and put away, as occasion may at any time require; the object of my invention being to afford a ready means of providing hot water, or of boiling articles of food, &c., as occasion may require without occupying or encumbering the top plate or the pot-holes in the said stove by said vessel.

Description of the Accompanying Drawing.

Figure 1 is a top view of the boiling-vessel and of the side plate of the stove, detached from each other.

Figure 2 is a side elevation of the boiling-vessel and of the stove-plate attached together.

Figure 3 is a side elevation of the boiling-vessel and of the edge of the stove-plate detached from each other.

General Description.

The side plate A of the stove, to which the boiling-vessel B may be attached, is intended either to form one side of, or to be in contact with, the fire-box of the stove.

Near each of the two upper corners of said plate A an eye-plate, *a'*, projects horizontally from the vertical edges; and near the lower edge of the same plate A two toes, *a'' a''*, project outward and upward from the flat outside surface of said plate.

The side of the boiler or boiling-vessel B, which is to fit against the plate A, is made to correspond with the width of the said plate, and extending horizontally from the two upper corners of that side of the boiling-vessel there are two respective projections, *b'* *b'*, each having a tapering stud, *b'''*, projecting down-

ward from its under side, each of which will readily enter its respective eye *a' a'* on the plate A, when the said vessel B is applied with its vertical side *q'''* flat against the face of the plate A and slide downward until the parts *b'* and *a'* are interlocked, as represented in fig. 2.

The outside depth of the vessel B is such that, when connected with the plate A by the interlocking of the parts *b'* and *a'*, as described, the bottom edge of the side *b'''* will just clear the tops of the toes *a'' a''*; and for the purpose of affording additional support and stability to the said vessel B when suspended against the plate A of a stove, two wedging-blocks, *b⁴ b⁴*, are cast on the under side of B in a line with the side *b'''*, so as to respectively correspond with and fit the space between the toes *a'' a''* and the plate A, as represented in fig. 2.

It will be understood without further description that the attachment of a boiling-vessel to the side plate of a cooking-stove in the manner described will leave the whole of the top plate of the stove free for other vessels required in cooking, while an ample supply of hot water, as such, or for boiling meats or vegetables, can at the same time be afforded by the application of the said vessel B to the stove-plate A, and that the said vessel can be readily detached and "put away" when not required to be used for the purpose; and, moreover, while the additional cost of the said boiler or vessel is trifling, the stove can be used without it, and the purchaser of the latter have the choice of purchasing the boiler or not, as he may elect.

Claim.

I claim as my invention—

The eye-plates *a' a'* and toes *a'' a''*, cast on the vertical side plate A of the stove, and the projections and studs *b' b''' b' b'''*, and wedging-blocks *b⁴ b⁴*, cast on the boiler B, all substantially as and for the purposes hereinbefore set forth.

SAMUEL SMITH.

Witnesses:

BENJ. MORISON,
WM. H. MORISON.