

L. Holmes,

Scissors.

No. 113,519.

Patented Apr. 11. 1871.

FIG. 1.

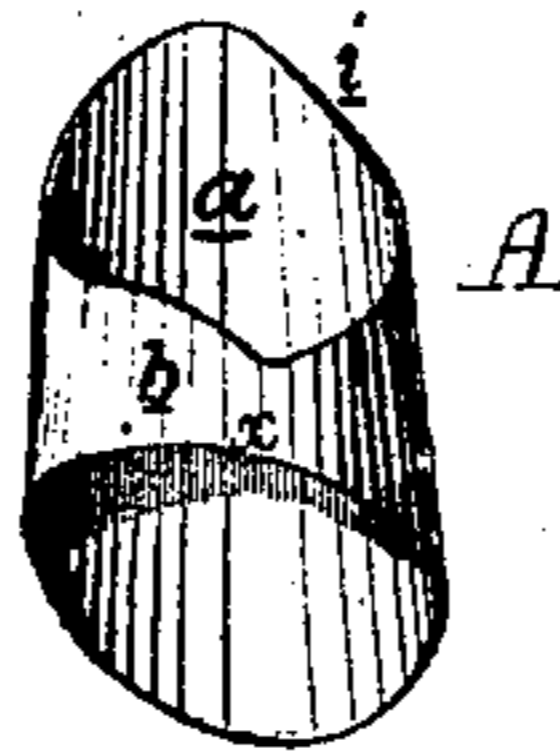


FIG. 3.

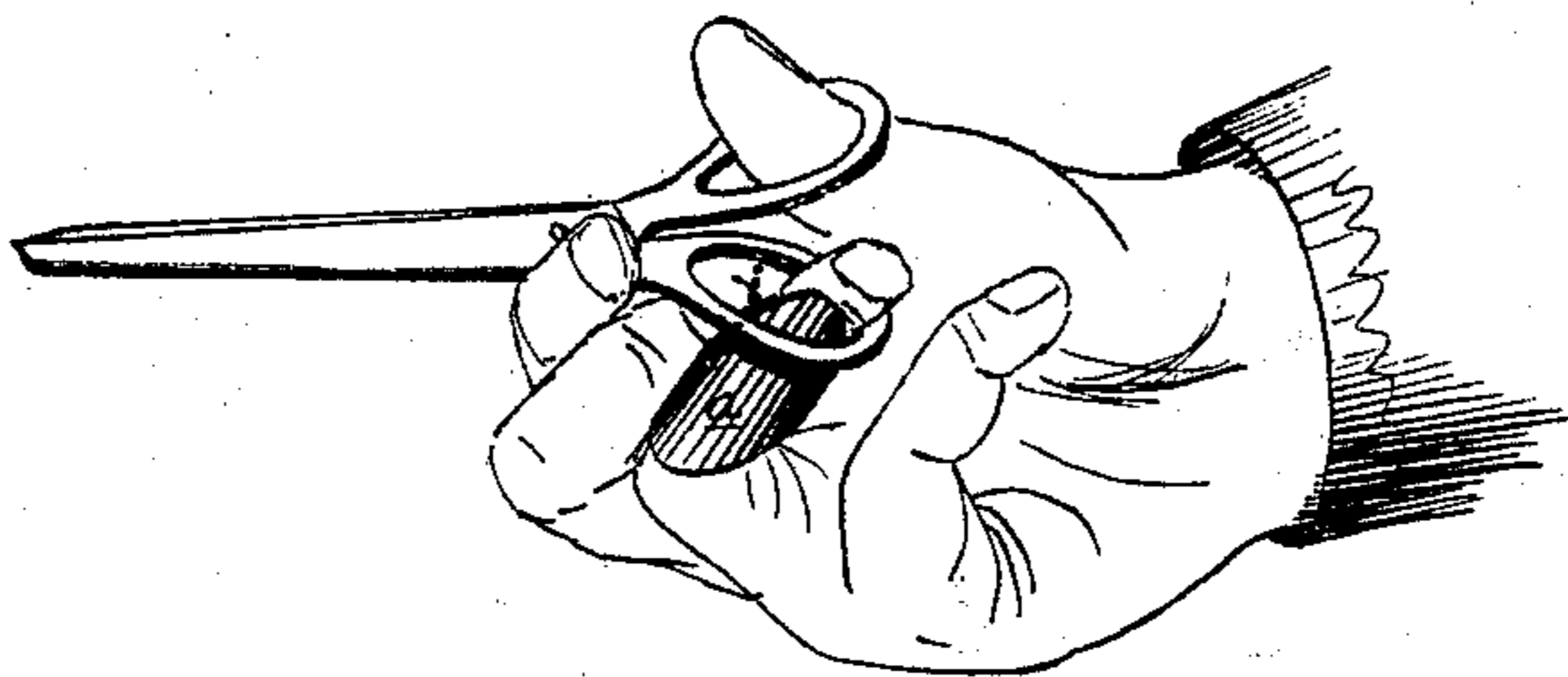


FIG. 2.

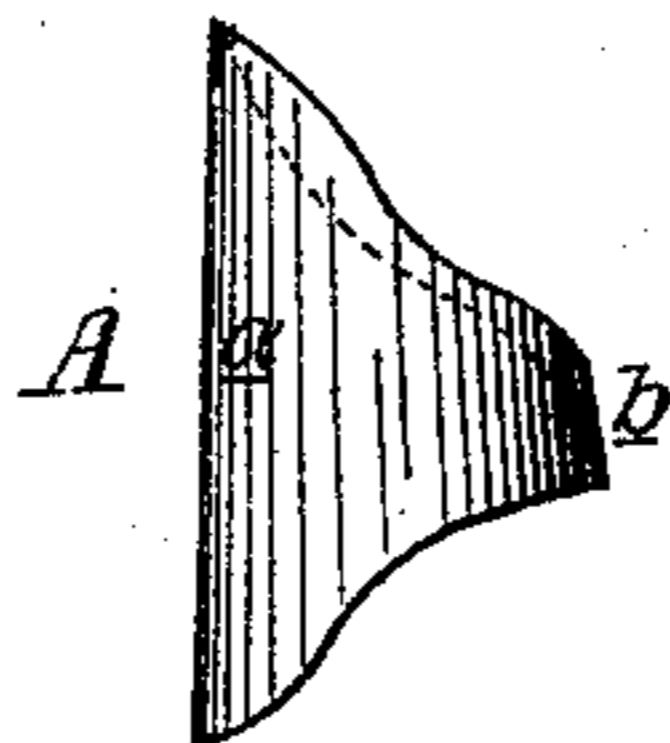
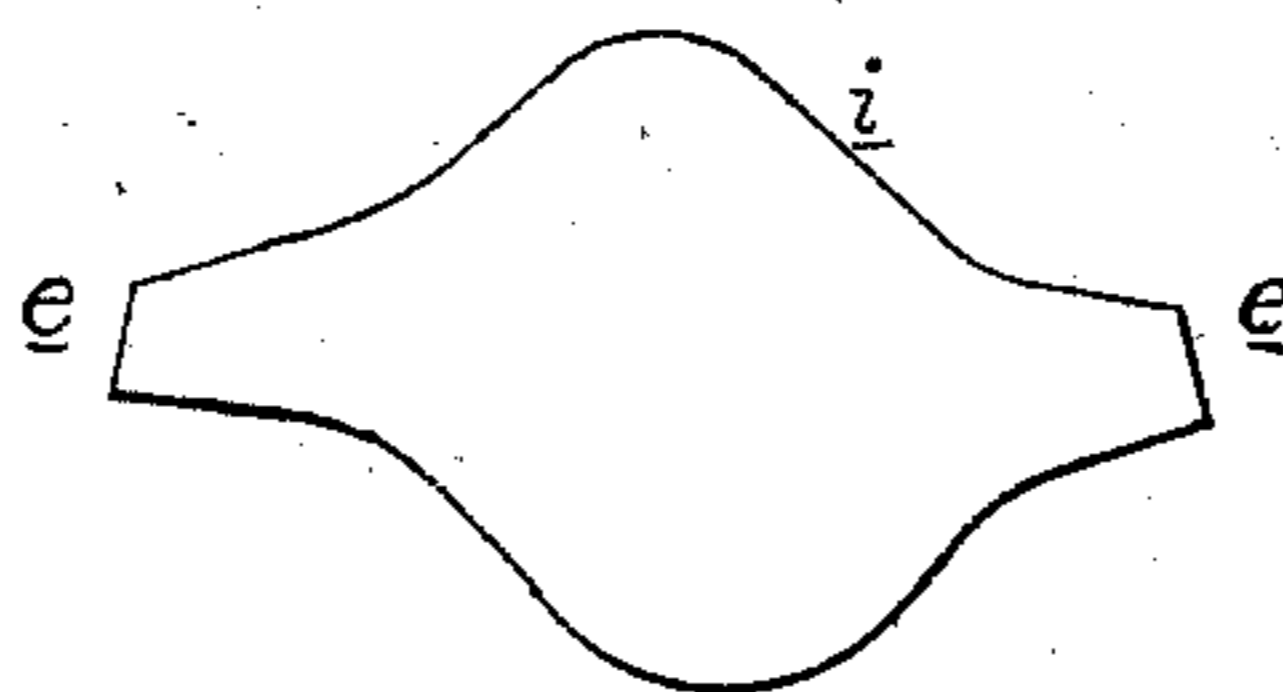


FIG. 4.



Witnesses.

A. H. Norris

C. B. Foster

Levi Holmes

By his Attys

Hanson Son

United States Patent Office.

LEVI HOLMES, OF GREEN POINT, NEW YORK.

Letters Patent No. 113,519, dated April 11, 1871.

IMPROVEMENT IN FINGER-GUARDS.

The Schedule referred to in these Letters Patent and making part of the same.

I, LEVI HOLMES, of Green Point, county of Kings, State of New York, have invented an Improvement in Finger-Guards, of which the following is a specification.

Nature and Object of the Invention.

My invention consists of a guard, too fully described hereafter to need preliminary explanation, the object of which is to protect the hand when scissors are used.

Description of the Accompanying Drawing.

Figure 1 is a rear view of my finger-guard.

Figure 2, a side view;

Figure 3, a view representing the guard in its position on one of the fingers of the right hand; and

Figure 4, a plan view of a blank from which the guard may be made.

General Description.

In using scissors for cutting thick or tough materials, or in using them continuously for cutting any material, the excessive or constant pressure of the edge of the lower "eye" of the scissors, through which the third finger of the right hand passes, scores or abrades the finger, and in time forms thereon a callous rib, which is both unsightly and painful.

To prevent this I employ a guard, A, consisting of an irregular curved face or shield, *a*, and a curved band, *b*, forming with the shield a ring, through which the finger may be inserted, the guard being generally applied to the third finger of the right hand, so that when scissors are used the ring will bear upon the shield instead of against the finger, as usual.

In order that the guard may fit the finger and not

in any way interfere with its movement or abrade the same or the adjacent fingers, it is essential, first, that it shall be of a tapering form—in fact that it shall be of the form of a section of a tapering tube; secondly, that the lower edge *x* of the band *b* shall be inclined, as shown in fig. 1; and, thirdly, that the shield shall be cut away at the upper inner edge *i*, as shown in the drawing.

The tapering form of the guard insures the contact of the point of the guard with the finger when the latter is bent, and prevents the guard from catching in the cloth or other material being cut.

The lower edge *x* of the band *b* is inclined to prevent it from indenting the inner side of the finger, and thereby causing pain to the wearer, while by the cutting away of the shield at *i* the abrasion of the adjacent finger by contact with the edge of the shield is prevented.

The shield may be made in various ways. I prefer, however, to stamp from a sheet of metal sections similar in form to that shown in fig. 4, to bend the ends *e e* until they meet, and then solder them together.

Claim.

A finger-guard, consisting of a shield, *a*, of the form described, and a band, *b*, inclined at its lower edge, the whole forming the section of a tapering tube, as set forth.

In testimony whereof I have signed my name to this specification in the presence of two subscribing witnesses.

Witnesses.

SAML. D. CLARK,
ALFRED E. BARLOW.

LEVI HOLMES.