

Everts & Cingini, Drawer Plate.

No. 113,506.

Patented Apr. 11. 1871.

fig. 1.

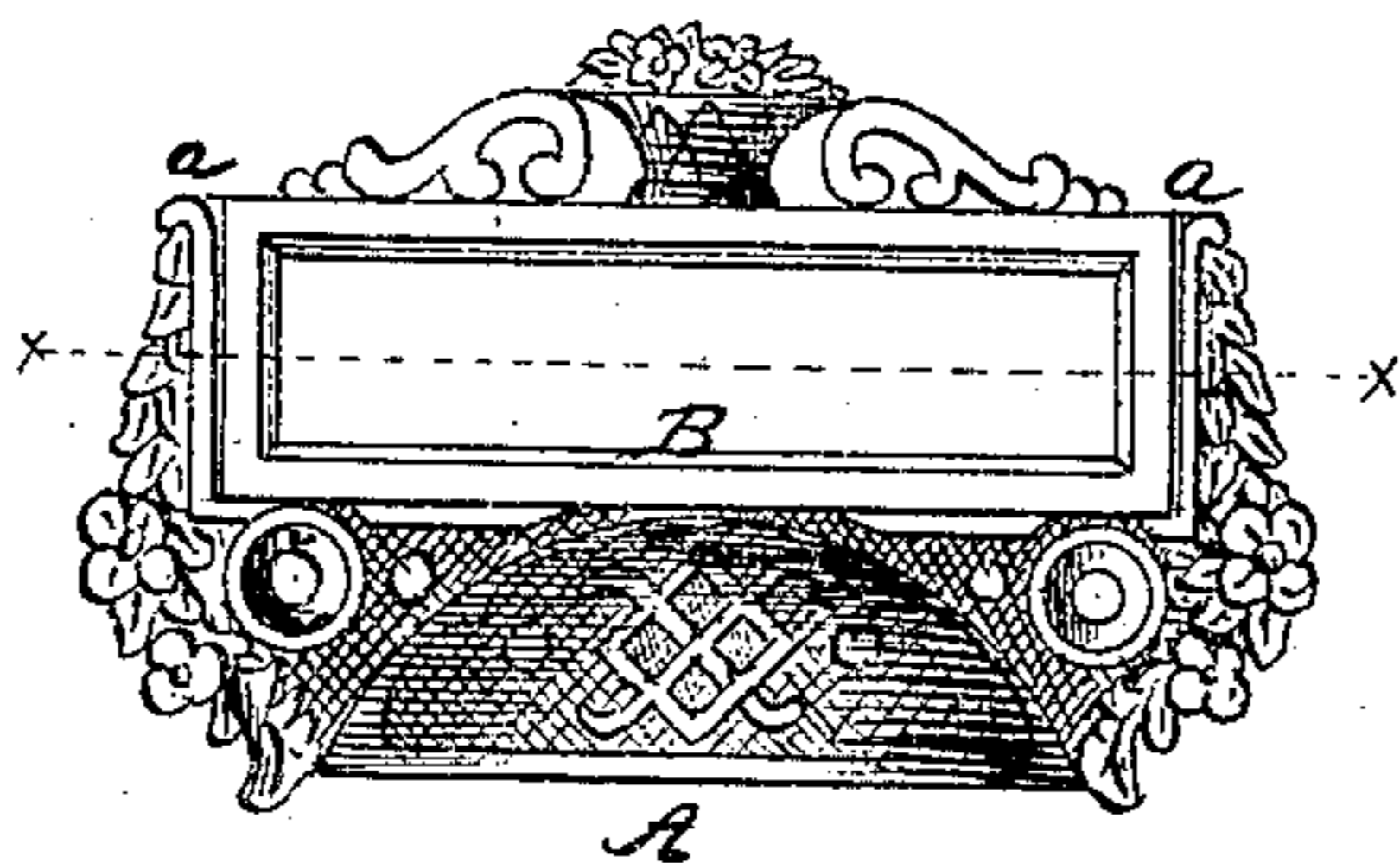


fig. 3.




fig. 2.

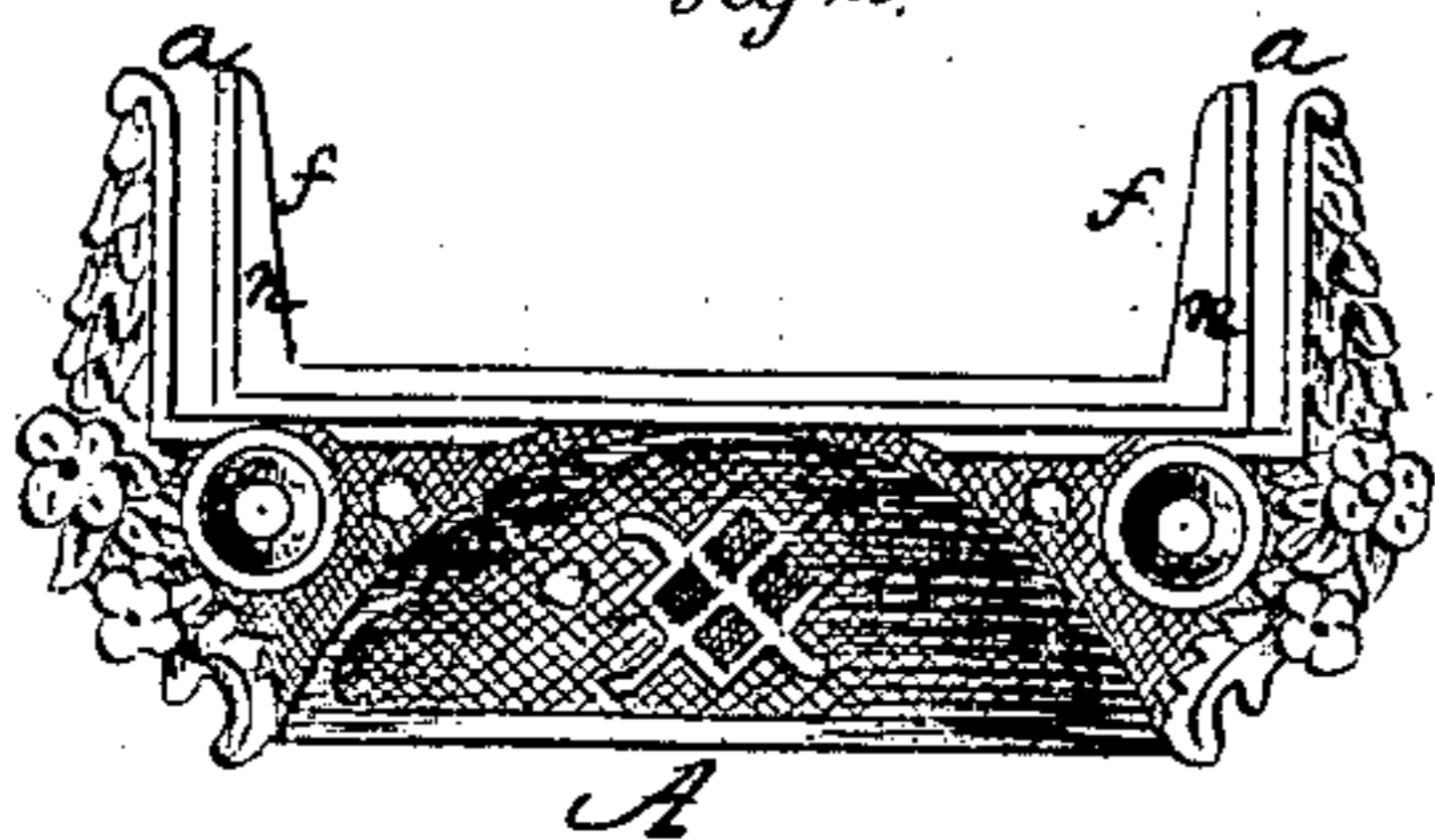


fig. 4.


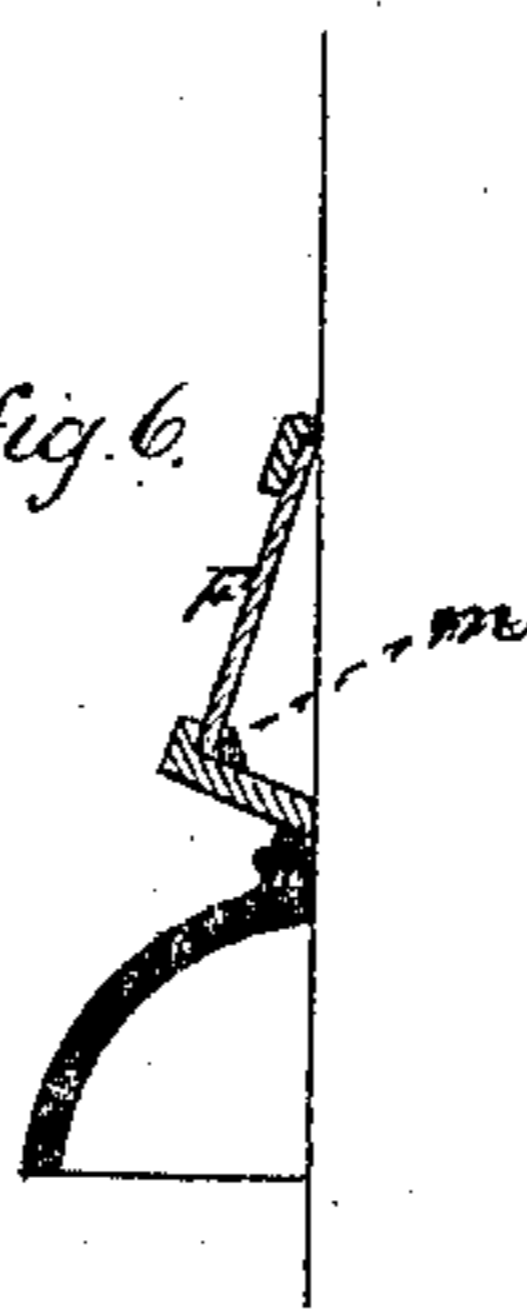


fig. 5.



fig. 6.



Witnesses.

*John H. Shumway
A. J. Tibbitts*

*John A. Everts & Pietro Cingini
Inventors*

By their Atty.

John E. Earle

United States Patent Office.

JOHN A. EVARTS AND PIETRO CINQUINI, OF WEST MERIDEN, CONNECTICUT, ASSIGNORS TO BRADLEY & HUBBARD, OF SAME PLACE.

Letters Patent No. 113,506, dated April 11, 1871.

IMPROVEMENT IN DRAWER-PULL LABEL-HOLDERS.

The Schedule referred to in these Letters Patent and making part of the same.

To all whom it may concern:

Be it known that we, JOHN A. EVARTS and PIETRO CINQUINI, of West Meriden, in the county of New Haven and State of Connecticut, have invented a new Improvement in Drawer-Pull; and we do hereby declare the following, when taken in connection with the accompanying drawing and the letters of reference marked thereon, to be a full, clear, and exact description of the same, and which said drawing constitutes part of this specification, and represents in—

Figure 1, a front view with the label-plate in place;
Figure 2, a front view of the pull, the said plate removed;

Figure 3, the said plate detached;

Figure 4, a longitudinal central section on line $x x$ of fig. 1;

Figure 5, a vertical transverse section; and in

Figure 6, a vertical transverse section of a modification of the same.

This invention relates to an improvement in that class of drawer-pulls in which is combined the label or mark indicating the contents of the drawer, the object being to construct the pull and label-plate so that the said plate may be easily removed for changing the label. To this end—

Our invention consists in constructing the pull with a guide or receiver above, into which the plate containing the label may be introduced, as more fully hereinafter set forth.

A is the drawer-pull proper, extending up to form

arms or grooves a for the reception of the label-plate, the said arms being shown in solid black, fig. 4.

The label-plate consists of a frame, B, provided with flanges b to set into the grooves a , as seen in figs. 3 and denoted in line section in fig. 4.

The frame B is open to form a panel, D, through which the label inserted is seen.

The inner arm f of the slot is formed with a shoulder or lip, n , (see figs. 4 and 5,) onto which the label is set; then the frame is put in place, covering the edge of the label. By preference the face of the panel is inclined, as in fig. 5.

The label may be inserted and secured in the frame by constructing the frame as in fig. 6, F representing the label, which is placed in the frame and secured by putty or other material, as at m .

Whenever desirable to change the label, or for any purpose to remove it, simply lift the frame from its seat, make the change required, and replace the frame.

We claim as our invention—

As an article of manufacture, the herein-described drawer-pull, consisting of the pull A and frame B, the said pull being provided with suitable grooves to receive the said frame, substantially as herein set forth.

JOHN A. EVARTS.
PIETRO CINQUINI.

Witnesses:

GEO. R. HUBBARD,
RATCLIFFE HICKS.