

W. T. Carroll,

Journal Box.

No. 113,494.

Patented Apr. 11, 1871.

Fig 1.

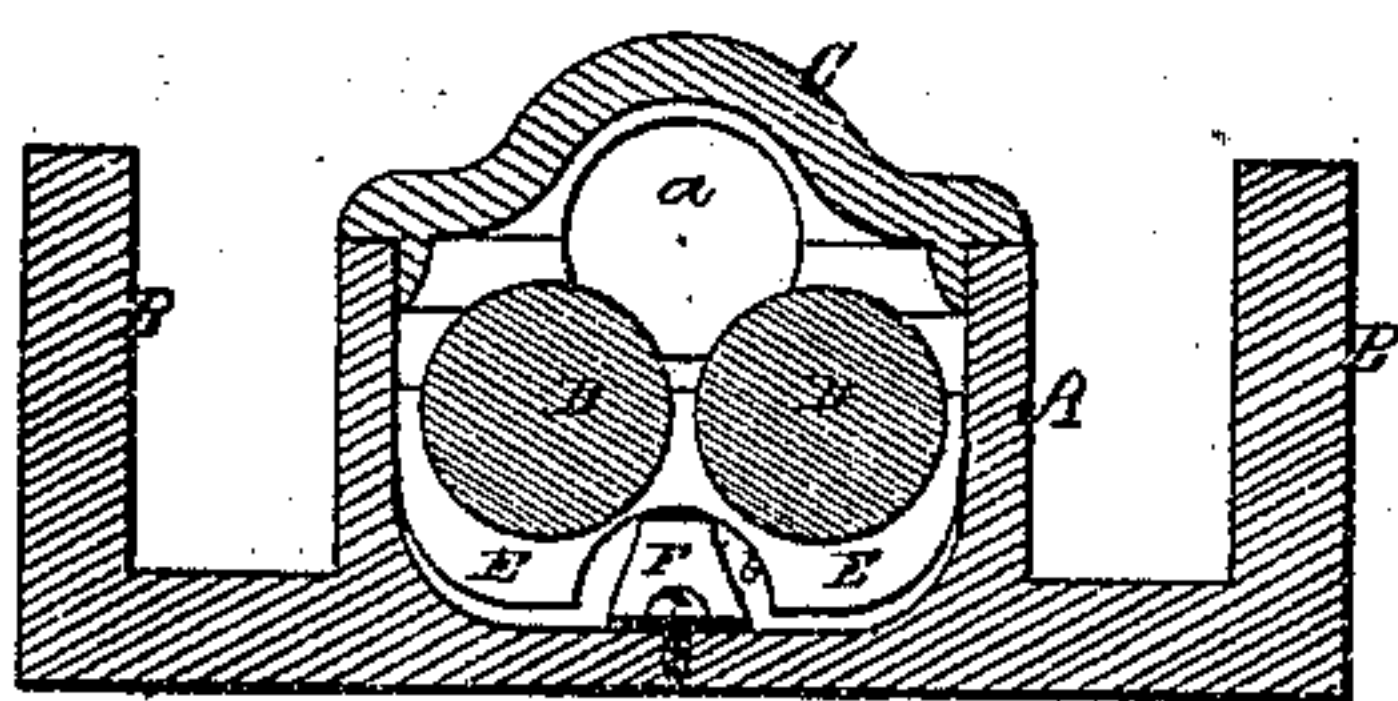


Fig 2.

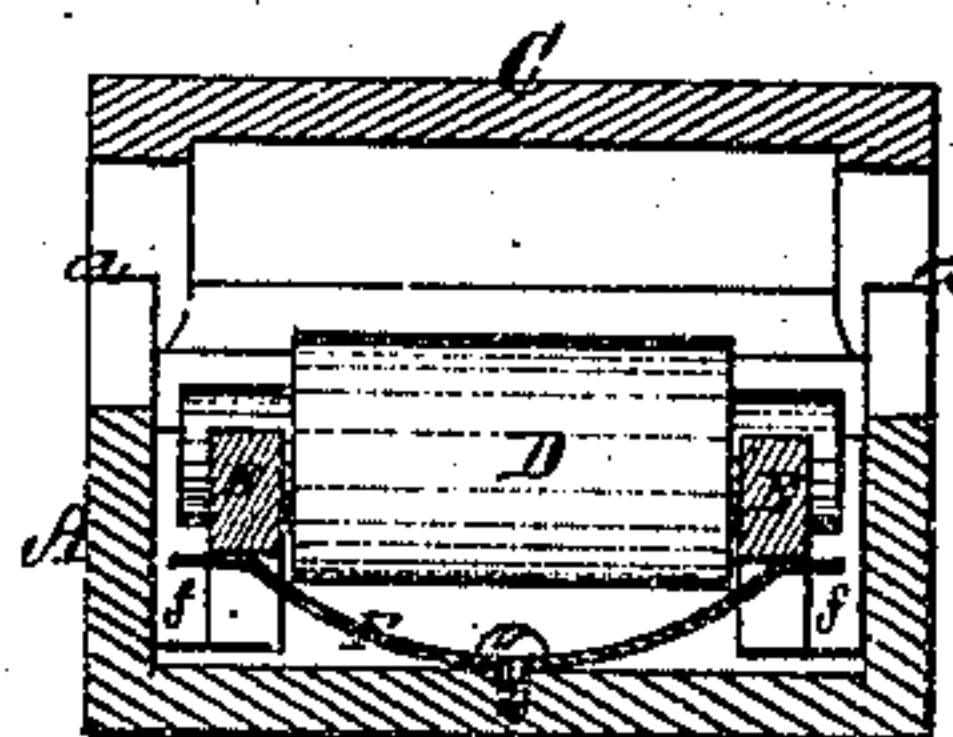


Fig 3.

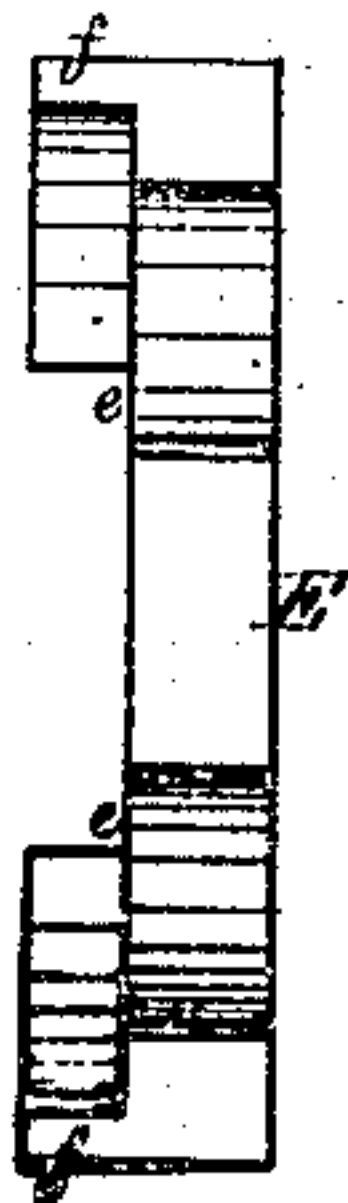


Fig 4.

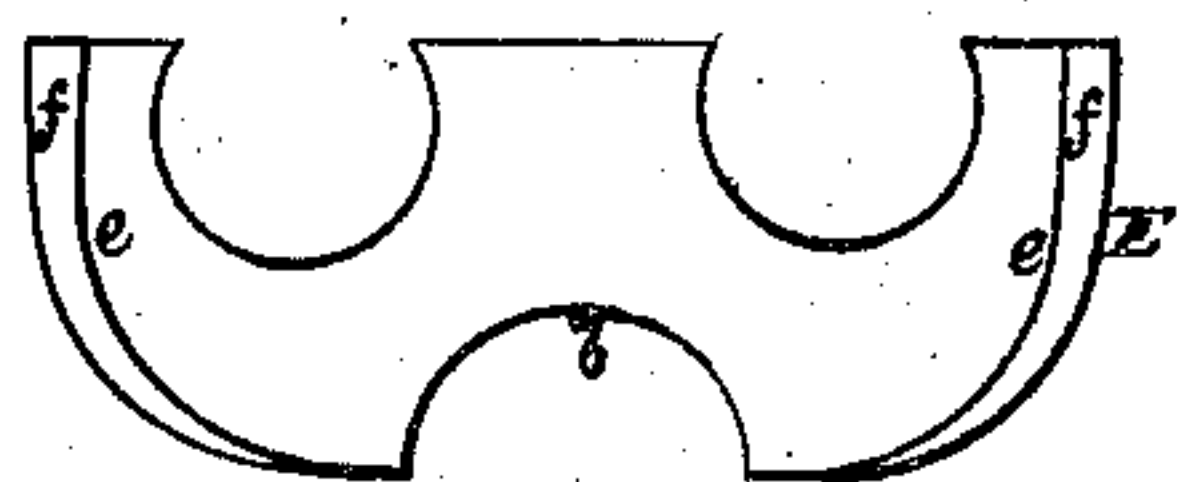
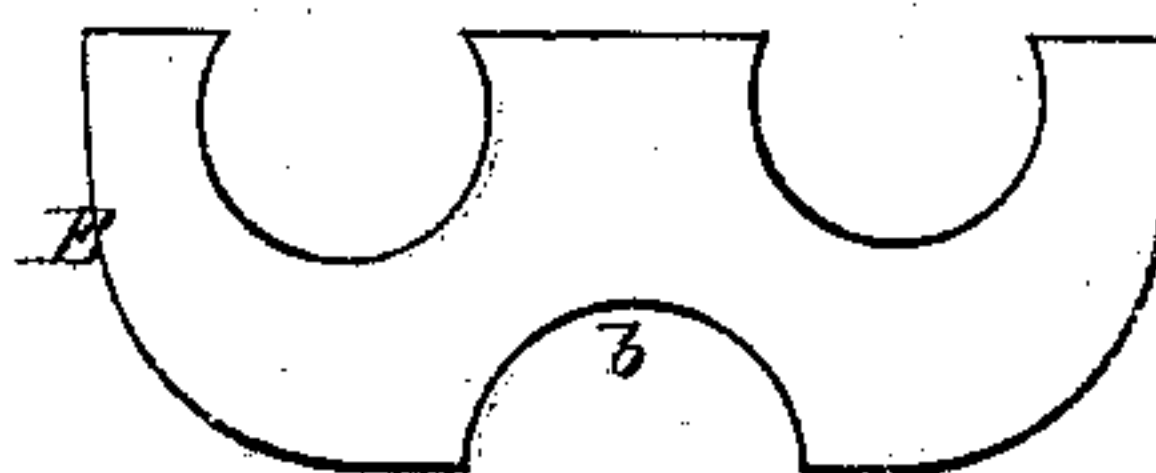


Fig 5.



Witnesses.

J. N. Piper

L. N. Moyle

W. T. Carroll.

by his attorney

R. H. Eddy

# United States Patent Office.

WILLIAM T. CARROLL, OF MEDWAY, MASSACHUSETTS, ASSIGNOR TO  
GEORGE DRAPER & SONS.

Letters Patent No. 113,494, dated April 11, 1871.

## IMPROVEMENT IN JOURNAL-BOXES.

The Schedule referred to in these Letters Patent and making part of the same.

*To all persons to whom these presents may come :*

Be it known that I, WILLIAM T. CARROLL, of Medway, in the county of Norfolk and State of Massachusetts, have invented a new and useful Improvement in Journal-Boxes, especially those employed on what are termed "shaft-hangers;" and I do hereby declare the same to be fully described in the following specification and represented in the accompanying drawing, of which—

Figures 1 and 2 are vertical sections of a shaft-hanger box provided with my invention;

Figure 3 is a top view;

Figure 4, an outer side elevation; and

Figure 5, an inner side view of one of the friction-roller bearings arranged within the oil receptacle of the box.

In the drawing—

A denotes a metallic box or oil-cistern provided with supporting-ears B B and a cover or cap, C, the whole being as shown.

The said cover or cap is recessed on its interior side to hold a composition-bearing or a mass of what is termed "Babbiting."

The box and cover are formed with apertures *a a* to receive the journal of a shaft, and there is placed within the box two rollers, D D, whose journals are supported in bearings E E, arranged in the box in manner as shown, and resting at their middles upon the arms of a bow-spring, F, fastened to the bottom of the box.

Each bearing E is provided with a recess, *b*, to re-

ceive the spring-arm and to answer as a passage for oil through the bearing; and, furthermore, such bearing on its outer side is recessed, as shown at *e*, or there furnished with lips *f f* to project from it, in manner as represented. Such lips, when the bearing is in place, rest against the next adjacent end of the box.

The recesses *e e* are passages for the oil to circulate through in passing to, from, or off either of the ends of the rollers. The said rollers, when the shaft may be lifted by a belt running around a pulley fixed on it, will be borne up to the shaft-journal by the spring, and thereby raise oil in the box up to the journal so as to lubricate it.

The separate loose bearings for the rollers arranged in the oil-box, and with the spring and rollers, enable the latter to readily adjust themselves to the shaft-journal, as occasion may require.

I make no claim to the employment of friction-rollers with a shaft-journal and in a box.

What I claim as my invention is—

1. The arrangement and combination of the movable bearings E and their spring F with the journal-box, and the rollers D D disposed therein, as described.

2. Each journal-bearing E as made with the lips *f f* and the spring-receiving recess *b*, arranged as described, the whole forming passages for circulation of the oil alongside of and through the bearing.

WILLIAM T. CARROLL.

Witnesses:

EBEN D. BANCROFT,  
J. E. PREST.