

Jones & Rankin,

Sash Holder.

No. 113303.

Patented Apr. 4. 1871.

Fig. 1.




Fig. 2.




Fig. 4.

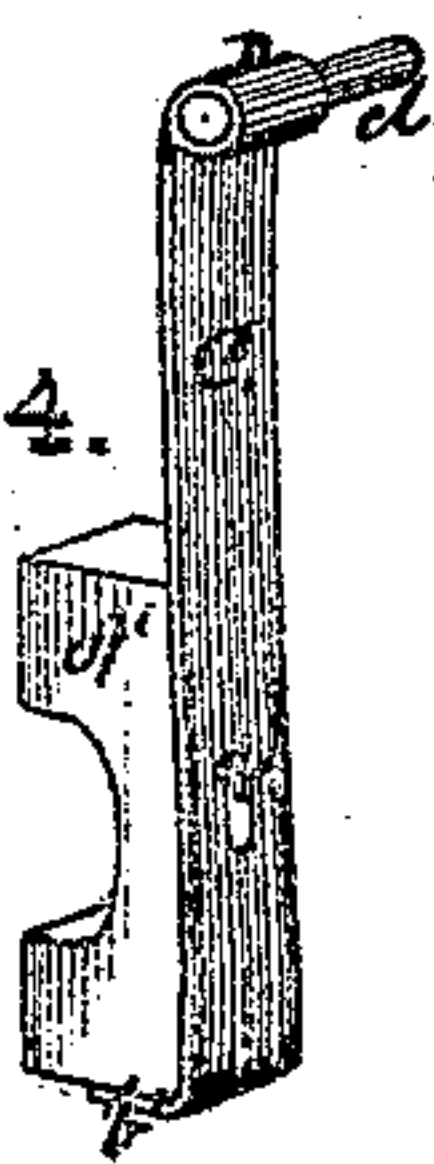


Fig. 3.


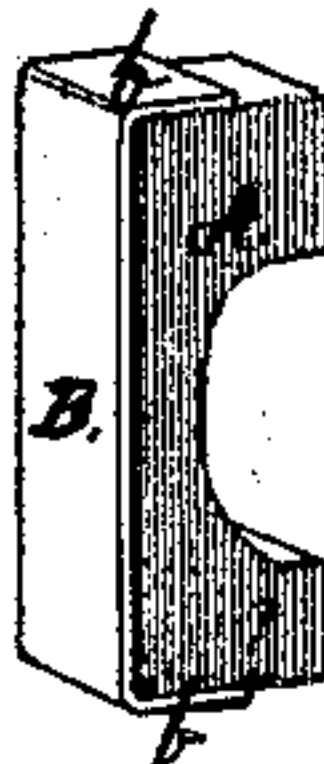


Fig. 5.



Witnesses.

C. H. Poole
W. J. Ketchum

Inventors.

Wm. G. Jones
Samuel M. Rankin
by J. B. Woodruff Attorney

United States Patent Office.

WILLIAM G. JONES AND SAMUEL M. RANKIN, OF LONG GREEN, MARYLAND.

Letters Patent No. 113,303, dated April 4, 1871.

IMPROVEMENT IN SASH-HOLDERS.

The Schedule referred to in these Letters Patent and making part of the same.

To all whom it may concern:

Be it known that we, WILLIAM G. JONES and SAMUEL M. RANKIN, of Long Green, in the county of Baltimore and State of Maryland, have invented a certain new and useful Improvement in a Window-Sash Holder and Lock; and the following is a full, clear, and exact description of the same, reference being had to the accompanying drawing making a part of this specification, in which—

Figure 1 represents the inside view of a window-frame and sliding sash with a portion of the casings broken out, showing the mode of inserting the friction sash-holders in the window-frame.

Figure 2 shows a vertical edge view of the two sashes and window-frame, with a stop and lock-catch in position.

Figure 3 is an enlarged broken-off section of one side of a window-frame, showing the lock catch-pin, to fasten the upper sash, closed.

Figure 4 shows a perspective view of the lock-catch combined with a friction sash-holder detached.

Figure 5 shows a perspective view of one of the combined metallic and elastic-block friction sash-holders.

Our invention relates to a subject upon which numerous and diversified devices have been made for the purpose of accomplishing the desired result; and

It consists in the combination of a metallic surface plate and an elastic or yielding block, constructed in the most simple manner, and let into the jambs of the window-frame, on both sides, so that the metal plates press upon the smooth edges of the sash, to hold it from rattling by the action of the wind, or making a clattering noise in moving the sash either up or down, and will hold either upper or lower sash in any desired position, and lock them both firmly when closed, so that they cannot be unlocked or opened from the outside.

To enable others to make and use our invention, we will describe it more in detail, referring to the drawing and to the letters of reference marked thereon.

The elastic or yielding block A is best of vulcanized India rubber, wrought or cut into any form suitable, and of such dimensions as necessary to effect the purpose.

The friction-plate B may be made of any kind of sheet metal, cut in strips of suitable width to cover the outer surface of the yielding block A, the ends *b b* being bent over at right angles to clasp onto the ends of the block A, secure it sufficiently thereto, so that no other fastening is required.

The metal plate C, that forms the lock to hold the sash from being moved, is secured to the yielding-block A' by a single rivet, *a*, the lower end, *b'*, being bent at a right angle; the upper end extending up in a plane, making the plate C twice the length of the other plates B, the top end being bent over outward, forming a catch or hook, D, and a thimble in which to secure a pin, *d*, which extends back into a small notch, *e*, made in the front-edge corner of one side of the upper sash E, and locks it firmly closed; while at the same time the catch D hooks over on the upper corner of the lower sash F and locks it closed in the same manner, so that neither sash can be opened from the outside of the window, or moved until the catch D and pin *d* are forced back into the recess made in the window-frame G, when both of the sash are unlocked, and either one may be moved at pleasure, the friction-plates B bearing sufficiently against the edges of the sash to hold it in any desired position it may be placed and left, the size of the stops, and the power of their pressure being adjustable to compensate the weight of the sash.

If desirable, for the convenience of unlocking, the pin *d* may extend out in front by the inside casing a sufficient distance to form a knob.

The advantages of our combined metallic and elastic window-stop and lock are, that they are more simple in their construction, and are more easily applied and fitted to windows, requiring no fastening in the recesses of the plane; the pressure is more easily adjusted and uniform upon the sash; they keep the windows still, from making any noise when being opened, or rattling when closed; they are as cheap, or cheaper, than any other; and will be as durable as anything for the purpose that has yet come to our knowledge.

We are aware that vulcanized rubber has been applied as rollers, and in various forms, and also metal springs, of almost all conceivable forms, which we do not claim broadly, separately, or combined; but

What we do claim is—

The combination of the metallic friction-surface plate and elastic block with the catch D and pin *d*, when these latter are attached to the plate and block, for locking both the upper and lower sash, substantially in the manner shown and described, for the purpose set forth.

In testimony whereof we jointly subscribe our names in the presence of—

WM. G. JONES.

SAMUEL M. RANKIN.

Witnesses:

W. J. KETCHUM,

J. B. WOODRUFF.