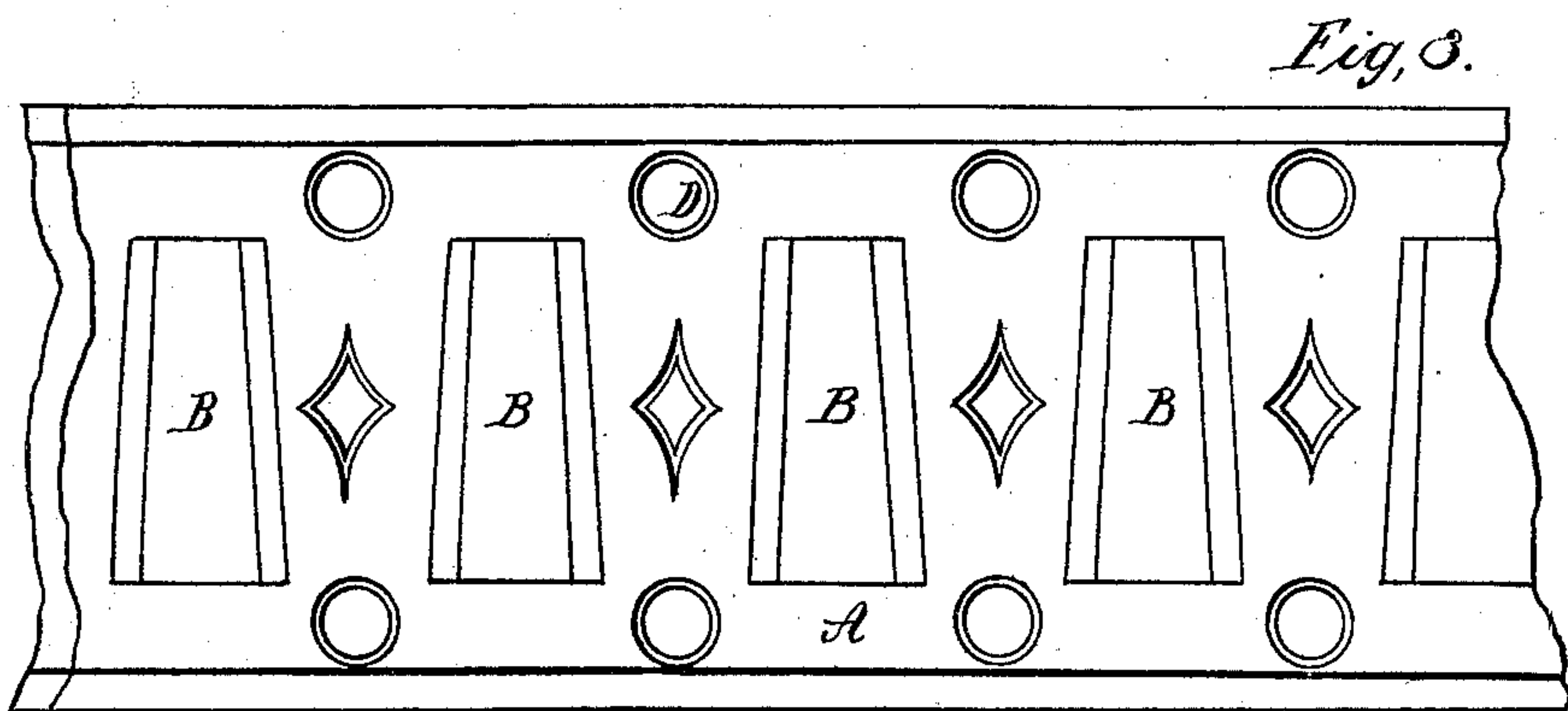
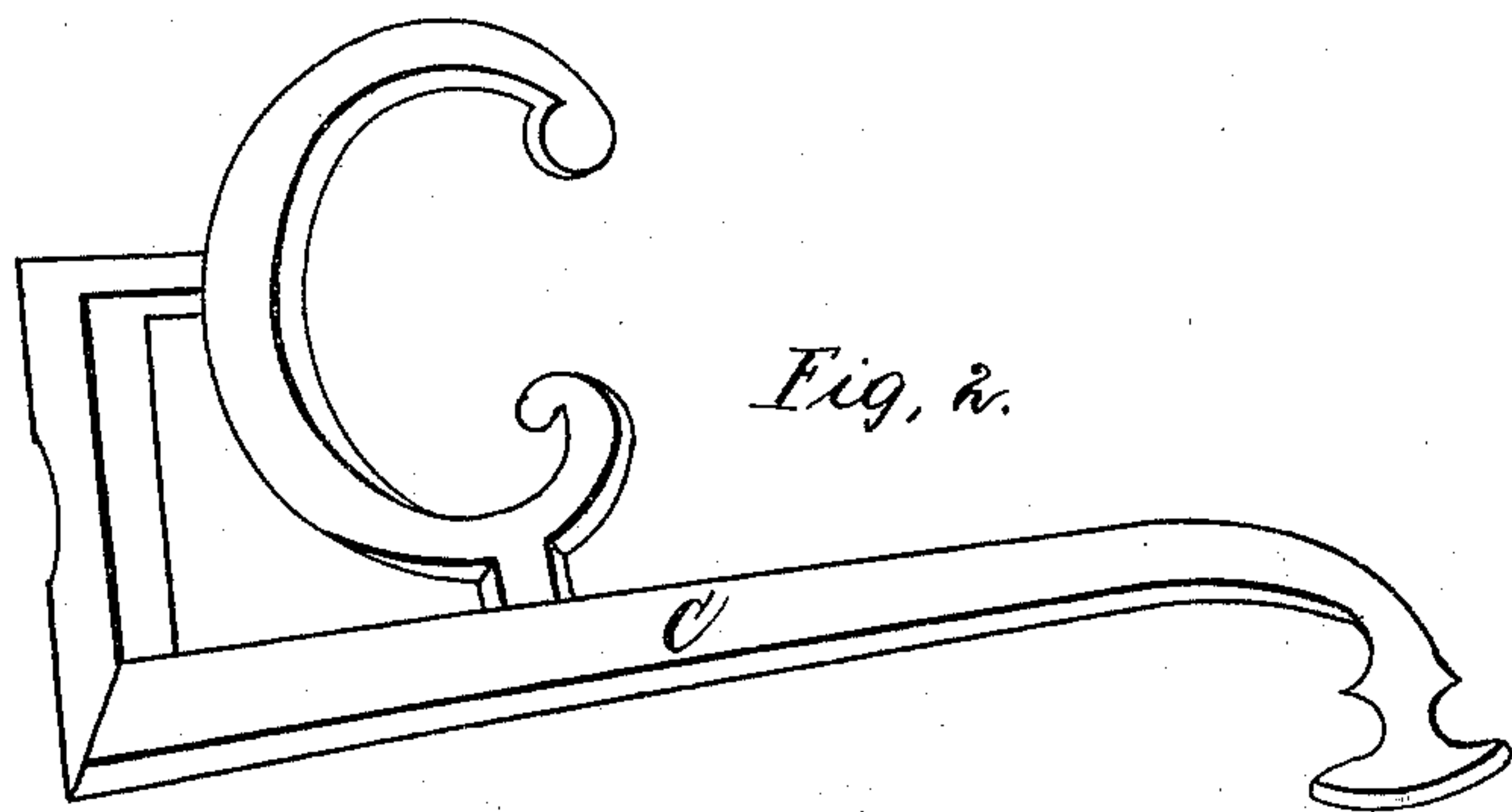
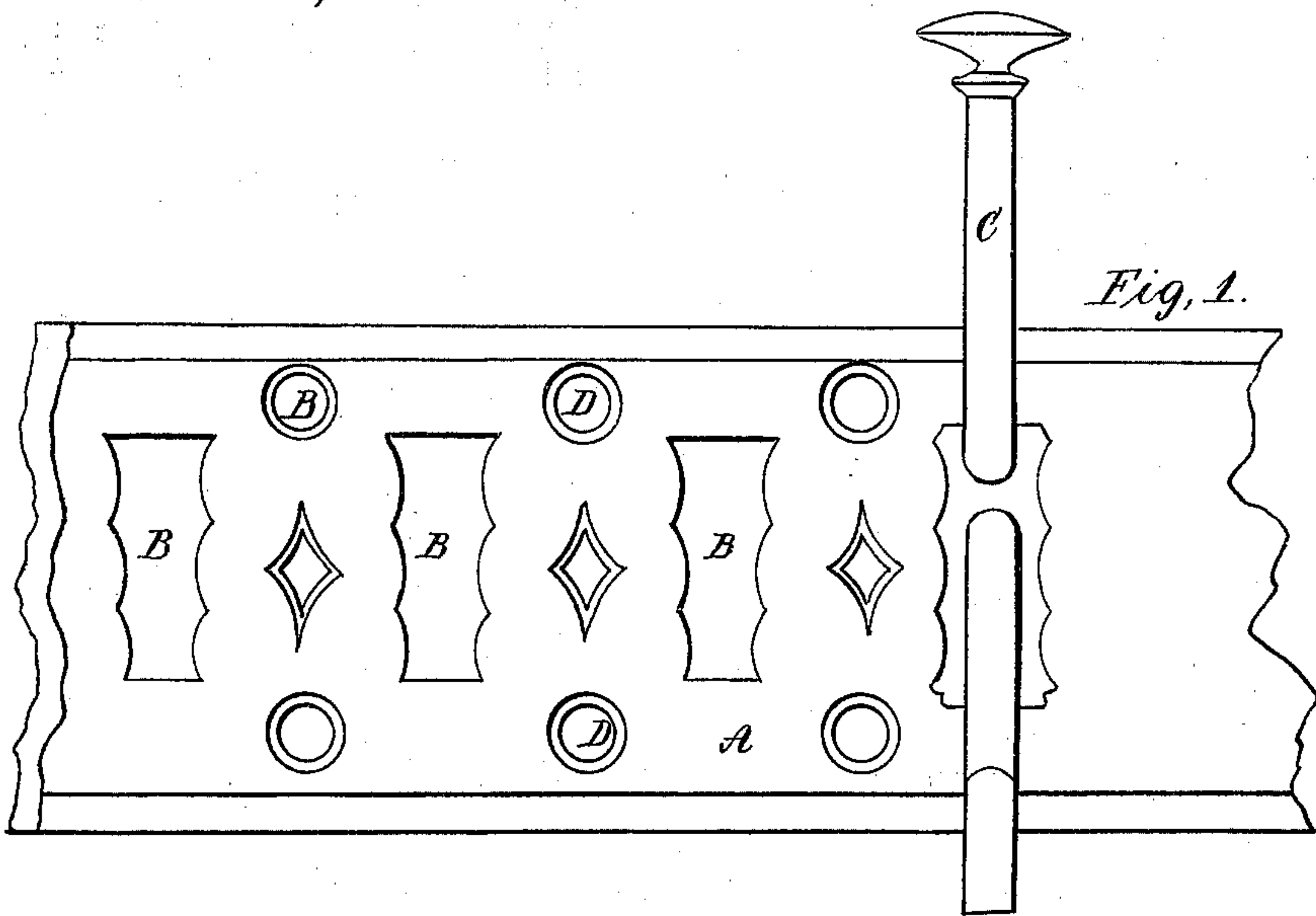


C. R. Scott,

Hat Rack.

No. 113,209.

Patented Mar. 28. 1871.



Witnesses,

E. W. Plunkett
J. H. Johnson

Inventor,

Chas. R. Scott

United States Patent Office.

CHARLES ROE SCOTT, OF NEW YORK, N. Y.

Letters Patent No. 113,209, dated March 28, 1871.

IMPROVEMENT IN WARDROBE OR HAT-HOOKS.

The Schedule referred to in these Letters Patent and making part of the same.

To all whom it may concern:

Be it known that I, CHARLES ROE SCOTT, of the city of New York, in the county of New York, in the State of New York, but temporarily residing in the city of Montreal, Dominion of Canada, have invented a new and useful Improvement in Wardrobe or Hat-Hooks; and I do hereby declare that the following is a full, clear, and exact description of the construction and operation of the same, reference being had to the annexed drawing making a part of this specification, in which—

Figure 1 is a front elevation of the foundation-plate A with the hooks C inserted;

Figure 2, perspective view of a hook, showing the beveled base of the same; and

Figure 3, front elevation of foundation-plate A, showing beveled projections instead of openings B.

The nature of the invention consists in a foundation-plate, board, molding, or similar contrivance, provided at intervals with openings, grooved projections, pins, knobs, or other description of supports, lettered B in drawing, for movable hooks, rings, or their equivalent, to hang hats, clothes, or other articles upon in the halls or rooms of houses.

A is the foundation-plate or molding. This I propose to construct of open-work cast-iron, but it may be made of any other suitable metal or material, and of any ornamental shape or design.

B B are openings, which may be made to form part of a pattern in the foundation-board A, and are so constructed as to have a groove fitted to receive and hold the beveled base of the hook C. In fig. 3 the

letter B marks or shows the grooved projection, which answers the same purpose as the opening B in fig. 1. By means of this arrangement the hook C may be securely held in its position on the foundation-plate A, and it may be readily moved, when so desired, and set closer to or further away from the neighboring hook; or all the hooks may be taken away and replaced, at pleasure.

D D are screw-holes, which in this case are formed in the castings.

The supports B B B for the hooks C C may be either in the form of openings, as already specified, or they may consist of raised projections with beveled grooves cut in them, or they may be made like pins or knobs; but in every case provided with a suitable arrangement to fit the hook for the purpose of fastening the two together in a secure manner, and admitting of ready removal or change, as specified.

I disclaim all the present contrivances in which the foundation-plate, board, or molding A, or its equivalent, and the hooks C, are permanently, so to speak, fixed together.

What I claim as my invention is—

The wardrobe, clothes, or hat-hook C, when inserted in the ornamental plate A, having the part between the recesses raised so as to receive the shank or foot of the removable hook C, all constructed and arranged in the manner and for the purpose described.

CHAS. ROE SCOTT.

Witnesses:

E. W. PLUNKETT,
JNO. JOHNSTON.