

J. A. Hughes,
Show Case.
No. 112,712. *Patented Mar. 14, 1871.*




Fig. 1.

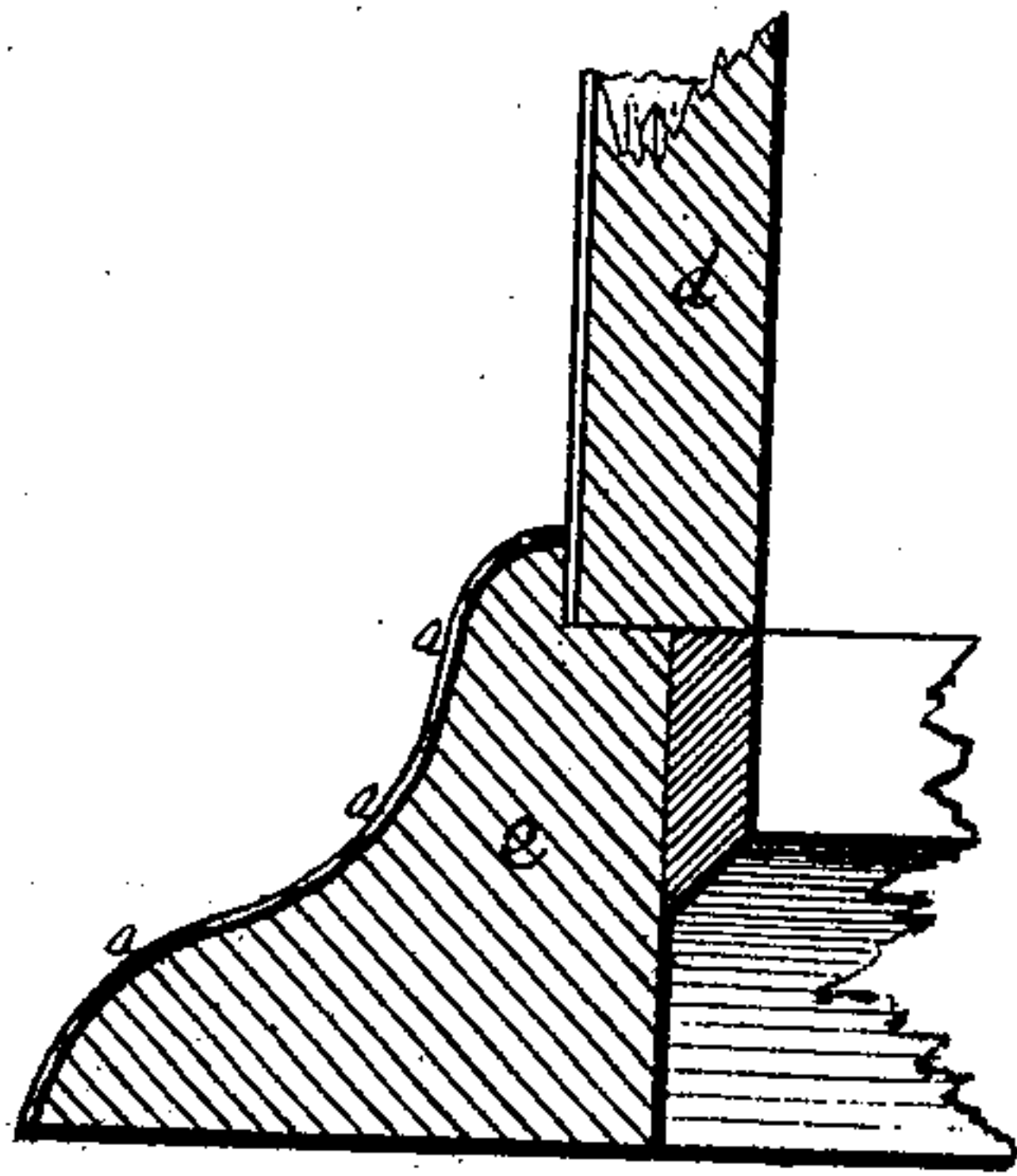


Fig. 2.

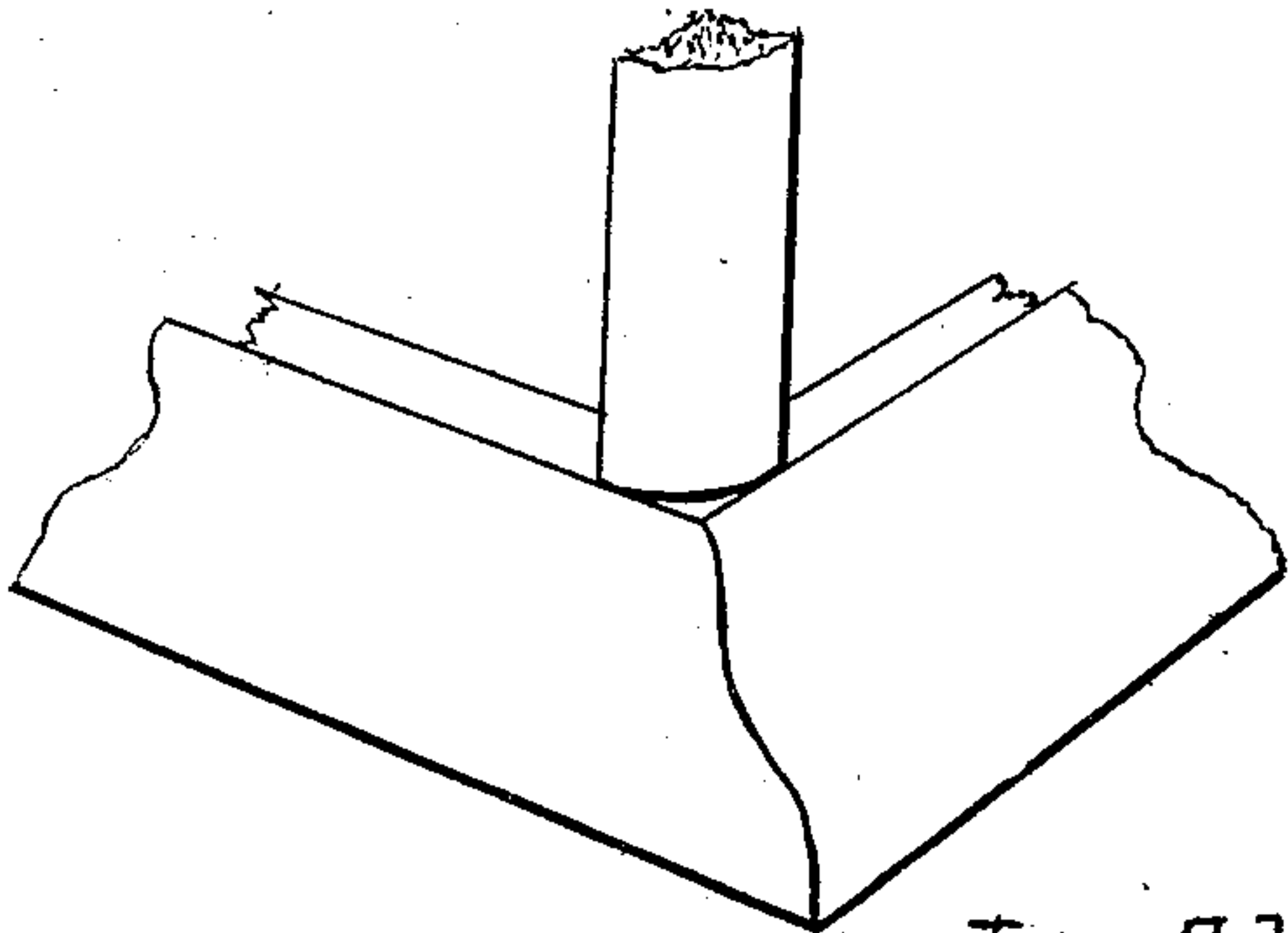


Fig. 3.

Witnesses.

B. M. Williams
Wm. H. H. H.

John A. Hughes. Inventor.

by Henry C. Williams & Co.
Attorneys.

UNITED STATES PATENT OFFICE.

JOHN A. HUGHES, OF SOMERVILLE, ASSIGNOR TO JOHN A. HUGHES & CO.,
OF BOSTON, MASSACHUSETTS.

IMPROVEMENT IN SHOW-CASES.

Specification forming part of Letters Patent No. **112,712**, dated March 14, 1871.

To all whom it may concern:

Be it known that I, JOHN A. HUGHES, of Somerville, in the county of Middlesex and State of Massachusetts, have invented a new Method of Constructing Glass Show-Cases, of which the following, when taken in connection with the accompanying drawing, is a full and exact specification.

My invention relates to rounding the corners of glass show-cases, the bases of which are constructed of metal drawn over wood, the object being to improve their appearance and utility by avoiding the sharp corners which have heretofore been regarded as inevitable.

In the accompanying drawing, Figure 1 is a representation of a lower corner of a show-case embodying my invention. Fig. 2 is a sectional view of the same. Fig. 3 is an outline of a lower corner of a show-case made, in the ordinary way, with sharp corners.

I have represented the old method in Fig. 3 for the purpose of showing the contrast between my method and the old way of constructing the show-case.

It will be understood that this invention relates to glass show-cases in which the metal is drawn upon the wood forming the frames.

All show-cases of this description are obliged to be constructed with sharp corners, as in Fig. 3, on account of the thickness of the metal which is drawn upon the wood in a die.

The advantage of avoiding sharp corners is of course readily understood. It is especially inconvenient when a show-case with sharp corners is placed upon a stand of marble or other material which has round or ornamented corners.

I accomplish my object by placing a curved piece of wood in the corner and attaching a curved plate thereto, said plate lapping over the metal at each side.

a is the plate, screwed or otherwise fastened upon the block *e*. *b b* are the two pieces of metal drawn upon the wood *c c*. *d* is the post at the corner of the case.

This plate *a* may be highly ornamented, so as to present a very attractive appearance.

Of course the shape of this plate may be varied indefinitely.

Having thus fully described my invention, I claim and desire to secure by Letters Patent—

1. The application of the plate *a*, arranged, constructed, and combined as above set forth, to a glass show-case, the frame-work of which is covered with metal drawn upon it for the purpose of avoiding a sharp corner.

2. A show-case constructed as above described, as an article of manufacture.

JOHN A. HUGHES.

Witnesses:

HENRY W. WILLIAMS,
WILLIAM H. MUNROE.