

J. L. COLES.
BINDER FOR SEWING MACHINES.

No. 112,223.

Patented Feb. 28, 1871.

Fig. 1.

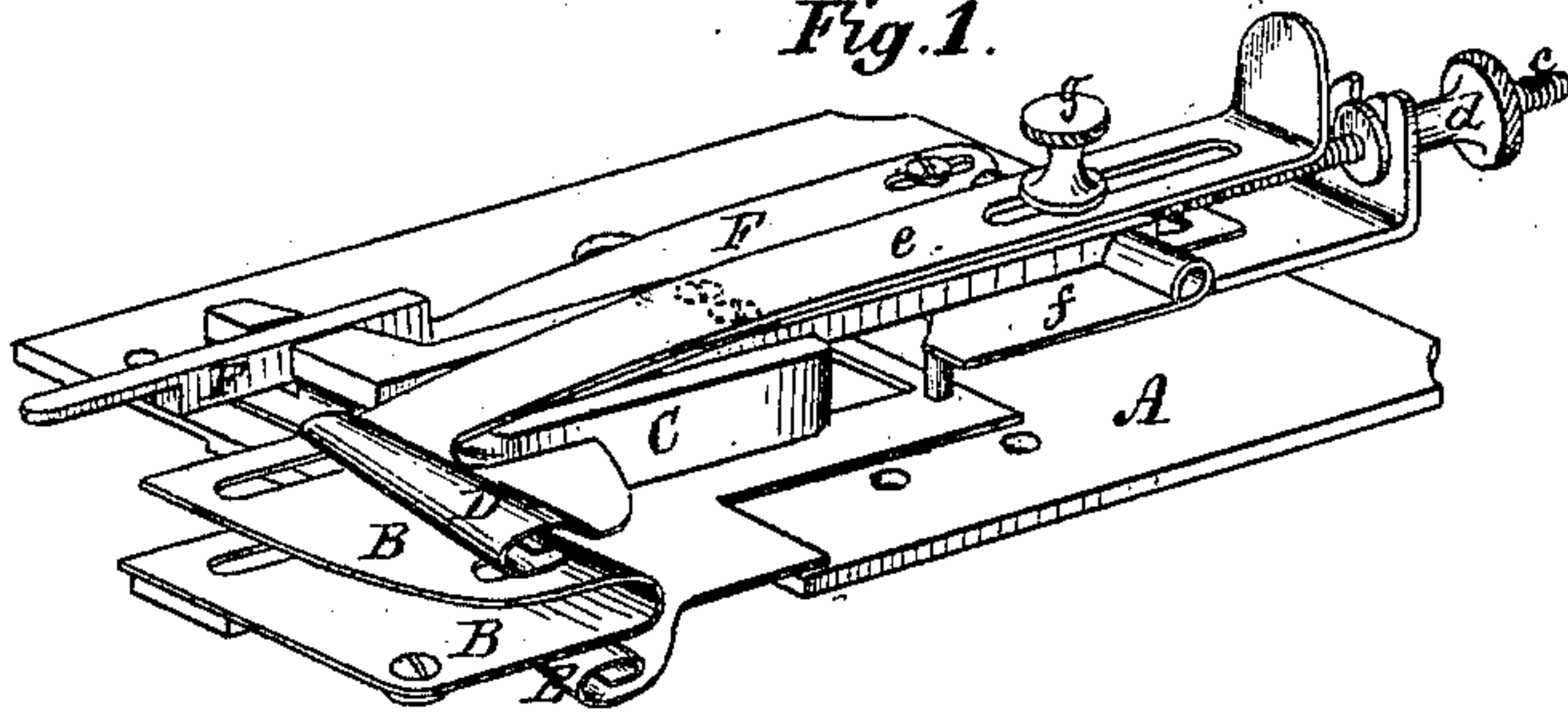


Fig. 2.

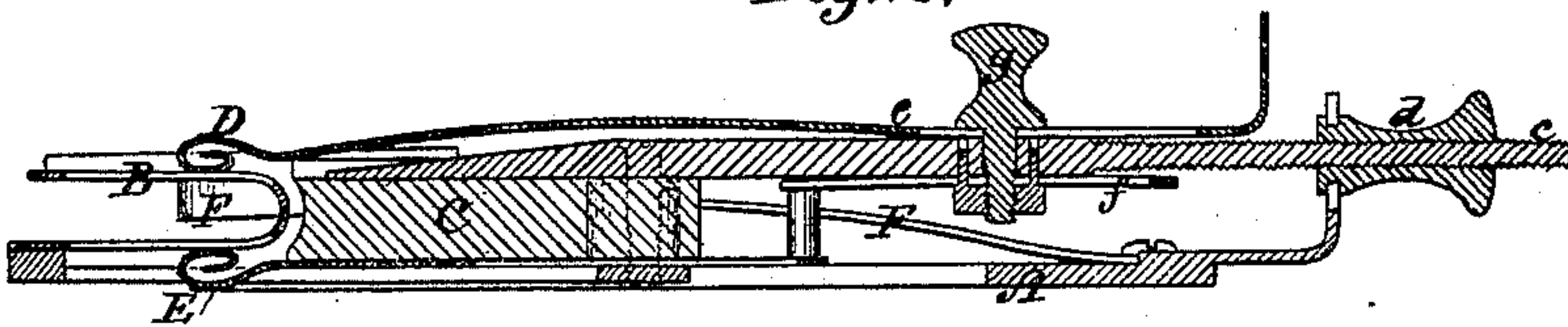


Fig. 3.

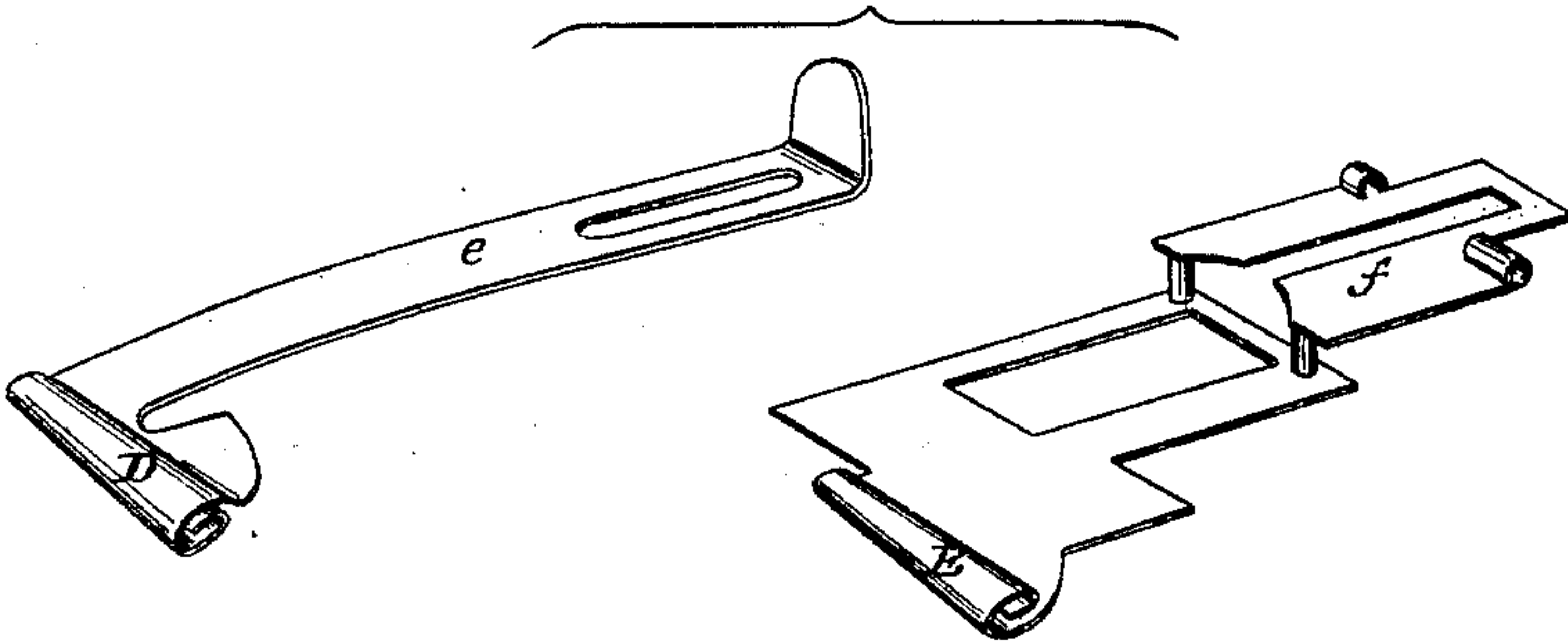
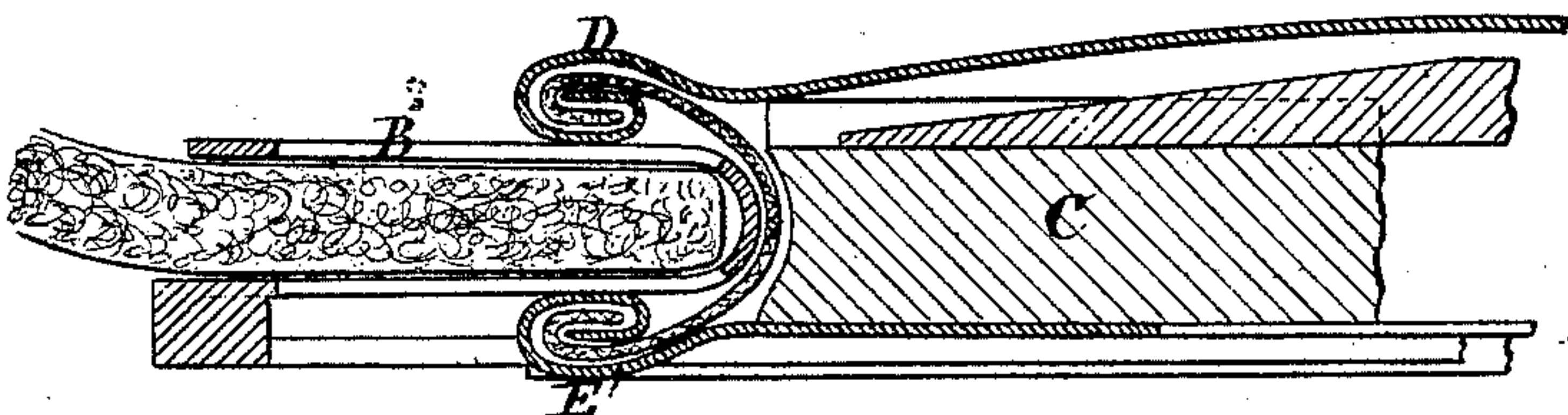


Fig. 4.



Witnesses
Phil. A. Garner
J. A. Jackson

Inventor.
Jacob L. Coles.
By Wm. C. Wood
Attorney.

UNITED STATES PATENT OFFICE.

JACOB L. COLES, OF NEWARK, NEW JERSEY, ASSIGNOR TO HIMSELF AND
JAMES W. COREY, OF SAME PLACE.

IMPROVEMENT IN BINDERS FOR SEWING-MACHINES.

Specification forming part of Letters Patent No. **112,223**, dated February 28, 1871.

To all whom it may concern:

Be it known that I, JACOB L. COLES, of the city of Newark, in the county of Essex and State of New Jersey, have invented a new and useful Combined Feller and Binding-Guide for Sewing-Machines; and I do hereby declare that the following specification, taken in connection with the drawing furnished and forming a part of the same, is a true, clear, and exact description thereof.

My invention is particularly valuable for the purpose of binding hat-rims or any other work in which it is desirable that the binding-braid or its equivalent shall be turned under at both edges.

In the accompanying drawing, Figure 1 represents in perspective my improved combined feller and binder; Fig. 2, the same in longitudinal vertical section. Fig. 3 represents the fellers detached from the plate. Fig. 4 represents, on an enlarged scale, a vertical section of the device with hat-rim and braid in position in the manner of its use.

A represents the bed-plate, to be attached to the machine in the usual manner. B is a U-shaped guide of the usual form. C is a guide-block resting upon the plate, and adjustable with relation to the rounded edge of the guide B by means of threaded rod *c*, operated by nut *d*. D is a combined feller and edge guide or gage, and may be used for felling, or simply as a gage. E is also a combined feller and edge guide or gage, but reversed in such a manner that, while the feller D guides and turns the upper edge of the braid, the latter guides and turns the lower edge. Each of these fellers D and E is ad-

justable with relation to the round edge of the U-shaped guide B, by means of slotted arms on each, marked *e* and *f* respectively, which are secured in any desired position by means of a thumb-screw, *g*.

F is a spring-presser, attached at one end to the bed-plate A. The other end projects over the presser-foot of the sewing-machine, adjacent to the needle, and between it and the binding-guide. This spring-presser has a peculiar value in this connection, inasmuch as the double-felled braid or equivalent fabric is liable to unfold or spread on its way to the needle, or while being stitched. The spring-presser, by holding the entire fabric, hat-rim, and braid closely down upon the bed-plate, prevents any possible displacement.

If the braid is to be applied in the usual manner, without felled edges, it is only necessary to set the fellers D and E according to the width of the braid.

Having thus described my improvement, I claim as new and desire to secure by Letters Patent—

1. The fellers D and E, adapted to operate upon both edges of the binding fabric, in combination with the U-shaped guide B, over which the binding fabric is folded, as and for the purpose specified.

2. In combination with the devices enumerated above, the auxiliary spring-presser F, substantially as described.

JACOB L. COLES.

Witnesses:

G. N. ABEEL,
ELIM CRANE.