

W. Kean,

Shaft Coupling.

No. 111,550.

Patented Feb. 7. 1871.

Fig. 3.

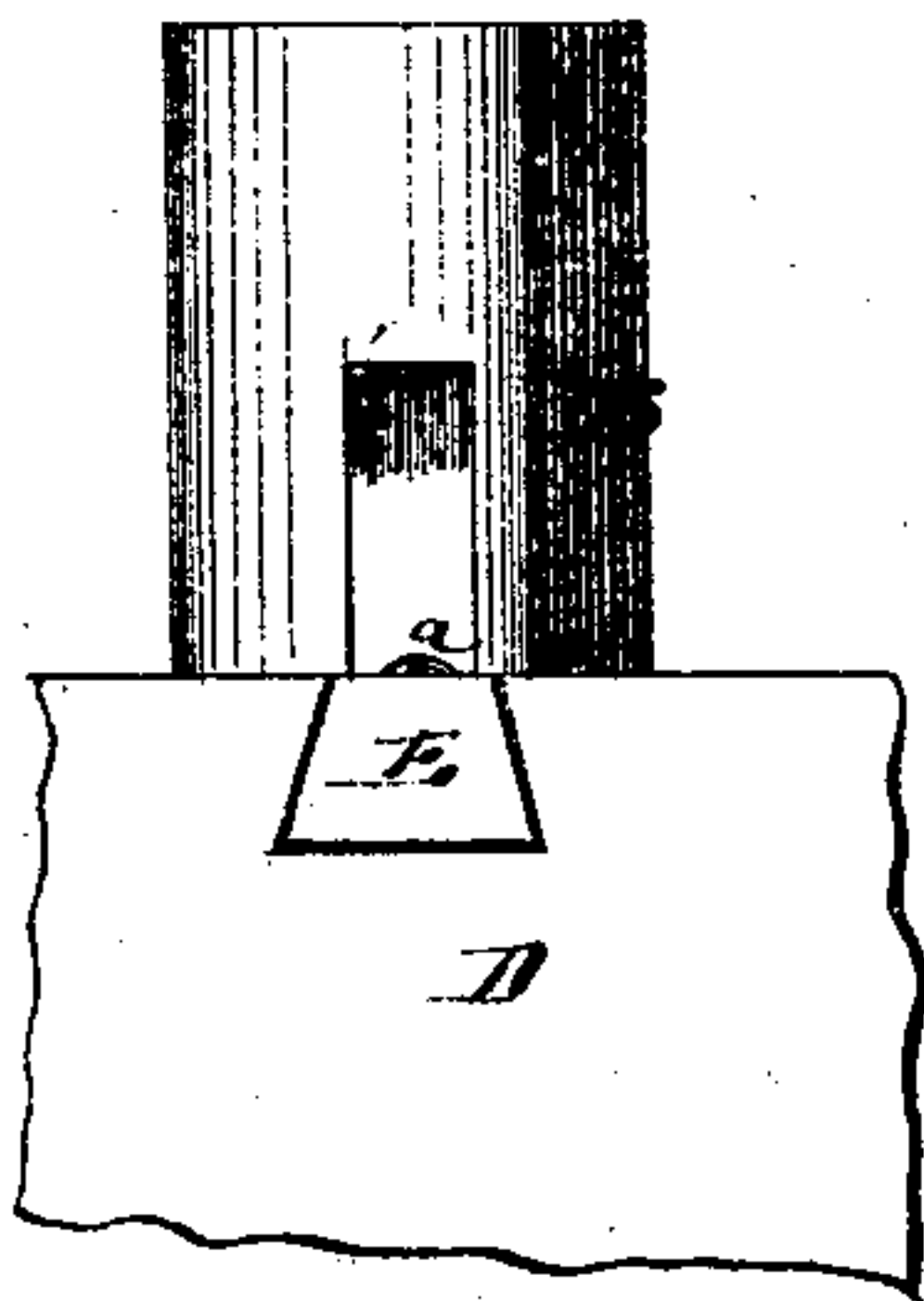


Fig. 1.

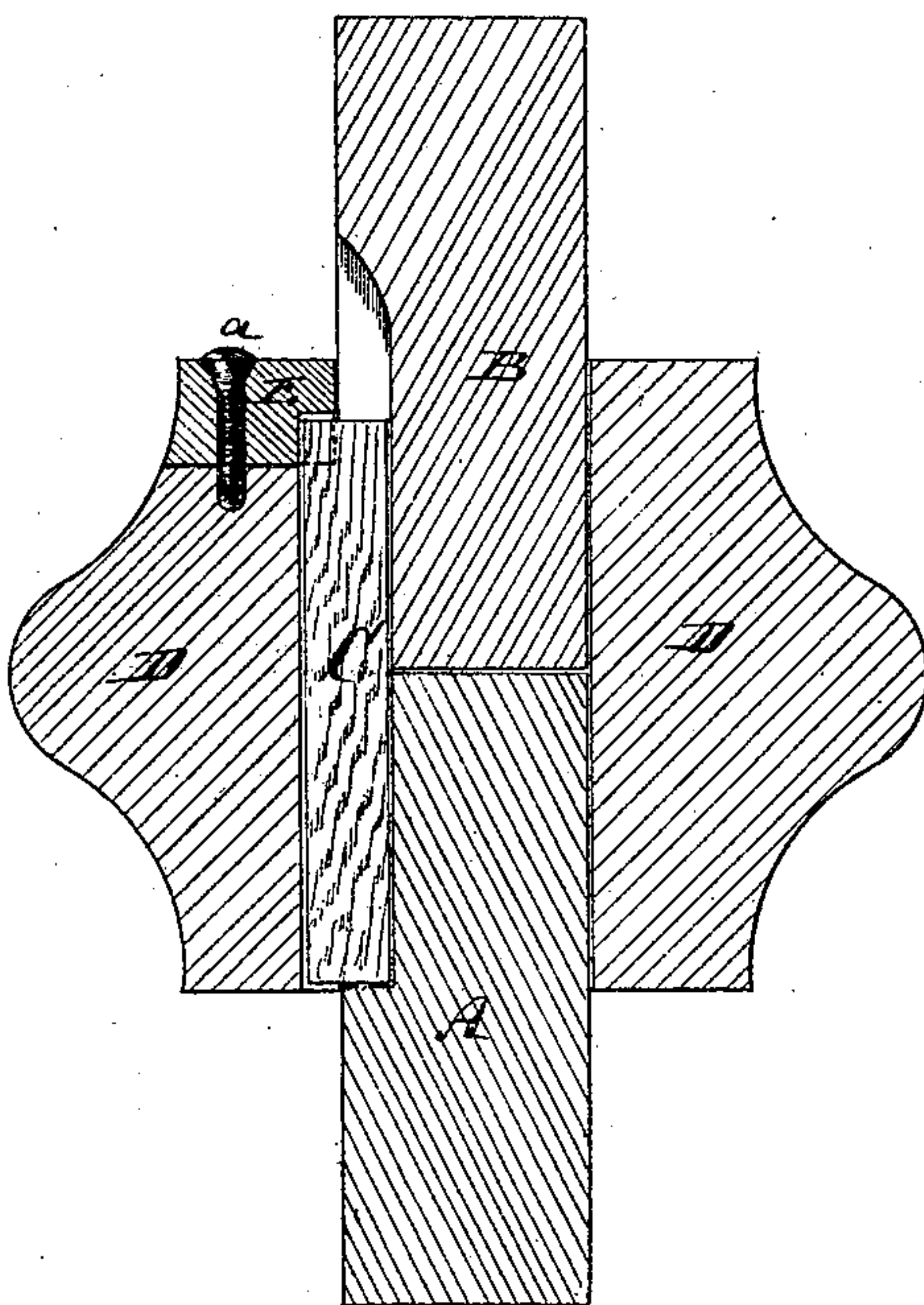
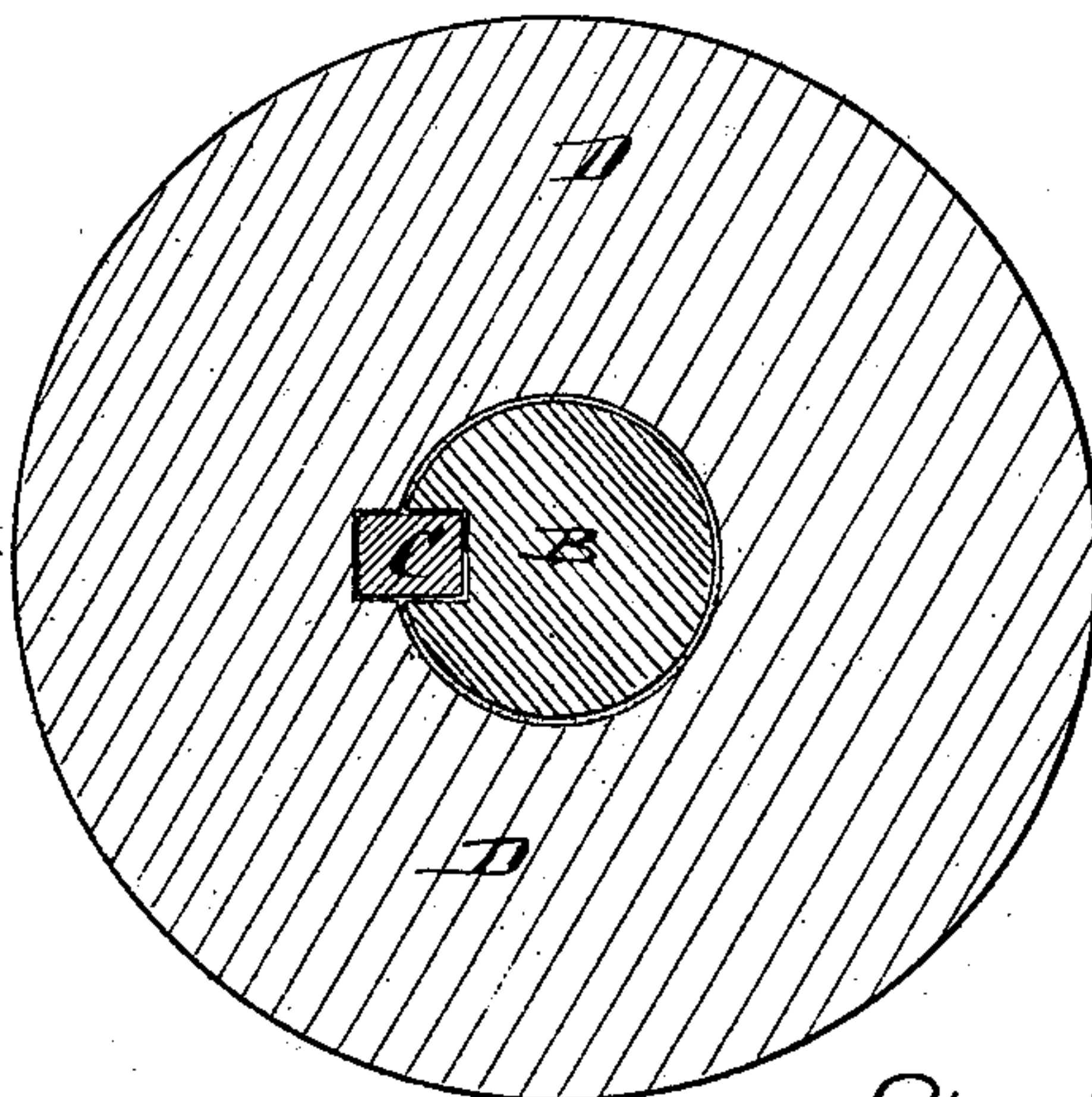


Fig. 2.



WITNESSES.

P. C. Dietrich
L. S. Mabee

INVENTOR

W. Kean

per: Munn & Co.
ATTORNEYS.

United States Patent Office.

WILLIAM KEAN, OF CHICAGO, ILLINOIS.

Letters Patent No. 111,550, dated February 7, 1871.

IMPROVEMENT IN COUPLINGS FOR SHAFTS FOR MILLS.

The Schedule referred to in these Letters Patent and making part of the same.

To all whom it may concern:

Be it known that I, WILLIAM KEAN, of Chicago, in the county of Cook and State of Illinois, have invented a new and improved Coupling for Shafts; and I do hereby declare that the following is a full, clear, and exact description thereof, which will enable others skilled in the art to make and use the same, reference being had to the accompanying drawing forming part of this specification, in which—

Figure 1 represents a longitudinal section of my improved coupling.

Figure 2 is a detail face view of the same.

Figure 3 is a transverse section of the same.

Similar letters of reference indicate corresponding parts.

This invention relates to a new manner of locking shafts and securing the key that connects the same, and consists in the application of a dovetail-clutch or wedge whereby the key is securely retained and protected.

A and B in the drawing are the two shafts, united by a key, C, which enter grooved portions of the same in the usual manner.

D is the sleeve which covers the coupled ends of

the shafts, as well as the key, and supports the same. The key C fits a grooved portion of said sleeve to lock the same to the shafts.

One end of the key abuts against the square end of the groove in the shaft A. The other end, however, is arrested by a dovetailed clutch or block, E, put into a corresponding aperture or recess at one end of the sleeve D, and retained therein by means of a screw, *a*. This clutch or block is applied after the key and sleeve have been properly put on. By this means the ends of the key are both properly covered and prevented from catching, and the key is, furthermore, secured in place and cannot work out.

Having thus described my invention,

I claim as new and desire to secure by Letters Patent—

The combination of the clutch E and screw *a* with the sleeve D, key C, and shafts A B, all arranged substantially as herein shown and described.

WILLIAM KEAN.

Witnesses:

JOHN STEWART,
WILLIAM STENE.