

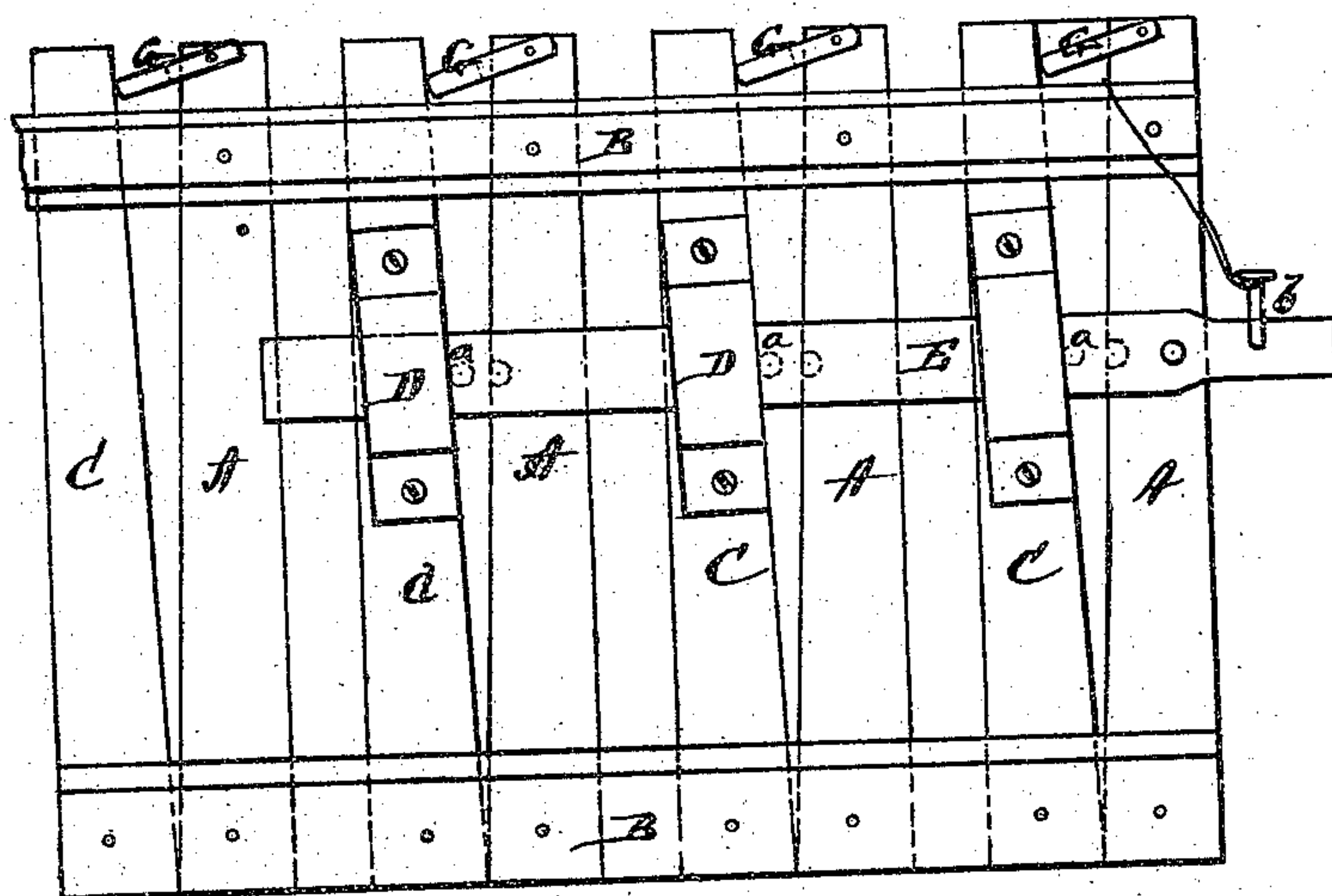
*J. A. Kosback,*

*Struction.*

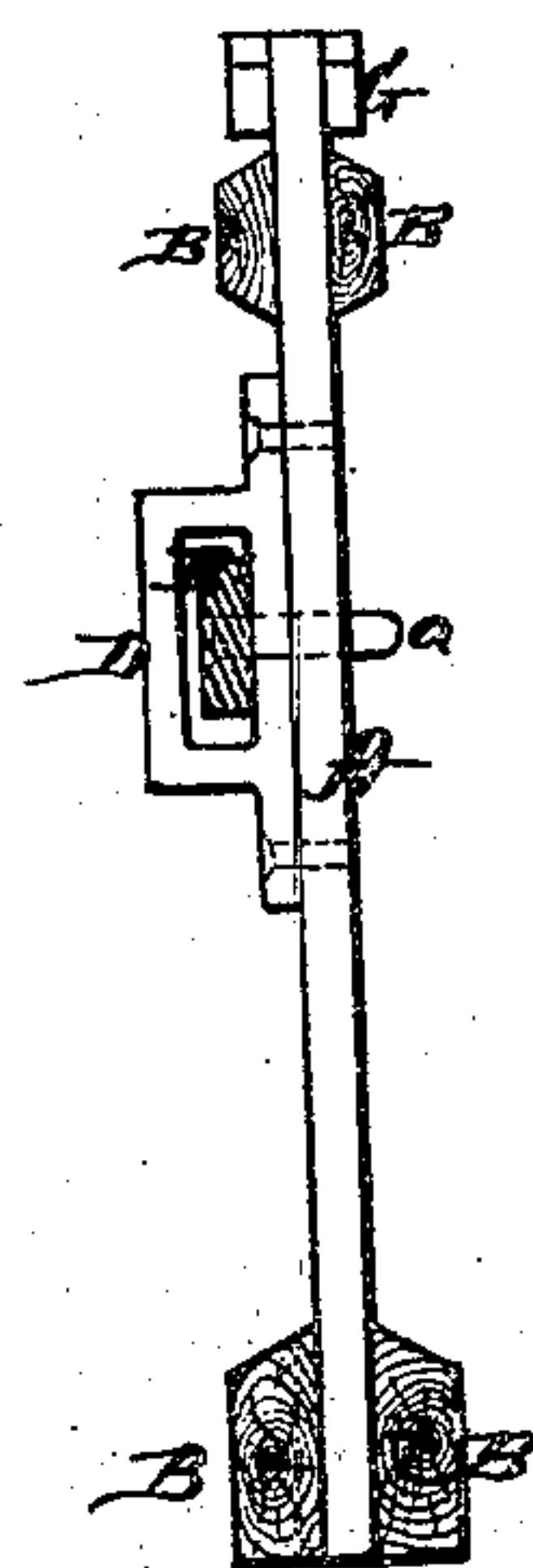
*No. 111,255,*

*Patented Jan. 24. 1871.*


*Fig. 1.*



*Fig. 2.*



*Fig. 3.*



Witnesses:

*Chas. Jacobs*

*J. V. White*

Inventor:

*J. A. Kosback.*

*Per*

*J. H. Alexander*

*Atty.*

# United States Patent Office.

JOSHUA A. ROSBACK, OF HERMON, NEW YORK.

Letters Patent No. 111,255, dated January 24, 1871; antedated January 18, 1871.

## IMPROVEMENT IN CATTLE-STANCHIONS.

The Schedule referred to in these Letters Patent and making part of the same.

*To all whom it may concern:*

Be it known that I, JOSHUA A. ROSBACK, of Hermon, in the county of St. Lawrence and State of New York, have invented certain new and useful Improvements in Cow-Stanchions; and do hereby declare that the following is a full, clear, and exact description thereof, reference being had to the accompanying drawing and to the letters of reference marked thereon.

The nature of my invention consists in the construction and arrangement of an improved "cow-stanchion," as will be hereinafter fully set forth.

In order to enable others skilled in the art to which my invention appertains to make and use the same, I will now proceed to describe its construction and operation, referring to the annexed drawing which forms a part of this specification, and in which—

Figure 1 is a side view;

Figure 2, an end view; and

Figure 3, a plan view.

A A represent the stationary stanchions or standards, secured at suitable intervals between the bars B B, at the base and top, as shown in fig. 2.

Between the standards A A, and between the base-bars B B, are pivoted the movable stanchions C C, which extend upward, and pass between the upper bars B B.

On these movable stanchions are secured guides D D, in which moves a horizontal bar, E.

At the upper end of each of the standards A is pivoted a latch, G, which falls down, holding the adjoining movable stanchions C closed.

On the inner side of the horizontal bar E, are secured pins *a a*, which, when said bar is moved inward, operate to close all the movable stanchions, the latches G G falling down to keep them closed.

The bar E being now drawn outward again, any one or all of the stanchions C may be opened by raising their respective latches.

A pin, *b*, may be passed through the horizontal bar E and the end or main standard A, for holding the stanchions either open or closed, as may be desired.

Having thus fully described my invention,

What I claim as new, and desire to secure by Letters Patent, is—

The arrangement of the standards A A, bars B B, movable stanchions C C, guides D D, horizontal bar E, with pins *a a*, and latches G G, all substantially as shown and described.

JOSHUA A. ROSBACK.

Witnesses:

E. B. WHITE,

D. S. LYND.