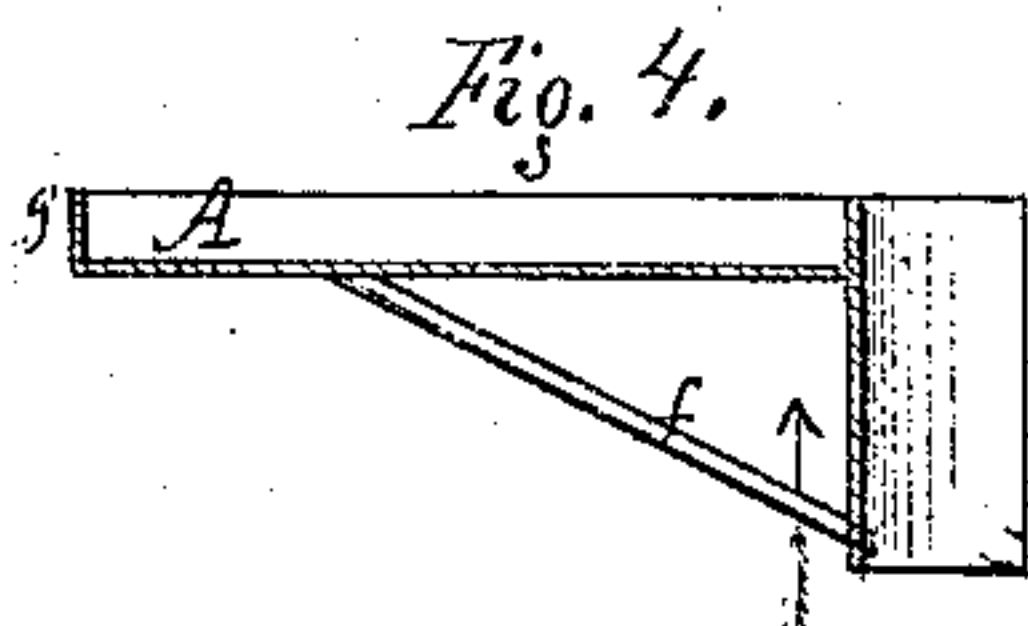
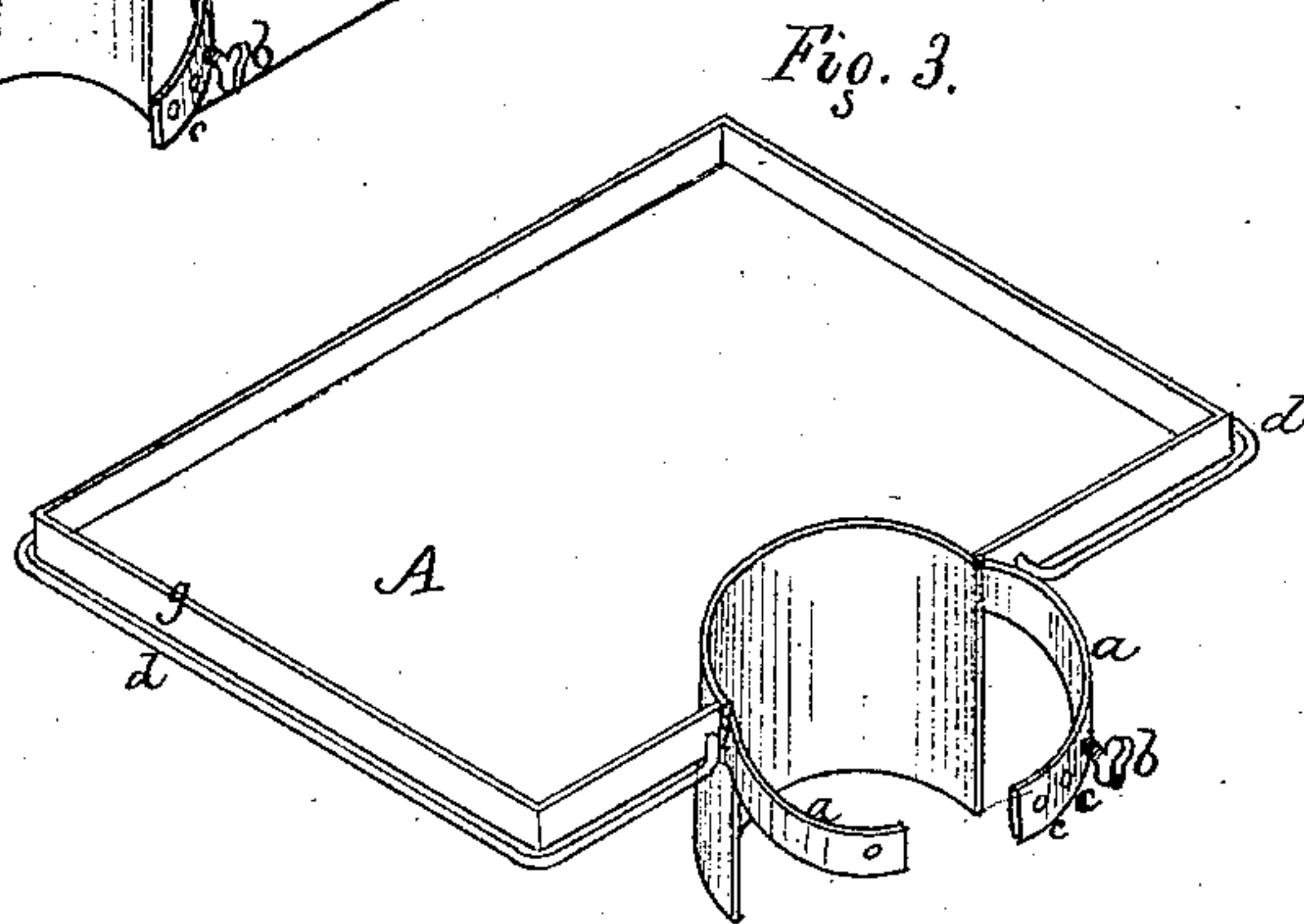
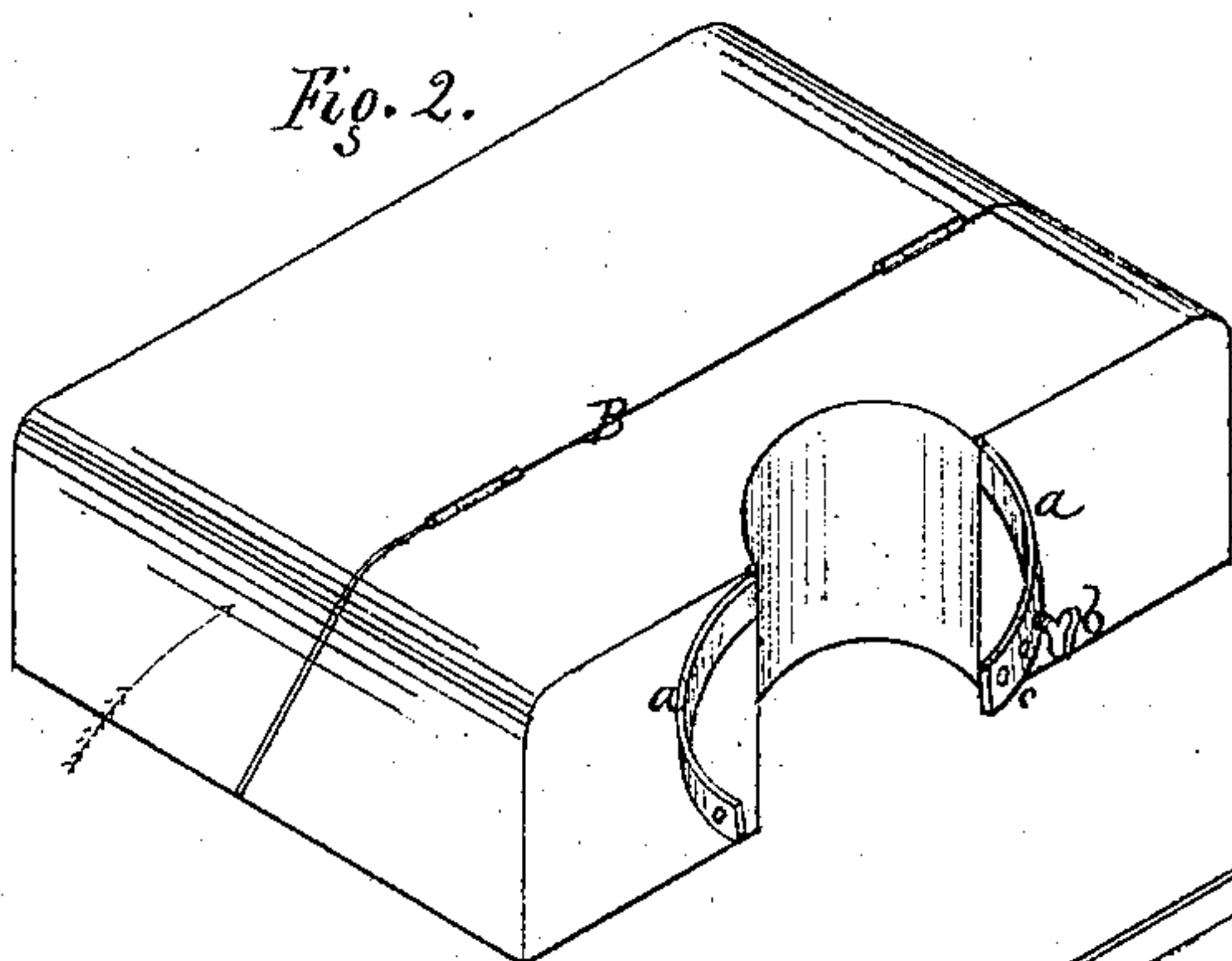
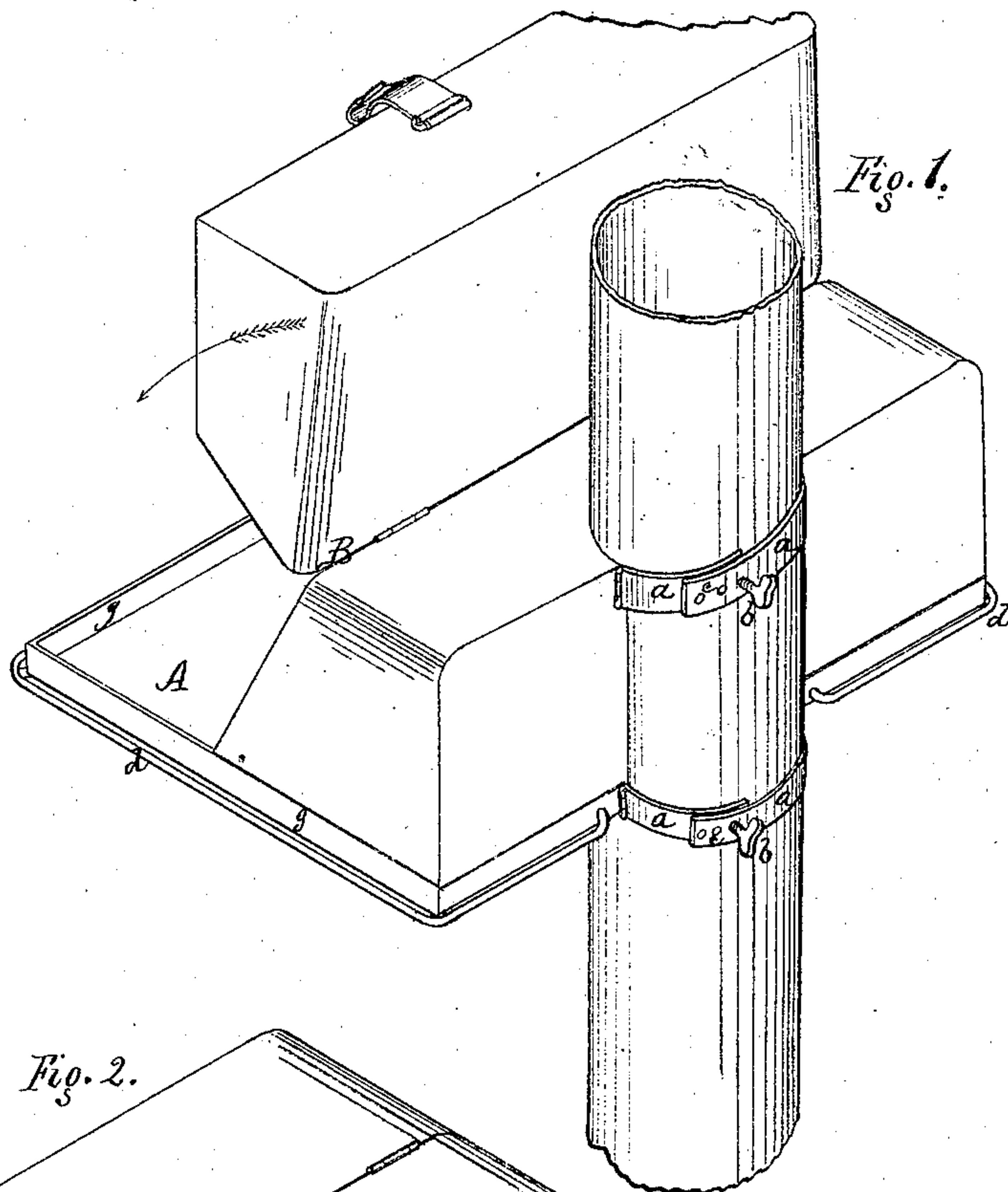


J. M. Callum,

Stove Pipe Shelf.

No. 111,225,

Patented Jan. 24, 1871.



Witnesses:
R. F. Cogard
G. W. Winship

Inventor:
James M. Callum
J. Fraser & Co.
attys
Rochester, N.Y.

United States Patent Office.

JAMES McCALLUM, OF ROCHESTER, NEW YORK, ASSIGNOR OF ONE-THIRD OF HIS RIGHT TO HARVEY E. GILLAM, OF SAME PLACE.

Letters Patent No. 111,225, dated January 24, 1871.

IMPROVEMENT IN STOVE-PIPE SHELVES.

The Schedule referred to in these Letters Patent and making part of the same.

To all whom it may concern:

Be it known that I, JAMES McCALLUM, of the city of Rochester, in the county of Monroe and State of New York, have invented a certain new and useful Improvement in Stove-Pipe Shelves and Covers, of which the following is a specification.

Nature of the Invention.

This invention is an improvement upon that patented to Smythe and Dexter, February 1, 1870.

It consists in making the shelf and cover in separate parts, and constructing them as hereinafter described.

General Description.

In the drawing—

Figure 1 is a perspective view of my improvement, applied to a stove-pipe.

Figures 2 and 3, views of the cover and shelf, respectively, separated.

Figure 4, a sectional view of the shelf, showing the method of bracing the same.

A represents the shelf, and

B, the cover.

These parts are made separate and distinct from each other, and each is clamped separately to the stove-pipe, but resting closely together so as to form an inclosed receptacle, as shown in fig. 1.

This construction of the shelf and cover constitutes one element of novelty in my invention. By this means either the shelf may be used alone, which is desirable in some cases, or both the shelf and cover may be employed, which constitutes an elevated oven. This is a great advantage over a simple shelf, or a shelf and cover combined in a single device. By raising the cover higher or lower, also, the receptacle may be enlarged or contracted, at pleasure.

The device is constructed with the following features of improvement over Smythe's and Dexter's, viz:

Instead of a single strap which folds around the pipe to secure the shelf in place, I employ two half-straps, *a a*, attached both to the shelf and to the cover portion, by which each may be attached independently, as before described. One of these half-straps overlaps the other, and the ends are secured together by a set-screw, *b*, which passes through holes in both and bears against the pipe.

The holes in one or both of the straps are made in a series, as shown at *c c*, by which means the straps may be let out or taken up, to enlarge or contract the circle. By this construction I obtain a special advantage in enabling the same shelf to fit large or small-sized pipe, an effect which is new, so far as I am aware. In Dexter's the strap is fitted to only one size of pipe.

Instead of hooks for hanging articles to dry, I employ a marginal rod, *d*, which extends all around the periphery of the shelf, except the socket in the rear. The special advantage of this is, that the articles can be hung smoothly thereon, and not wrinkled as where hooks are employed. This is especially important in drying starched clothes.

And, instead of a funnel-shaped brace which connects the shelf with its socket to stay the same, I employ open-rod braces, *f f f*, as clearly shown in fig. 4. By this arrangement the heat from the stove and pipe can circulate free under the shelf and reach all parts of the same, whereas the inclosing funnel-shaped brace deflects and throws off the heat so that the shelf itself receives but little benefit from the same.

And, finally, instead of a high marginal ledge or flange to the shelf, which shuts all articles in, I make but a narrow flange, *g*, the height of which is only such as will retain articles, but will allow the edges of the same (such as plates, &c.) to project over.

These features are important in making a practical and useful invention; and this is especially true of the construction of the shelf and cover in separate parts.

Claims.

What I claim, and desire to secure by Letters Patent, is—

1. The construction of the parts A B, which attach separately to the pipe in the manner shown, for the purpose specified.

2. In combination with the separate parts A B, which constitute the shelf and cover, the overlapping straps *a a*, the marginal rod *d*, the stay-rods *f f*, and the narrow flange *g*, the whole arranged as described, and operating in the manner and for the purpose specified.

JAMES McCALLUM.

Witnesses:

R. F. OSGOOD,
J. P. BARNES.