

E. K. Breckenridge,

Window Button

No. 110,733,

Patented Jan. 3. 1871.

Fig. 1.

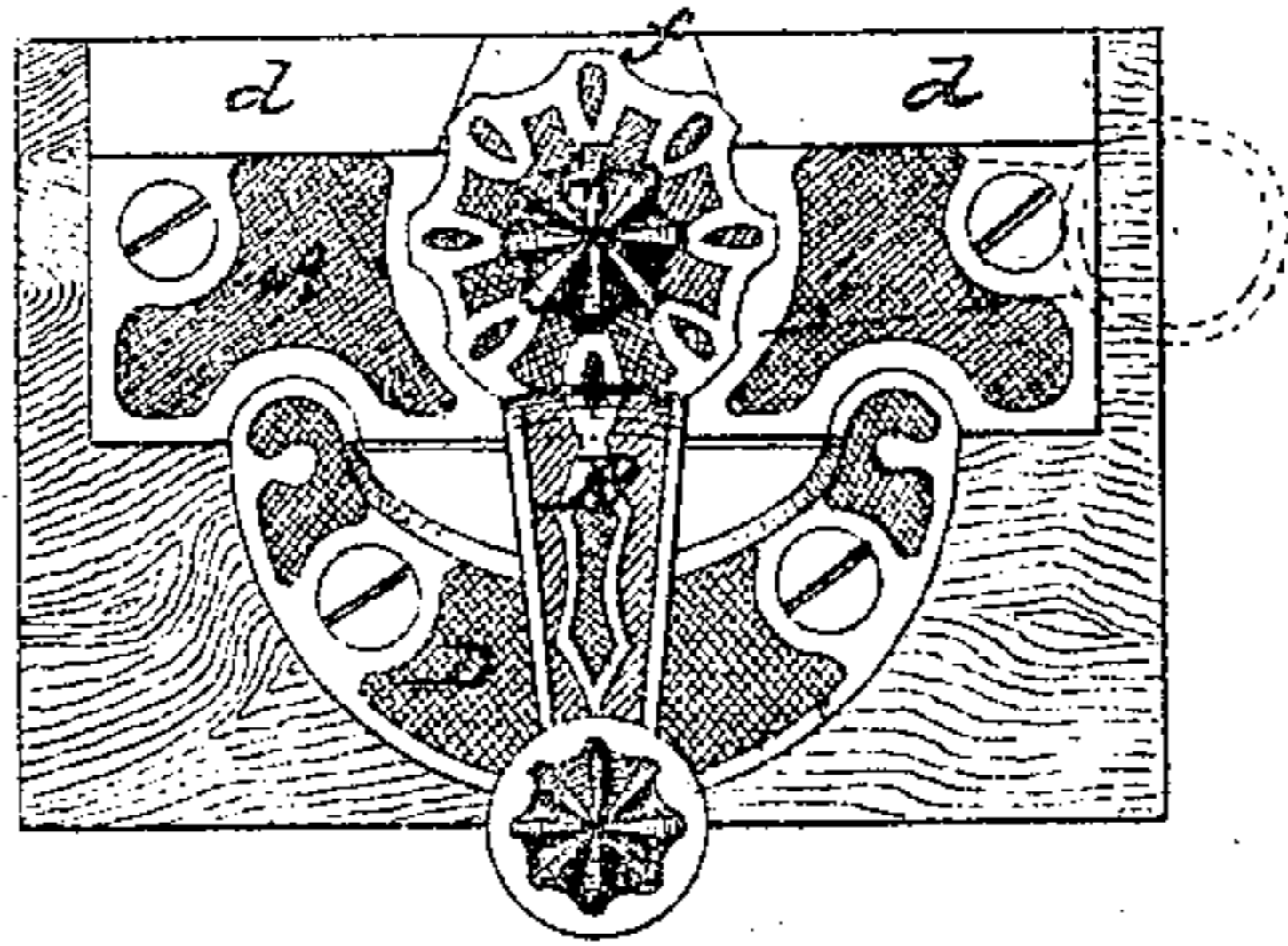


Fig. 2.

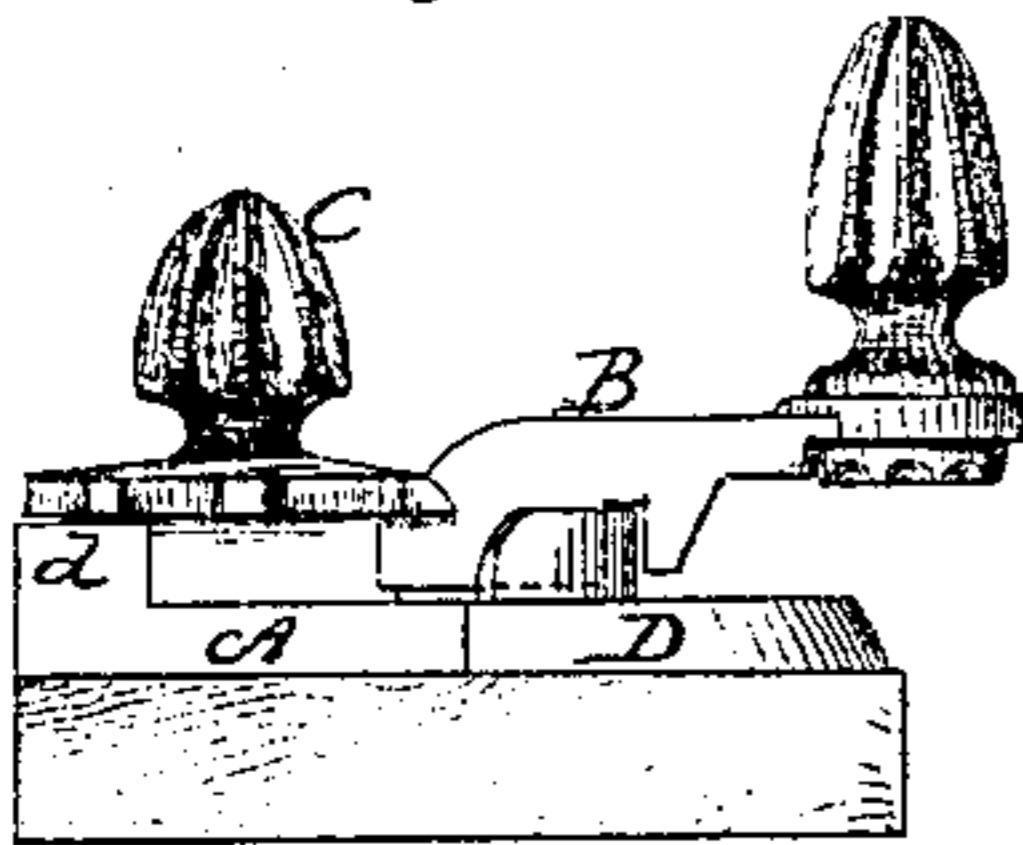


Fig. 3.

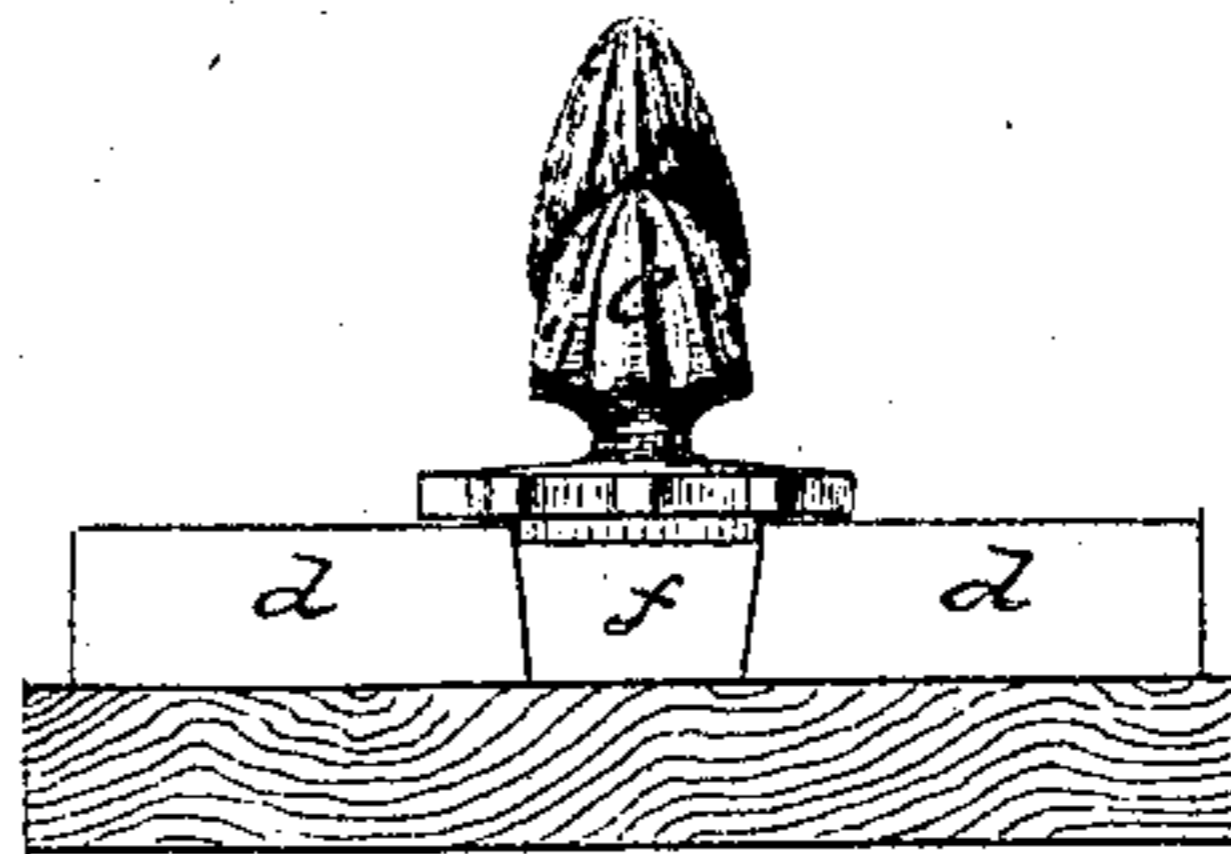
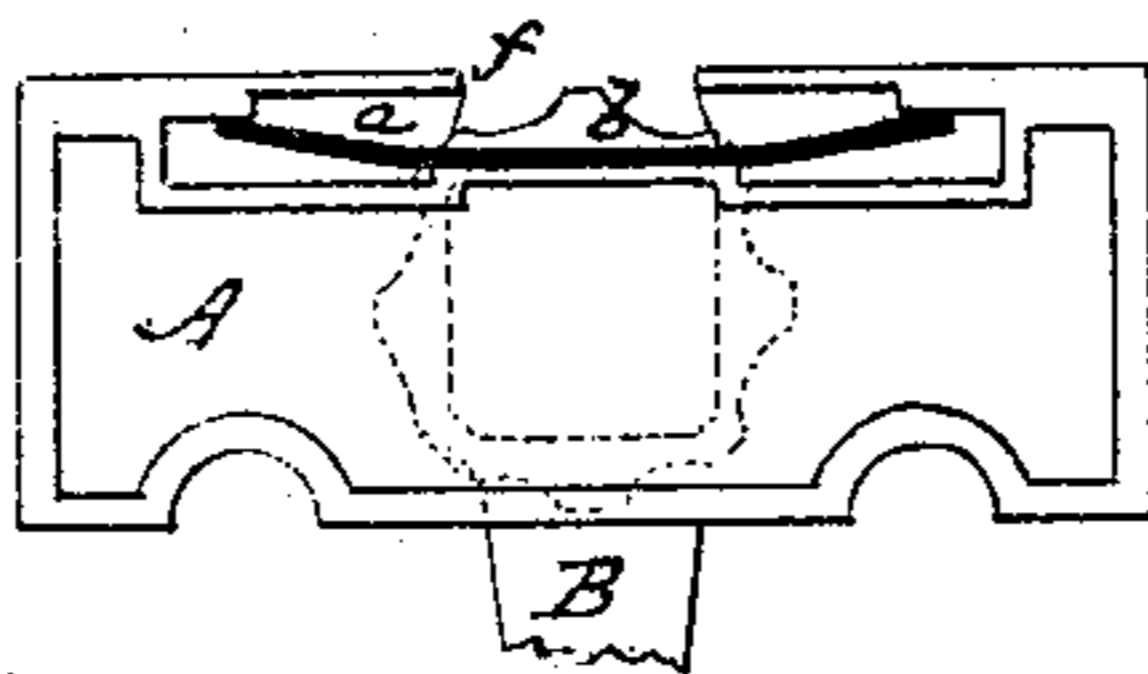


Fig. 4.



Witnesses.
J. H. Shumway
A. J. Tibbitts

Elias K. Breckenridge
Inventor
By his Attorney.
Wm. E. E. & Co.

United States Patent Office.

ELIAS K. BRECKENRIDGE, OF WEST MERIDEN, CONNECTICUT.

Letters Patent No. 110,733, dated January 3, 1871.

IMPROVEMENT IN FASTENERS FOR MEETING-RAILS OF SASHES.

The Schedule referred to in these Letters Patent and making part of the same.

To all whom it may concern:

Be it known that I, ELIAS K. BRECKENRIDGE, of West Meriden, in the county of New Haven and State of Connecticut, have invented a new Improvement in Sash-Fasteners; and I do hereby declare the following, when taken in connection with the accompanying drawing and the letters of reference marked thereon, to be a full, clear, and exact description of the same, and which said drawing constitutes part of this specification and represents in—

Figure 1, a top view;

Figure 2, a side view;

Figure 3, a rear view; and in

Figure 4, a view of the lever, the plate inverted.

This invention relates to an improvement in sash-fasteners, particularly that class in which a flat spring is arranged in the rear of the lever to sustain the lever in a locked or unlocked position, the object being to construct the plate so that it may be made ornamental upon the upper surface, and, at the same time, the spring covered.

In the common construction a recess is formed upon the rear of the plate, under which the spring is arranged, the flange which forms the upper side of the said recess extending over the lever, so that the point of the lever passes over both the plate and flange; hence, in casting such plates, they must be molded on the edge, and cannot be ornamented on the upper surface.

My invention consists in the formation of a recess at the rear of the plate opening from the under side; the said recess used as a seat and means of securing the spring, and the lever pivoted to the upper side of the plate, but extending into the said recess sufficiently to bear against the spring arranged therein.

A is the lower plate, which is formed with a recess, *a*, upon the under side, the said recess extending up into a ledge, *d*, formed at the rear edge of the plate, as seen in figs. 2 and 3.

B, the lever, is pivoted to the plate A by means of a stud, C, extending through the said lever into the plate.

That part of the lever around the pivot is formed square, as denoted in broken lines, fig. 4; and in the recess *a* a flat spring, *b*, is placed, denoted in solid black, fig. 4, bearing upon the lever. A recess, *f*, (see figs. 1 and 2,) being formed through the ledge opening into the recess *a*, permits the spring to bear against the lever and the lever to be turned from right to left.

By this construction the plate is molded flat—that is, so that the flat surface may be up or down on the mold-board, as the case may be—and the upper surface may be ornamented in any desirable manner.

The keeper D is combined with the lever in the usual manner.

By this construction, also, the upper side of the lever, which is exposed, may be ornamented, as denoted in fig. 1.

I claim as my invention—

The plate A of a sash-fastener, to which the lever B is pivoted, constructed with a recess, *a*, for the insertion of the spring upon the under side, to bear against the said lever, in the manner substantially as described.

ELIAS K. BRECKENRIDGE.

Witnesses:

RATCLIFFE HICKS,
CH. ROCKWELL.