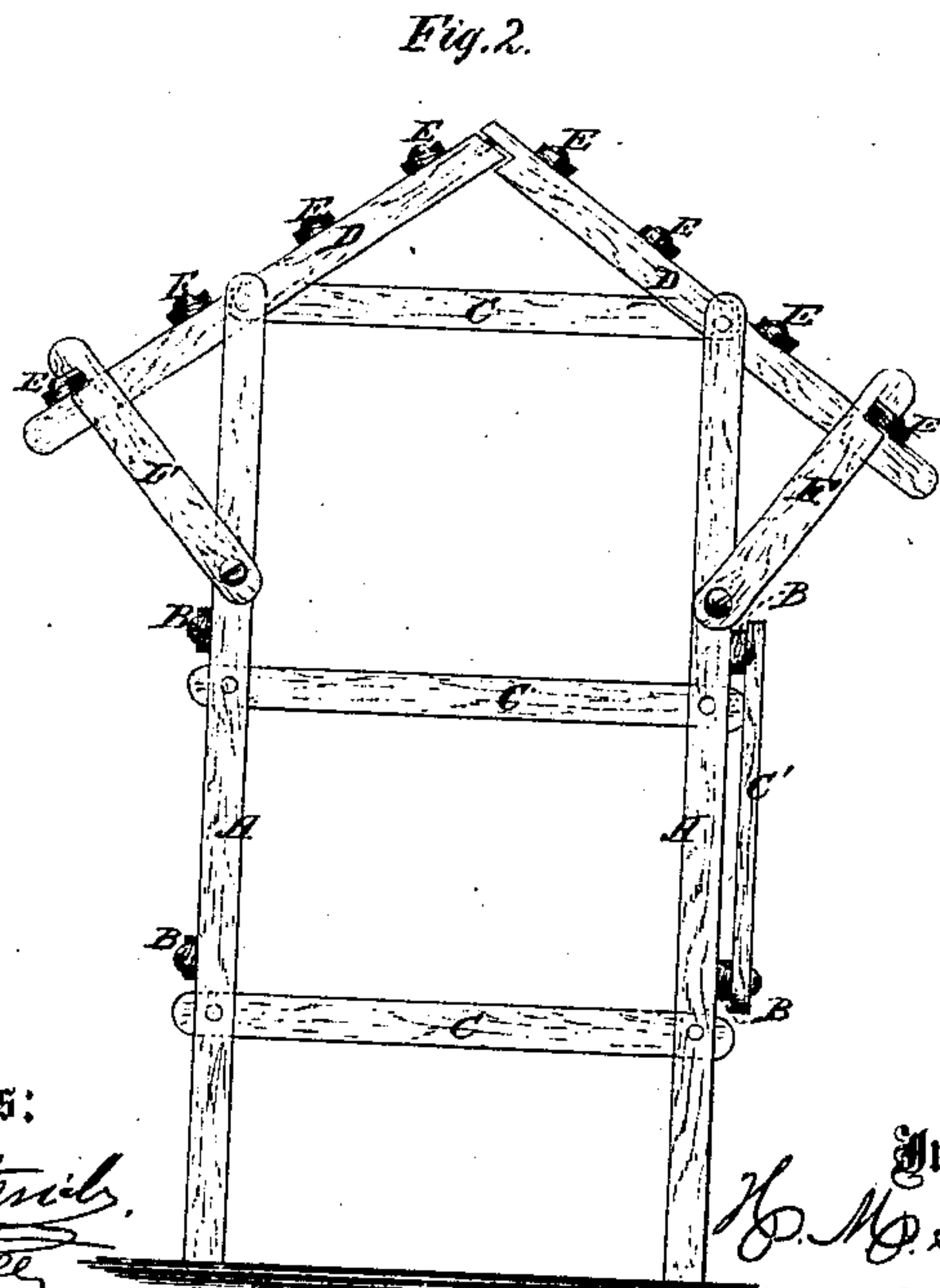
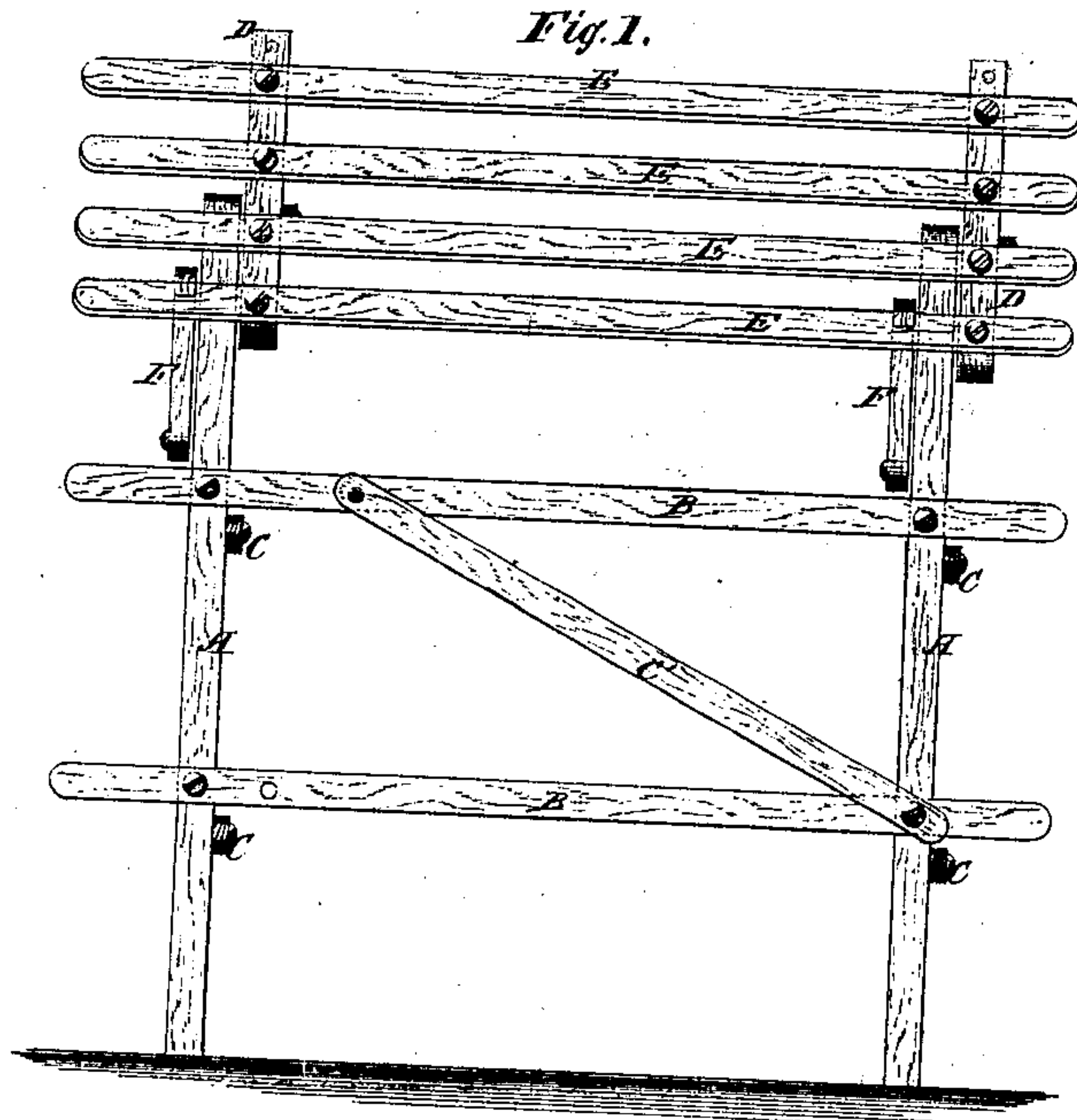


H. M. STEVENSON,
CLOTHES DRIER.

No. 110,691.

Patented Jan. 3, 1871.



Witnesses:

P. C. Dieterich,
Geo. W. Wadlee

PER

Inventor:

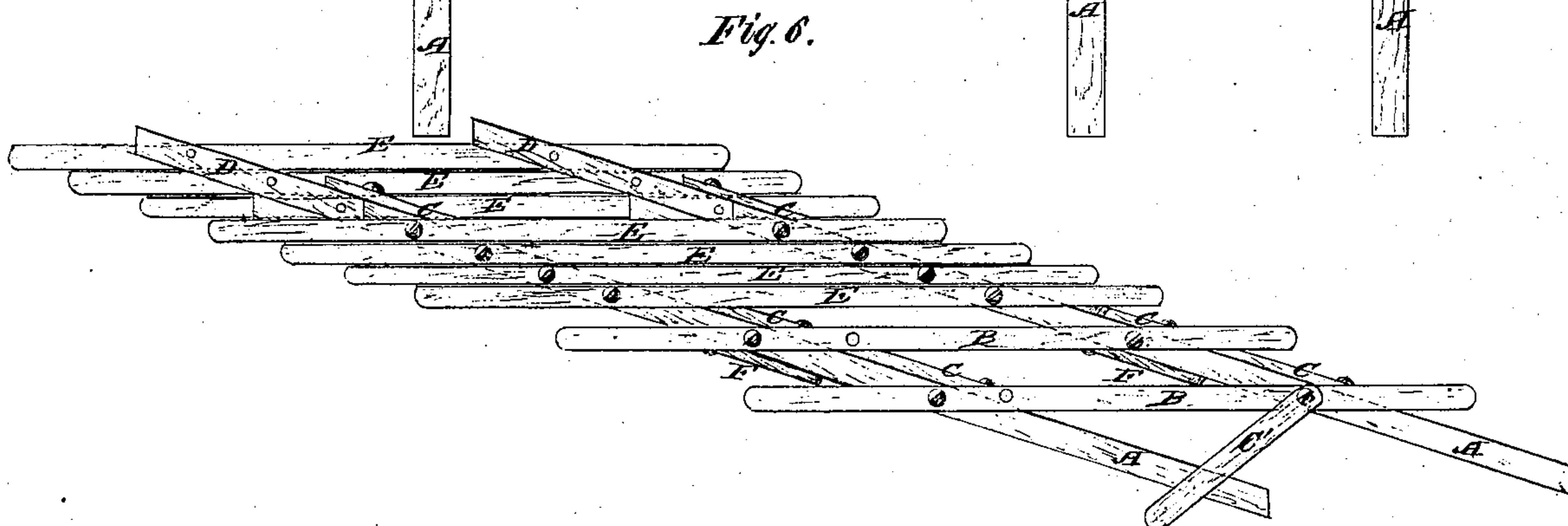
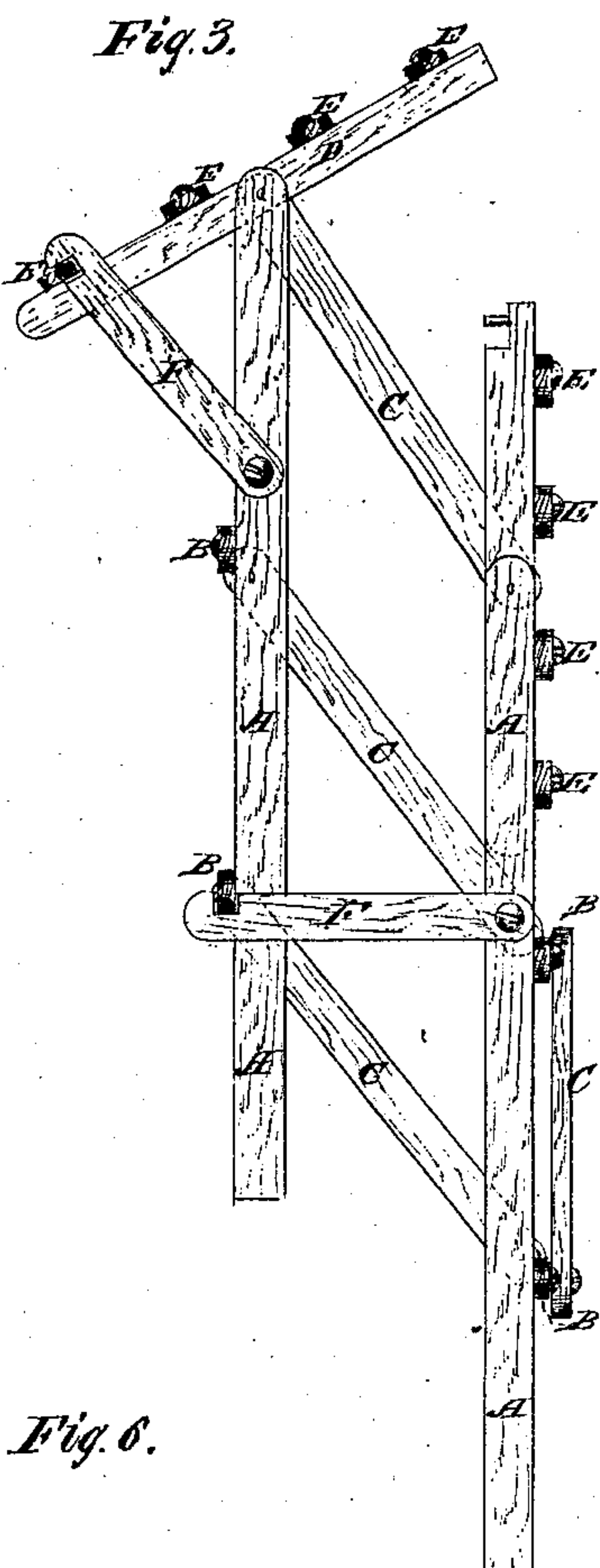
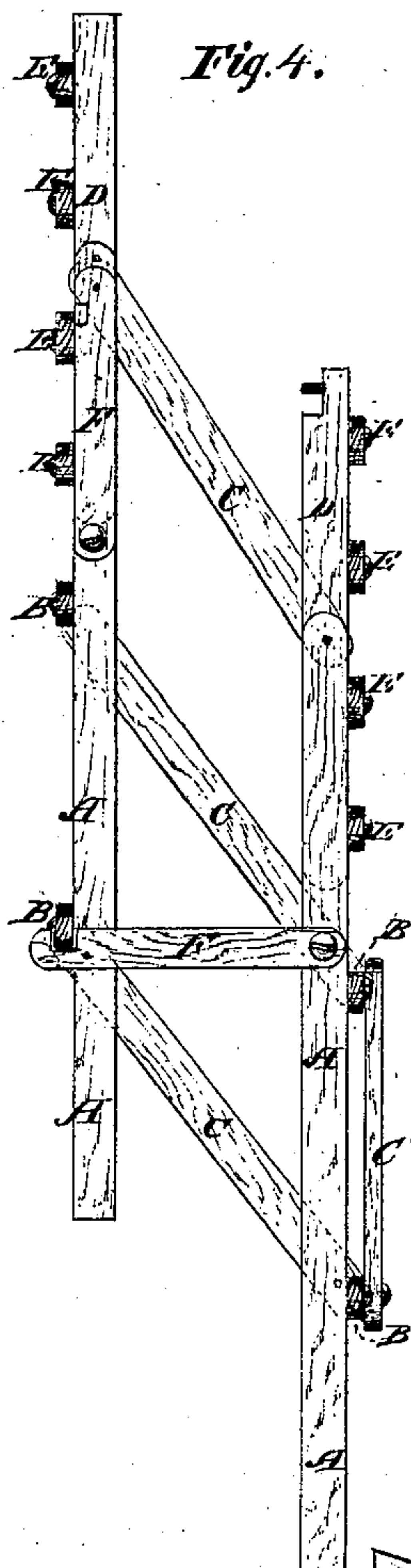
H. M. Stevenson
Wm. H. H. H.

Attorneys.

H. M. STEVENSON.
CLOTHES DRIER.

No. 110,691.

Patented Jan. 3, 1871.



Witnesses:

P. C. Dietrich.
Geo. W. Mabee

Inventor:

H. M. Stevenson

PER

Munnell

Attorneys.

United States Patent Office.

HENRY M. STEVENSON, OF SOUTH PEACHAM, VERMONT.

Letters Patent No. 110,691, dated January 3, 1871.

IMPROVEMENT IN CLOTHES-DRIERS.

The Schedule referred to in these Letters Patent and making part of the same.

To all whom it may concern:

Be it known that I, HENRY M. STEVENSON, of South Peacham, in the county of Caledonia and State of Vermont, have invented a new and improved Clothes-Frame; and I do hereby declare that the following is a full, clear and exact description thereof, which will enable others skilled in the art to make and use the same, reference being had to the accompanying drawing forming part of this specification.

This invention relates to improvements in clothes-drying frames; and

It consists in a frame composed of two side panels and two top panels, the side panels being jointed and braced, and connected to each other by jointed cross-bars, the top panels being pivoted to the side panels at the top, one to each, and provided with pivoted braces for holding them in the oblique position corresponding to the rafters of a house, all so arranged that the said drier may be adjusted to one shape to stand in one position alone, or in other positions for leaning against a support, and may be folded together for stowing away, as hereinafter described.

Figure 1 represents a side elevation of my improved clothes-drier;

Figure 2, an end elevation; and

Figures 3, 4, 5, and 6, are views of different shapes into which it may be adjusted.

Similar letters of reference indicate corresponding parts.

A represents posts; and

B, horizontal bars pivoted to them at the ends, forming side panels, of which I employ two, connecting them together by the cross-bars C, which are also pivoted to the posts, and one of the panels has a stay-brace, C', pivoted at one end, and detachably connected at the other to brace the frame endwise.

D represents end pieces; and

E, horizontal bars forming the top panels. These are also pivoted together.

The end pieces are pivoted near their centers lengthwise to the posts A, as shown, and the upper ends are brought together over the center of the rectangular frame formed by the side panels and cross-pieces, and boxed and dowelled together.

F represents braces pivoted to the posts near the tops, and arranged to engage with the lower longitudinal bars of the top panels, as shown. These, together with the connection of the end pieces at the top, hold the frame rigidly together.

This frame, so constructed, may be readily set up in the position shown in figs. 1 and 2, for standing independently of any other support, or the braces F of one side may be detached from the top panel and engaged with the lower horizontal bar B of the opposite side panel by raising the latter sufficiently, as shown in fig. 3, and the frame thereby adapted to lean against the side of the house or wall. Then the braces F of the other side may be detached from the top panel of that side, and the position represented in fig. 4 may be had; and, again, the braces being detached from the lower longitudinal bar, the frame may be adjusted to the position represented in fig. 5, and, finally, the brace C' being detached from the upper side bar B, the frame may be adjusted to the position represented in fig. 6, in which it is conveniently disposed for storing away or carrying about.

Having thus described my invention,

I claim as new and desire to secure by Letters Patent—

The combination of the side panels A, top panels D E, cross-bars and braces F and C', the several parts being jointed together and arranged substantially as specified.

HENRY M. STEVENSON.

Witnesses:

HARVEY B. LIVINGSTON,
JOHN H. STEVENSON.